



US00D397582S

United States Patent [19]
Sussman

[11] **Patent Number:** **Des. 397,582**
[45] **Date of Patent:** ****Sep. 1, 1998**

[54] **LAP TRAY**

[76] **Inventor:** **Sy Sussman**, 435 Promontory Dr. West,
Newport Beach, Calif. 92660

[**] **Term:** **14 Years**

[21] **Appl. No.:** **71,149**

[22] **Filed:** **May 22, 1997**

[51] **LOC (6) Cl.** **07-01**

[52] **U.S. Cl.** **D7/554; D6/406; D7/553**

[58] **Field of Search** **D7/507, 505, 546,**
D7/549, 550, 553, 554, 555, 560, 551,
562, 563, 564; 220/23.8, 575, 556, 571;
206/561; D6/406, 339; 224/926

[56] **References Cited**

U.S. PATENT DOCUMENTS

D. 72,917	6/1927	Traver	D7/553
D. 169,817	6/1953	Klein	D7/553
D. 170,163	8/1953	Randall	D7/553
D. 170,237	8/1953	Randall	D7/553
D. 170,338	9/1953	Randall	D7/553
D. 176,035	11/1955	Randall	D7/553
D. 179,780	2/1957	Randall	D7/553
D. 229,486	12/1973	Roper	D7/553
D. 265,154	6/1982	Cox	D6/406
D. 280,669	9/1985	Hammeke	D7/553
D. 289,247	4/1987	Wang	D6/406 X

D. 376,928	12/1996	Lorenzana et al.	D6/406
D. 378,477	3/1997	Sussman	.	
D. 382,727	8/1997	Kresge et al.	D6/406
2,512,963	6/1950	Peiker	D7/553 X
3,164,110	1/1965	Bofinger	D7/553 X
3,905,506	9/1975	Florian	220/23.8
5,497,885	3/1996	Sussman	.	

Primary Examiner—M. N. Pandozzi
Attorney, Agent, or Firm—James G. O'Neill

[57] **CLAIM**

The ornamental design of a lap tray, as shown and described

DESCRIPTION

FIG. 1 is a top plan view of a lap tray showing my new design;
 FIG. 2 is a front elevational view of FIG. 1; the rear view being identical to the front view as shown;
 FIG. 3 is a bottom plan view of FIG. 1;
 FIG. 4 is a side elevational view of FIG. 1; the other side view being identical to that shown;
 FIG. 5 is a top plan view of a lap tray showing a second embodiment of my new design;
 FIG. 6 is a front elevational view of FIG. 5; the rear view being identical to the front view as shown;
 FIG. 7 is a bottom plan view of FIG. 5; and
 FIG. 8 is a side elevational view of FIG. 5; the other side view being identical to that shown.

1 Claim, 2 Drawing Sheets

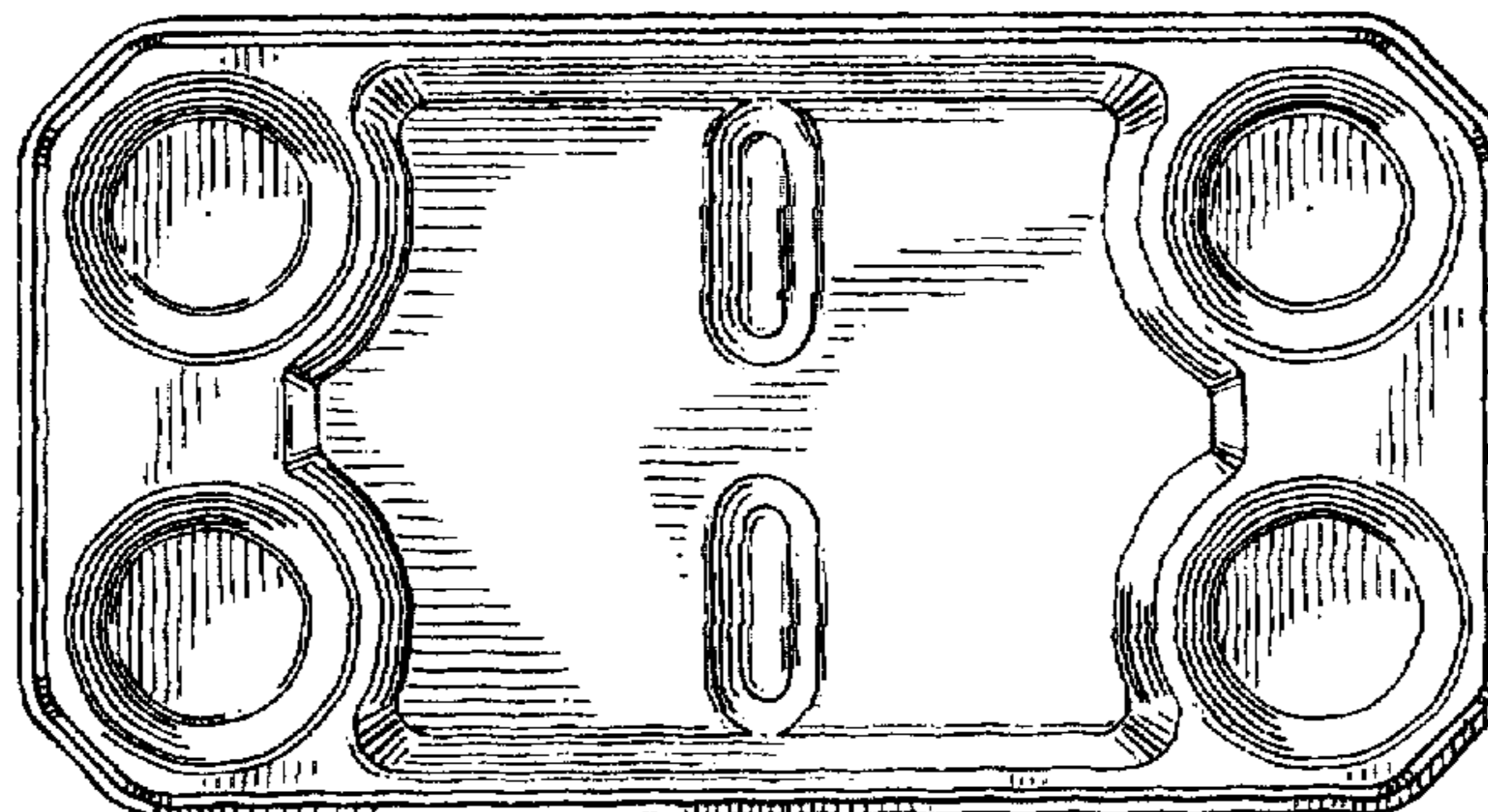
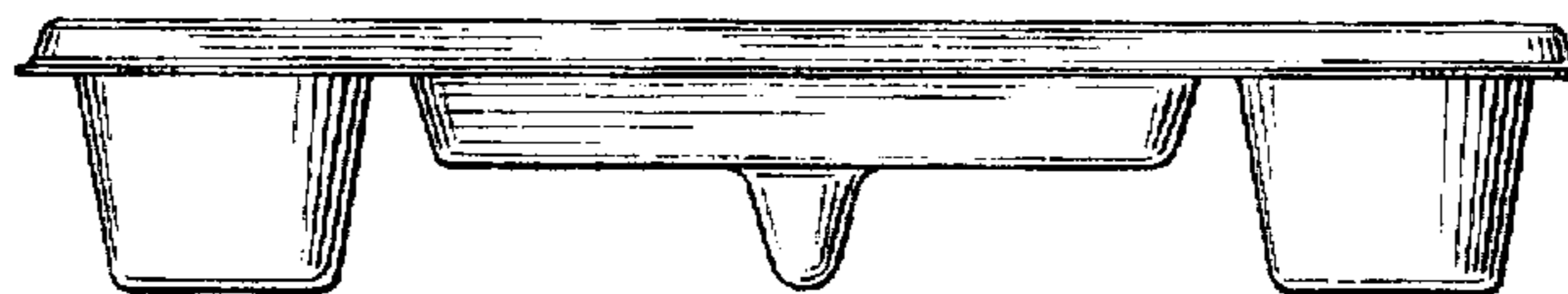
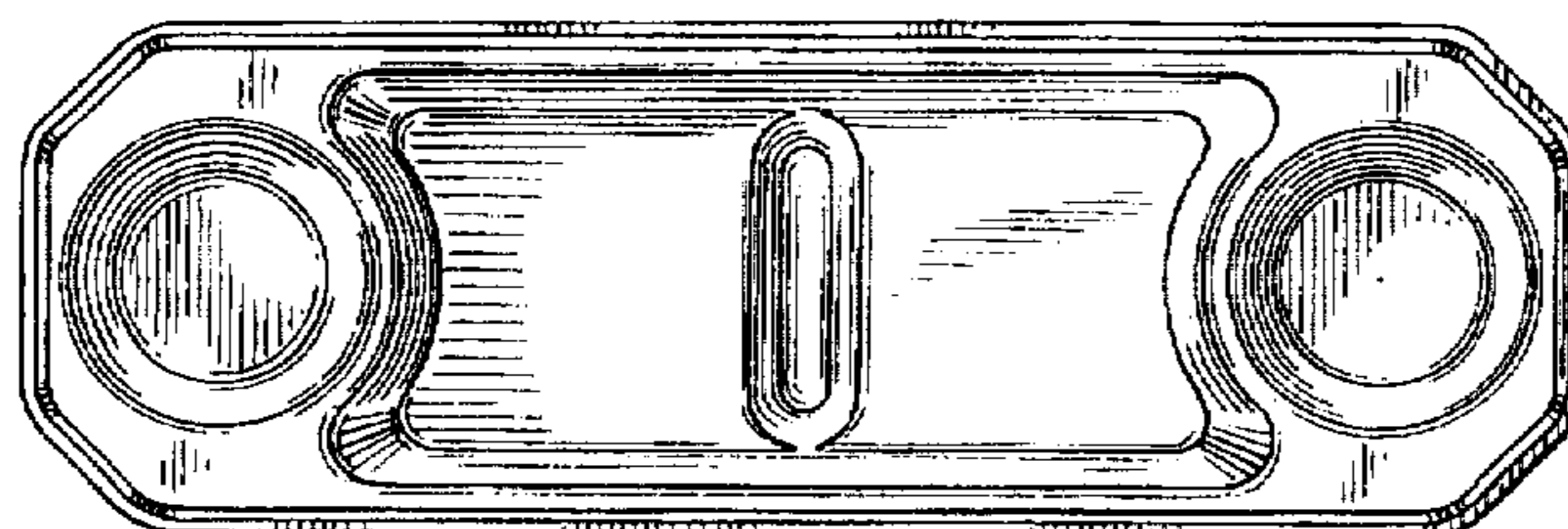


FIG. 1

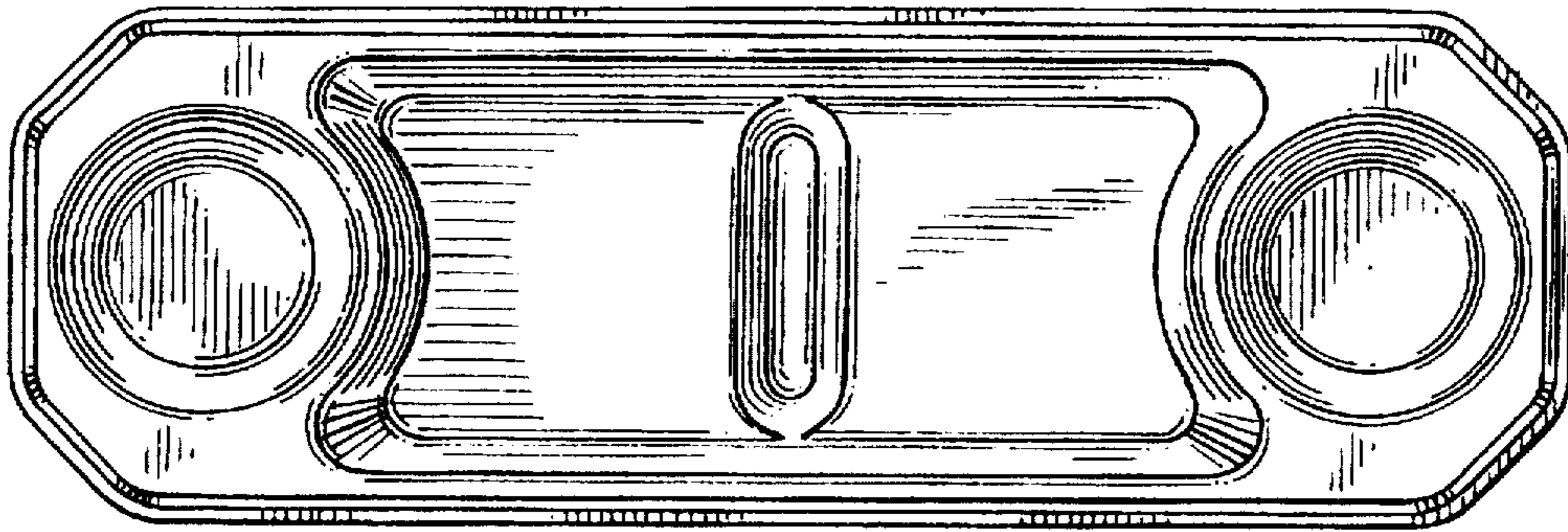


FIG. 2

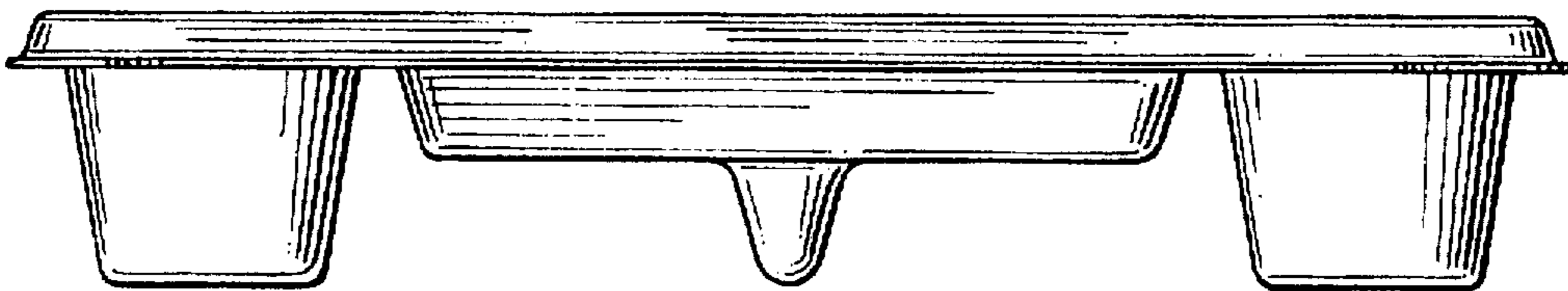


FIG. 3

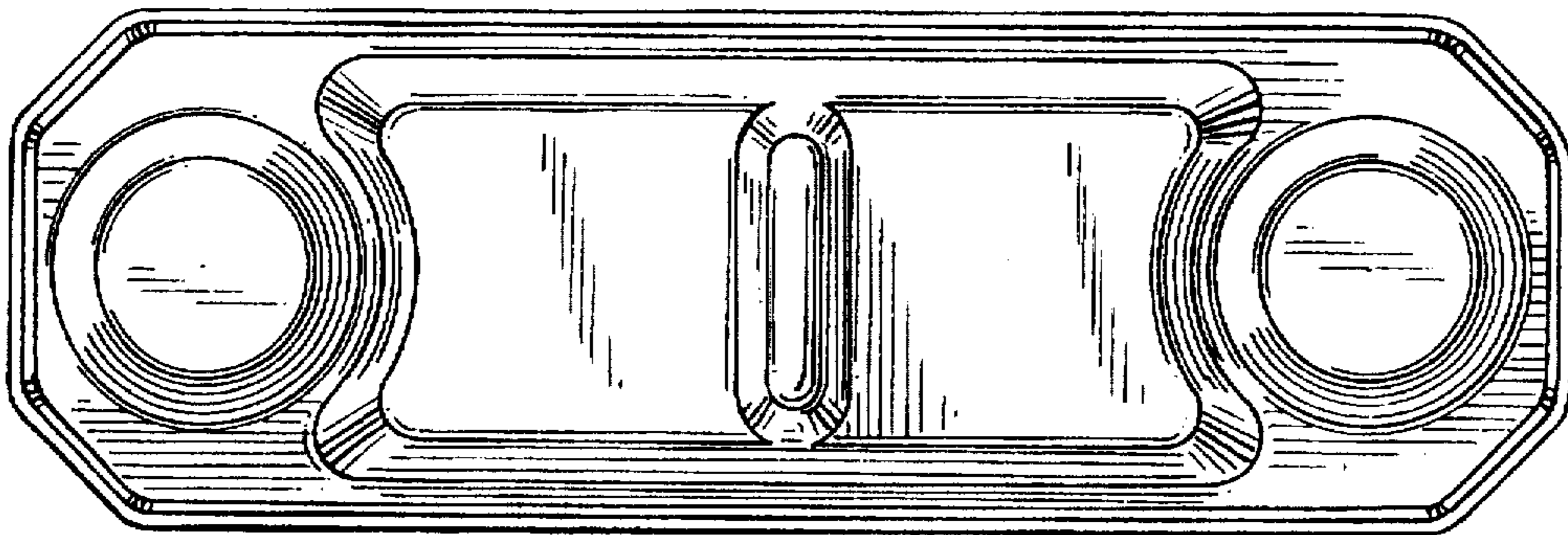



FIG. 4



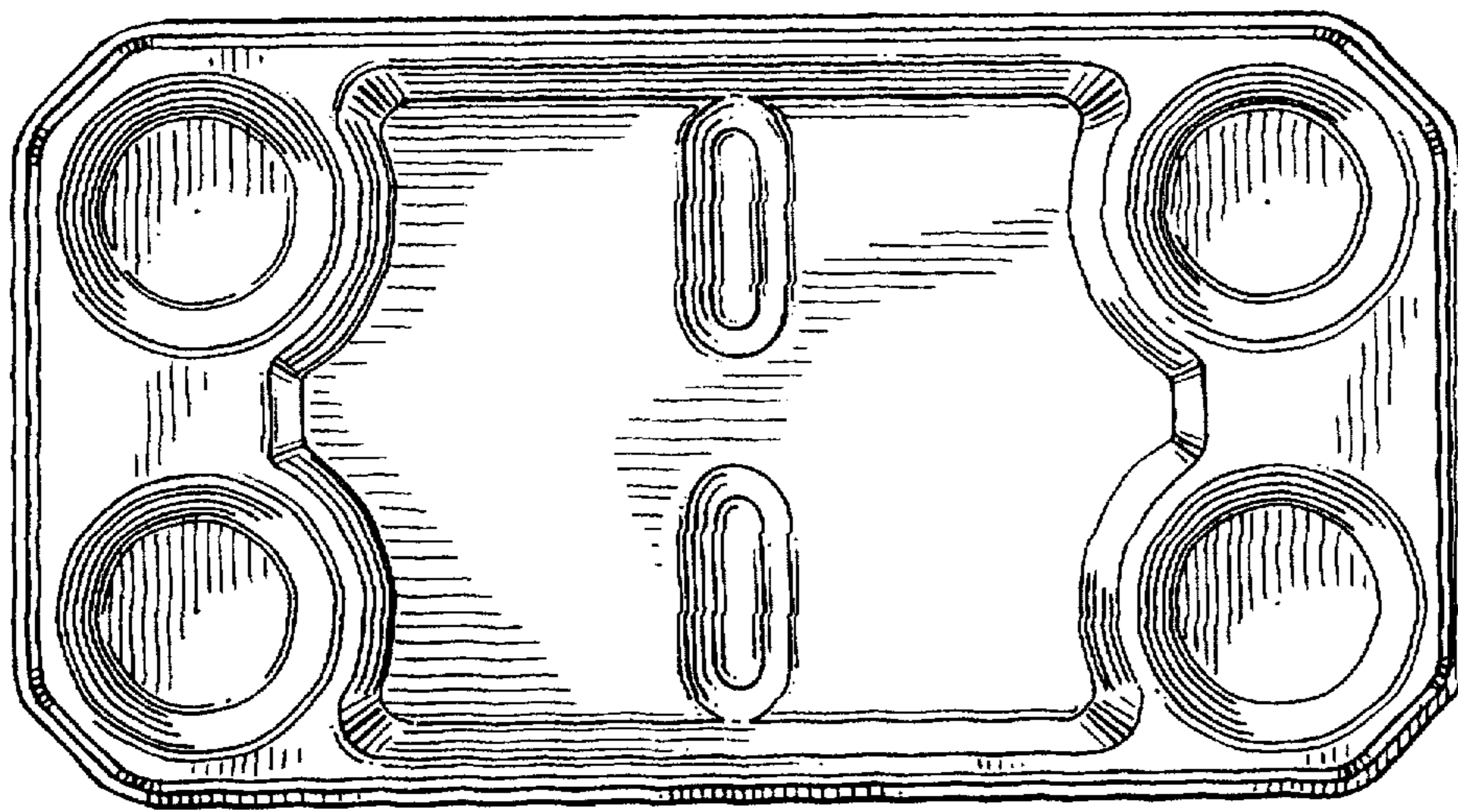


FIG. 5

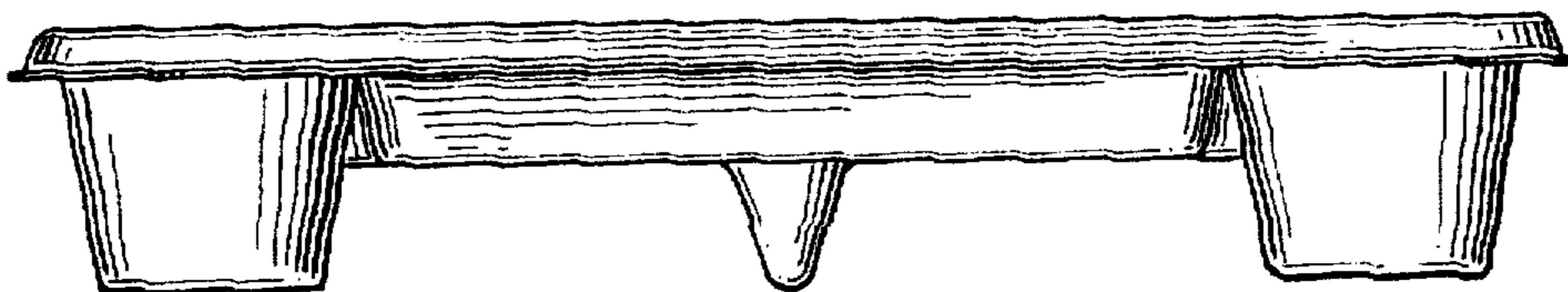


FIG. 6

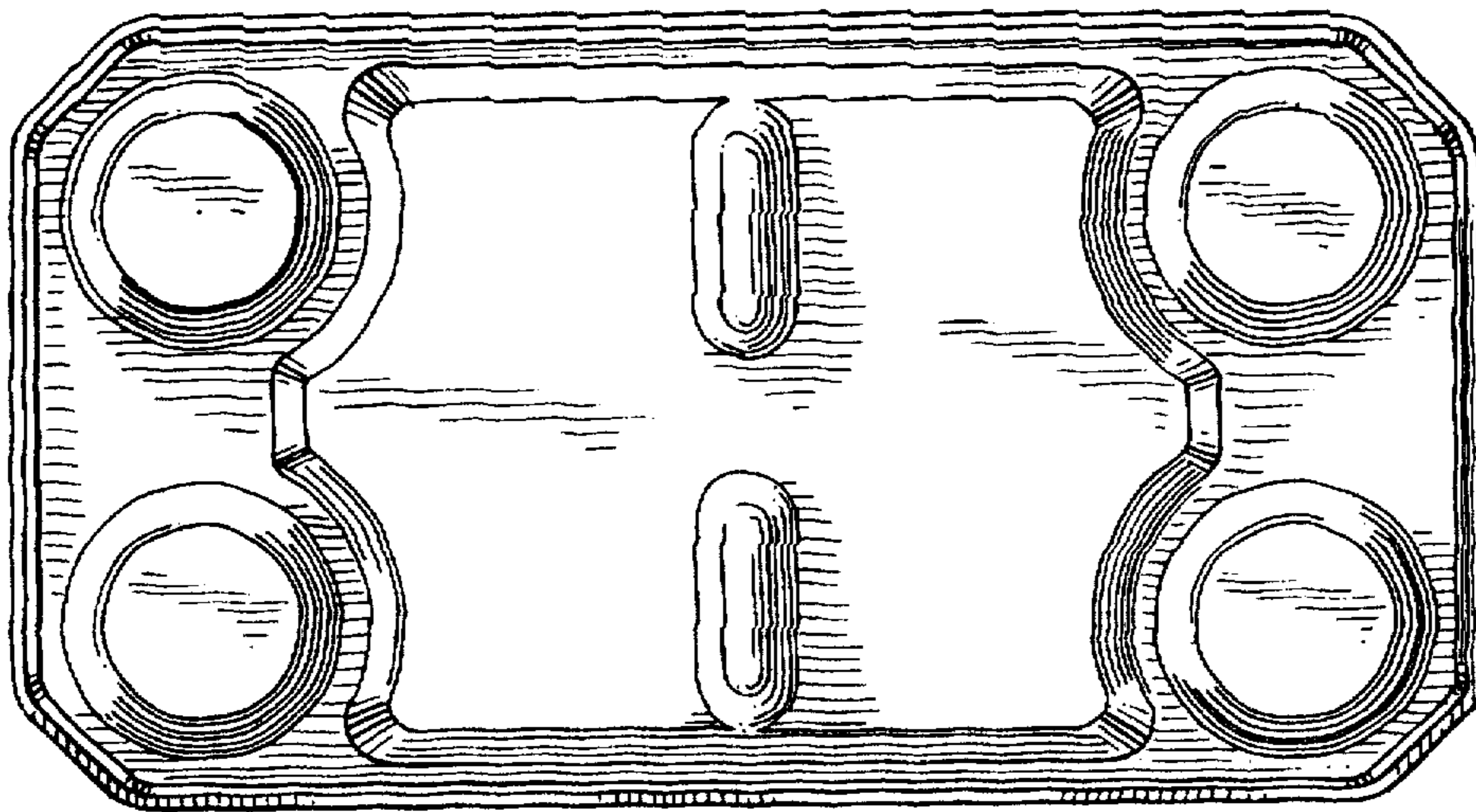


FIG. 7




FIG. 8