



US00D397536S

United States Patent [19]

Rodriguez, Jr. et al.

[11] Patent Number: **Des. 397,536**

[45] Date of Patent: ****Sep. 1, 1998**

[54] **EXTRUDED SNACK**

1,801,160	4/1931	Ingoglia	D1/129.4
2,038,366	4/1936	Kretchner	D1/125.4
4,219,575	8/1980	Saunders et al.	D1/125.4

[76] Inventors: **J. R. Rodriguez, Jr.; Richard Damion.**
both of 180 Newport Center Dr., Suite
180, Newport Beach, Calif. 92660-6949

Primary Examiner—Pamela Burgess
Attorney, Agent, or Firm—Levin & Hawes; James E.
Hawes; Owen J. Bates

[**] Term: **14 Years**

[57] **CLAIM**

[21] Appl. No.: **71,175**

The ornamental design for an extruded snack, as shown and described.

[22] Filed: **May 22, 1997**

DESCRIPTION

[51] LOC (6) Cl. **01-01**

[52] U.S. Cl. **D1/125**

[58] Field of Search D1/121, 125, 126,
D1/127, 128, 129, 199; 426/104, 144, 549,
618, 637, 438

FIG. 1 is a top view showing the ornamental design;
FIG. 2 is a front view showing the ornamental design;
FIG. 3 is a left end view of FIG. 1 showing the ornamental design. A right end view of FIG. 1, not shown, is the mirror image of FIG. 3;
FIG. 4 is a bottom view showing the ornamental design; and,
FIG. 5 is a back view showing the ornamental design.

[56] **References Cited**

U.S. PATENT DOCUMENTS

D. 29,311	9/1898	Murray	D1/125.4
D. 214,659	7/1969	Cooper et al.	D1/125

1 Claim, 1 Drawing Sheet

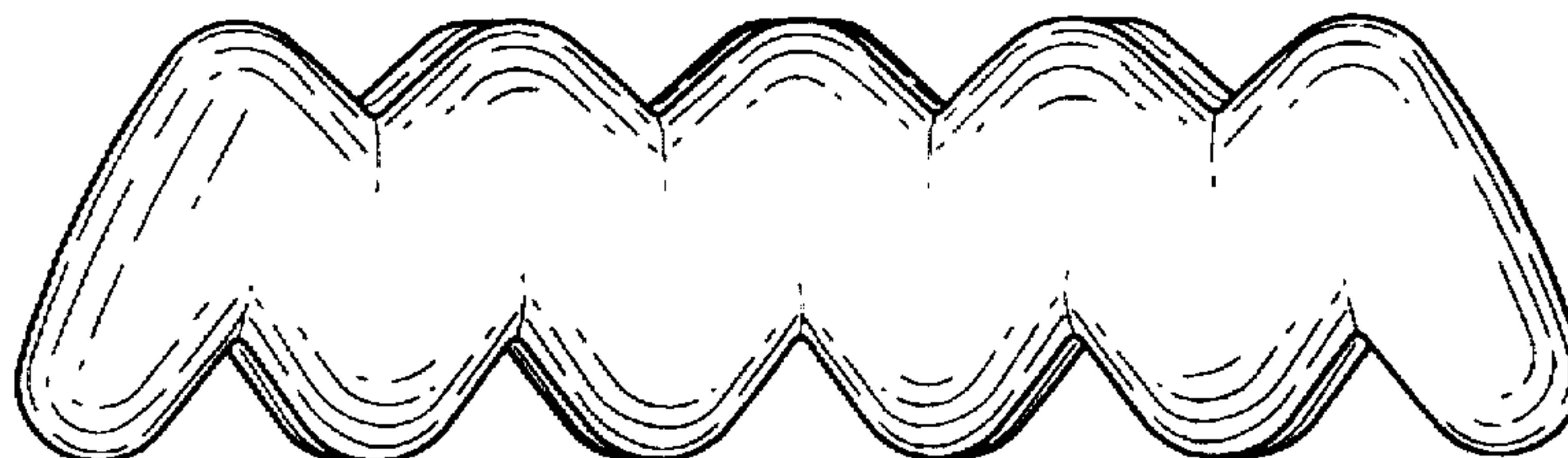


Fig. 1

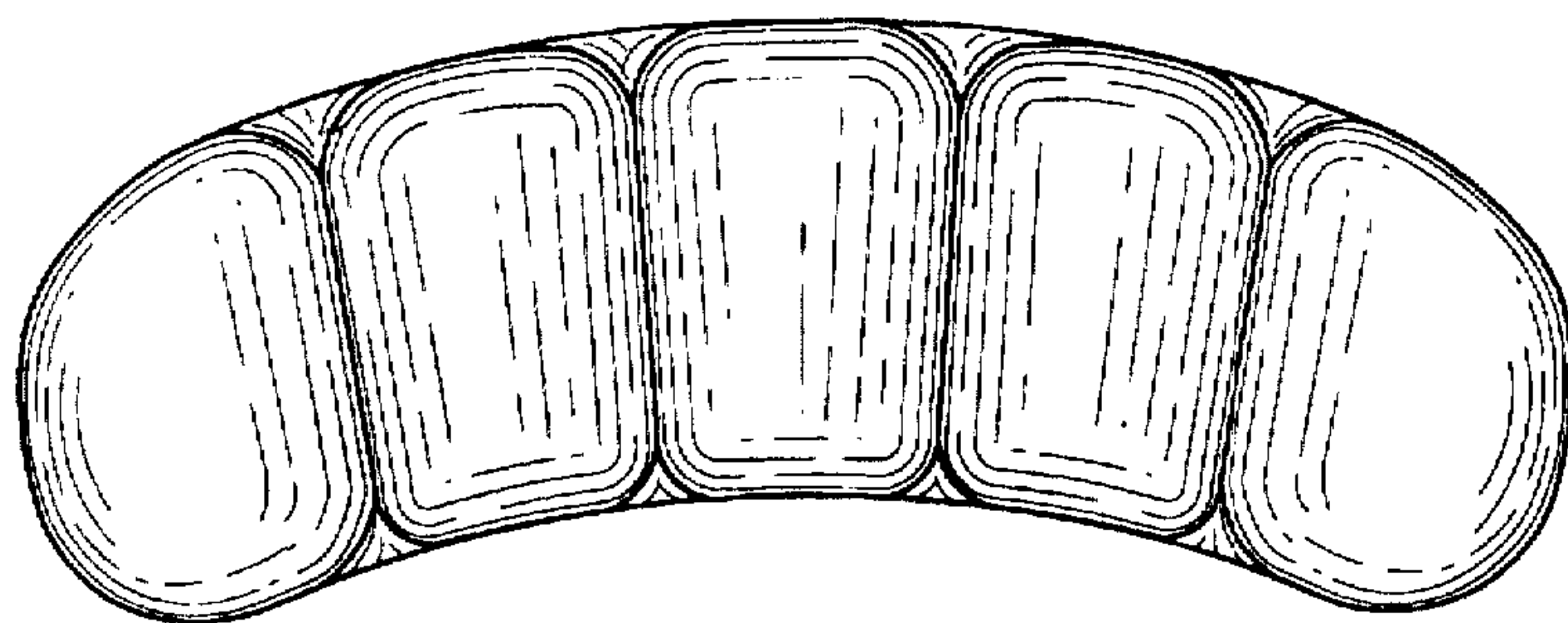


Fig. 2

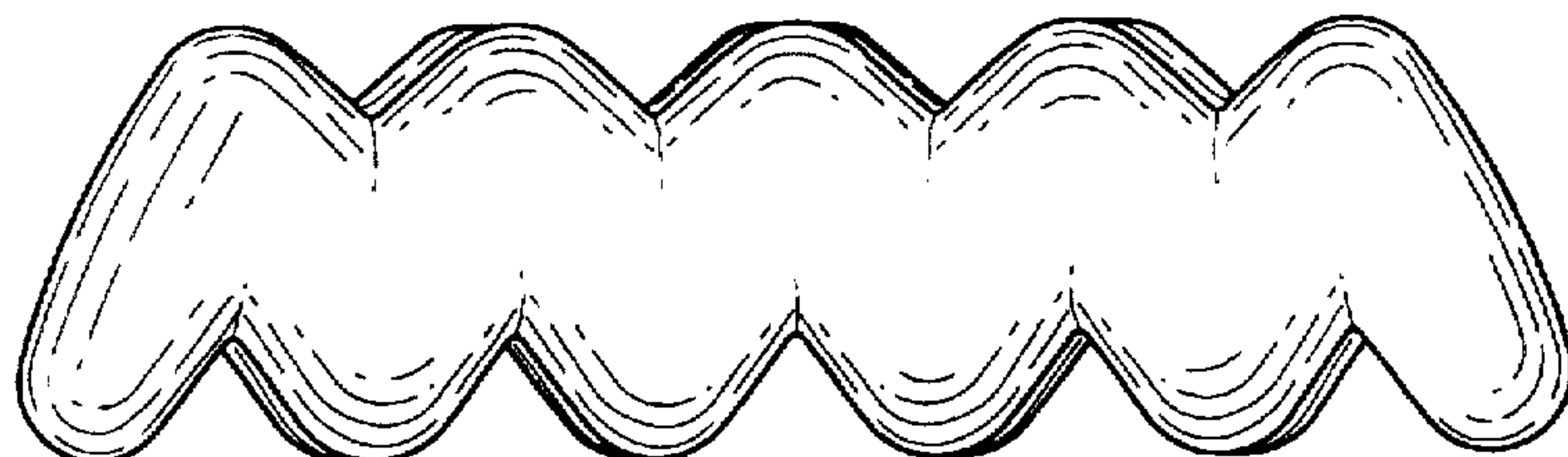


Fig. 3

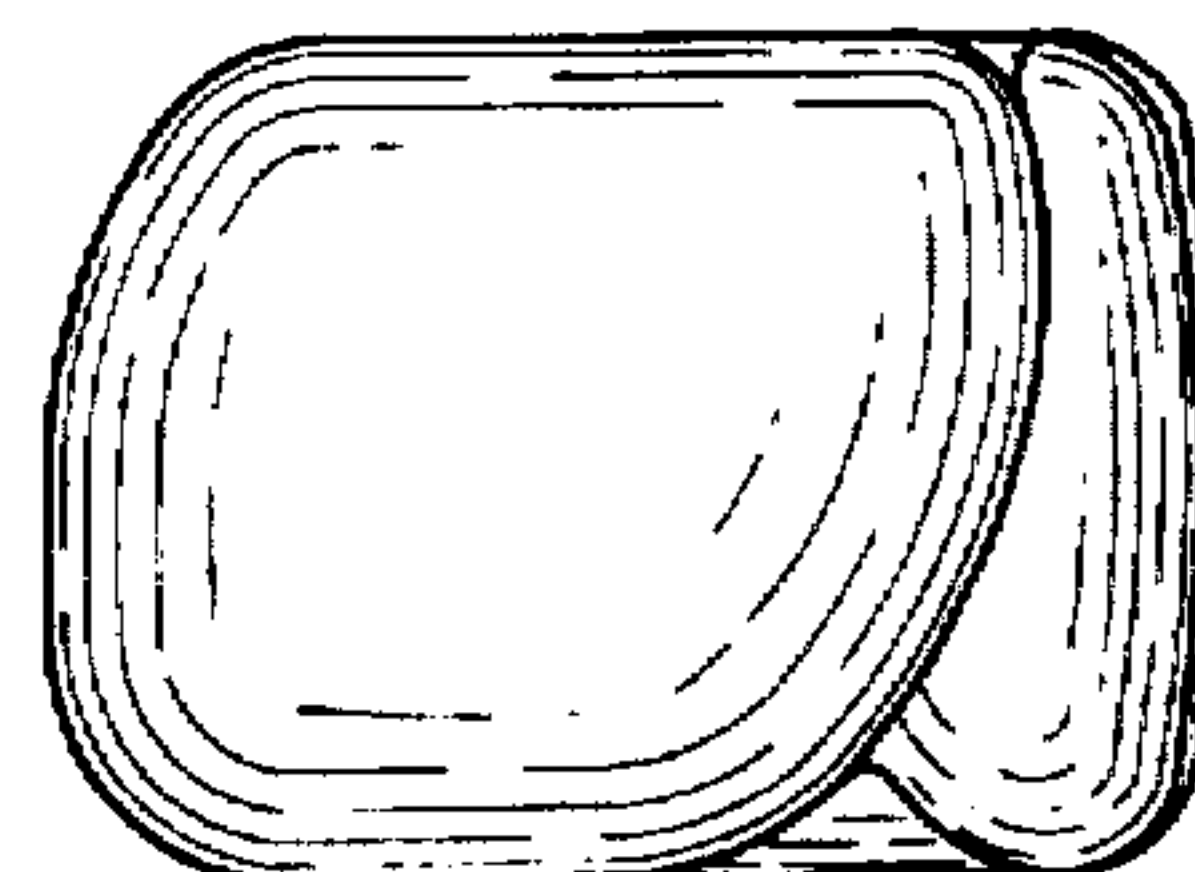


Fig. 4

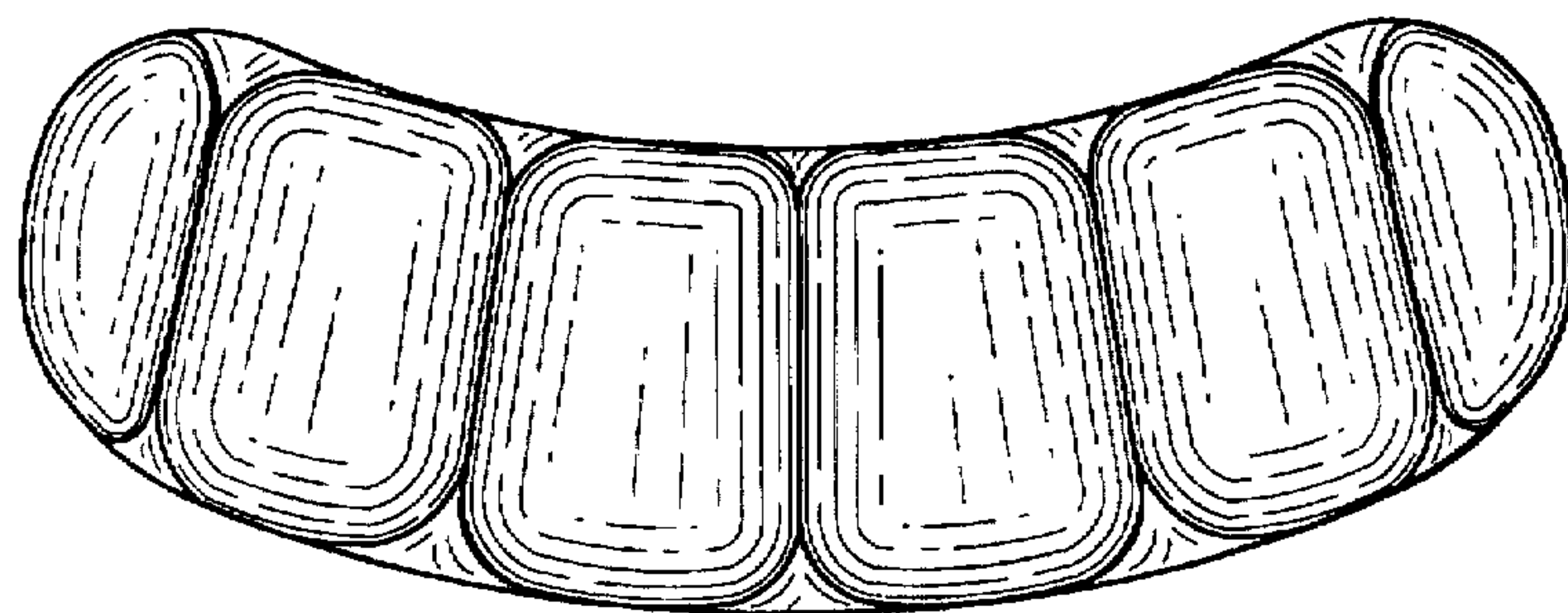


Fig. 5

