



US00D397532S

# United States Patent [19] Majewski

[11] Patent Number: **Des. 397,532**

[45] Date of Patent: **\*\*Aug. 25, 1998**

[54] **SADDLE ATTACHMENT FOR PROTECTING LEG AND CALF**

[76] Inventor: **Virginia C. Majewski**, 32 Treasure Ave., Kensington, Conn. 06037

[\*\*] Term: **14 Years**

[21] Appl. No.: **58,596**

[22] Filed: **Aug. 19, 1996**

[51] LOC (6) Cl. .... **30-04**

[52] U.S. Cl. .... **D30/135**

[58] **Field of Search** ..... D30/134-135; 54/23, 44.1, 44.7, 46.1, 46.2, 65; D24/190-192; D29/120; D2/2, 22-23, 242, 911

[56] **References Cited**

**U.S. PATENT DOCUMENTS**

|            |         |               |       |         |
|------------|---------|---------------|-------|---------|
| D. 336,551 | 6/1993  | Majewski      | ..... | D30/134 |
| D. 346,244 | 4/1994  | Majewski      | ..... | D30/134 |
| D. 353,234 | 12/1994 | Majewski      | ..... | D30/134 |
| D. 354,157 | 1/1995  | Majewski      | ..... | D30/134 |
| D. 356,189 | 3/1995  | Majewski      | ..... | D30/134 |
| D. 381,131 | 7/1997  | Duback et al. | ..... | D29/120 |
| 1,145,477  | 7/1915  | Gathright     | ..... | 54/23   |
| 2,128,159  | 8/1938  | Morgan        | ..... | 54/44.1 |
| 2,845,766  | 8/1958  | Leddy         | ..... | 54/46.1 |
| 3,130,530  | 4/1964  | Foreman       | ..... | 54/46.2 |

|           |         |                |       |         |
|-----------|---------|----------------|-------|---------|
| 3,289,389 | 12/1966 | Herrera        | ..... | 54/23   |
| 3,371,467 | 3/1968  | Salisbury, III | ..... | 54/44.7 |
| 4,382,301 | 5/1983  | Hightower, Jr. | ..... | 2/22    |
| 4,502,266 | 3/1985  | Friedson       | ..... | 54/44   |
| 5,010,597 | 4/1991  | Glover         | ..... | 54/46.1 |
| 5,123,233 | 6/1992  | Jajewski       | ..... | 54/46   |
| 5,216,874 | 6/1993  | Farrow         | ..... | 54/46.1 |
| 5,456,072 | 10/1995 | Stern          | ..... | 54/44.7 |
| 5,560,041 | 10/1996 | Walker         | ..... | 2/911   |

*Primary Examiner*—Cathy Anne MacCormac  
*Attorney, Agent, or Firm*—Virginia C. Majewski

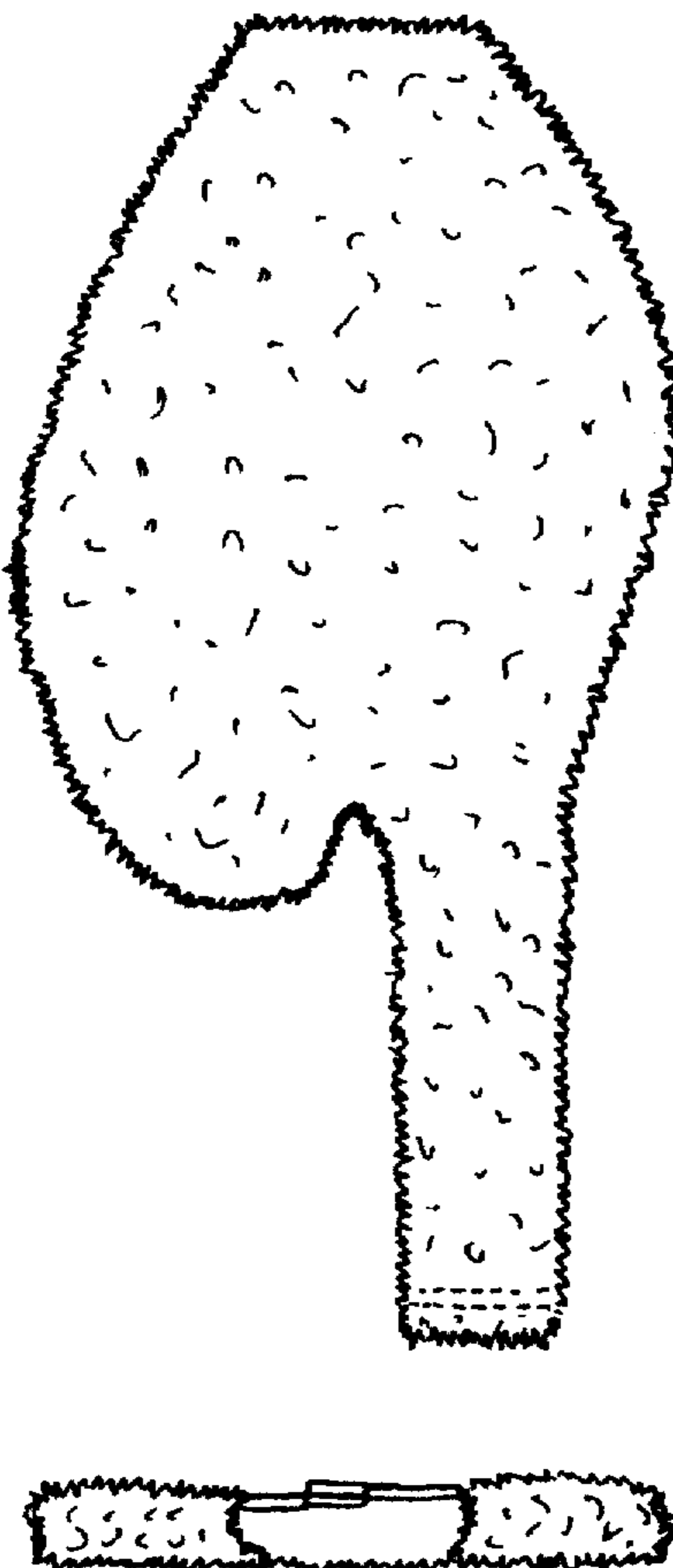
[57] **CLAIM**

The ornamental design for a saddle attachment for protecting leg and calf, as shown and described.

**DESCRIPTION**

FIG. 1 is a front elevational view of the saddle attachment for protecting leg and calf, showing my new design; FIG. 2 is a right side elevational view thereof; FIG. 3 is the top plan view thereof; FIG. 4 is a left side elevational view; FIG. 5 is a rear elevational view thereof; and, FIG. 6 is a bottom plan view thereof. The dashed lines of FIG. 1, FIG. 2, FIG. 4 and FIG. 5 represent conventional stitching.

**1 Claim, 2 Drawing Sheets**



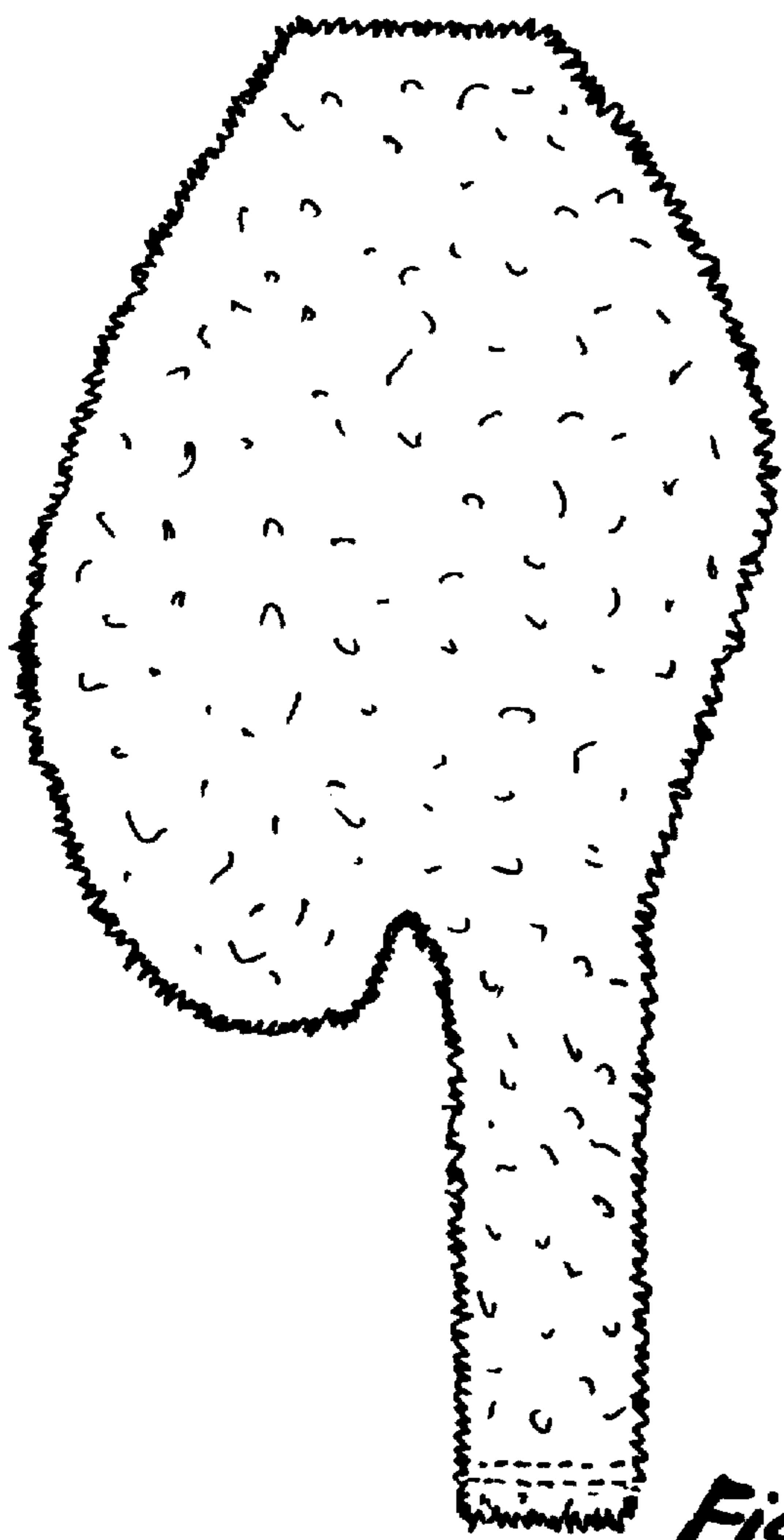


Fig. 1



Fig. 2




Fig. 3.



Fig. 4

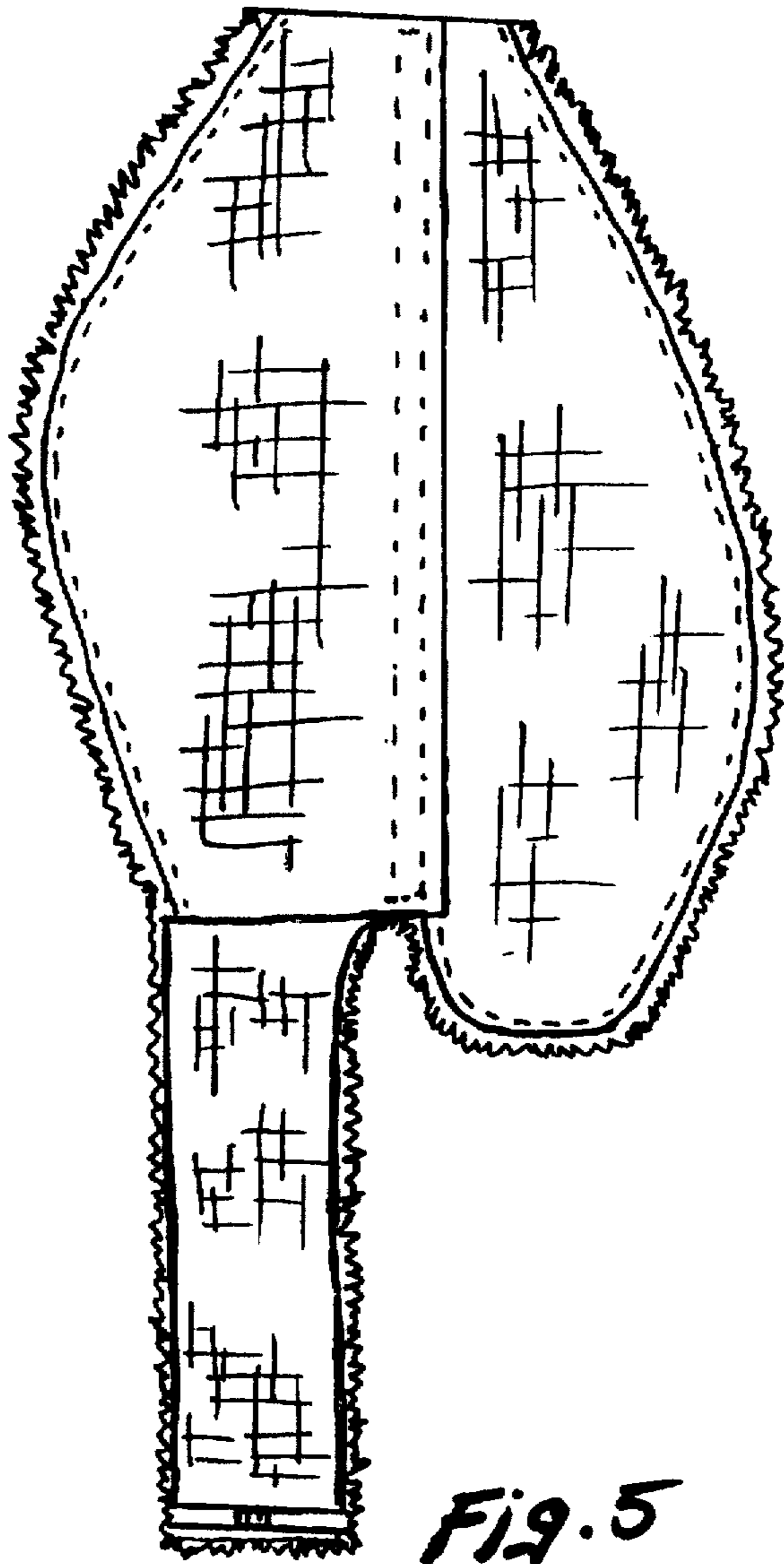


Fig. 5




Fig. 6