



US00D397525S

# United States Patent [19]

Edlebeck et al.

[11] Patent Number: **Des. 397,525**

[45] Date of Patent: **\*\*Aug. 25, 1998**

[54] **COMBINED BIRD PERCH AND CHAIN**

[76] Inventors: **Debbie Edlebeck; David J. Day**, both of 10270 Atchison Rd., Dayton, Ohio 45458

[\*\*] Term: **14 Years**

[21] Appl. No.: **54,451**

[22] Filed: **May 14, 1996**

[51] LOC (6) Cl. .... **30-02**

[52] U.S. Cl. .... **D30/119**

[58] Field of Search ..... D30/119, 199, D30/160, 108, 124-127; D25/62, 64; D21/62, 63, 240, 245, 246; 119/537, 463, 467, 706-708, 477, 51.03

[56] **References Cited**

**U.S. PATENT DOCUMENTS**

D. 144,271	3/1946	Stollsteimer	.....	D30/125
D. 144,582	4/1946	Rassnick	.....	D21/63
D. 153,272	4/1949	Fornier	.....	D30/119
D. 216,470	1/1970	Brown	.....	D30/125
D. 337,393	7/1993	Weldy	.....	D30/160

D. 337,861	7/1993	Ross	.....	D30/127
D. 349,367	8/1994	Lawson	.....	D30/119
1,331,908	2/1920	Frey	.....	119/468
2,690,159	9/1954	Sherry	.....	119/468
3,181,504	5/1965	Stortz	.....	119/708
5,099,796	3/1992	Morgan	.....	119/468
5,275,126	1/1994	Peterson	.....	119/537

Primary Examiner—Cathy Anne MacCormac  
Attorney, Agent, or Firm—R. William Graham

[57] **CLAIM**

The ornamental design for the combined bird perch and chain, as shown and described.

**DESCRIPTION**

FIG. 1 is a front elevational view of a combined bird perch and chain showing our new design turned counter clockwise at a 45 degree angle to FIG. 2; FIG. 2 is a right side elevational view thereof; FIG. 3 is a bottom view thereof; and, FIG. 4 is a top view thereof.

The perch member depicted in FIGS. 1 and 2 is noted as having the color teal on shaded portions.

**1 Claim, 2 Drawing Sheets**

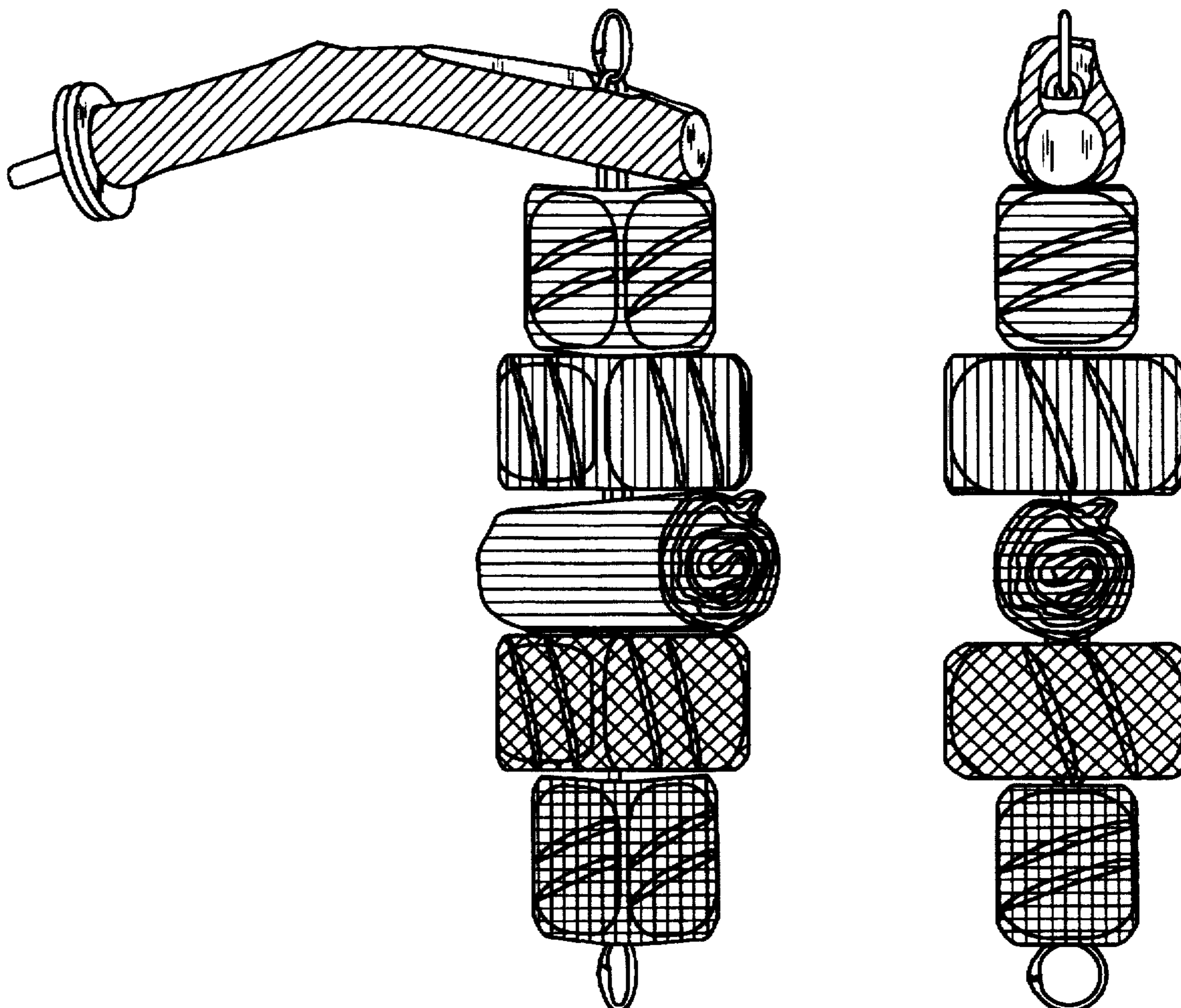


Fig. 1

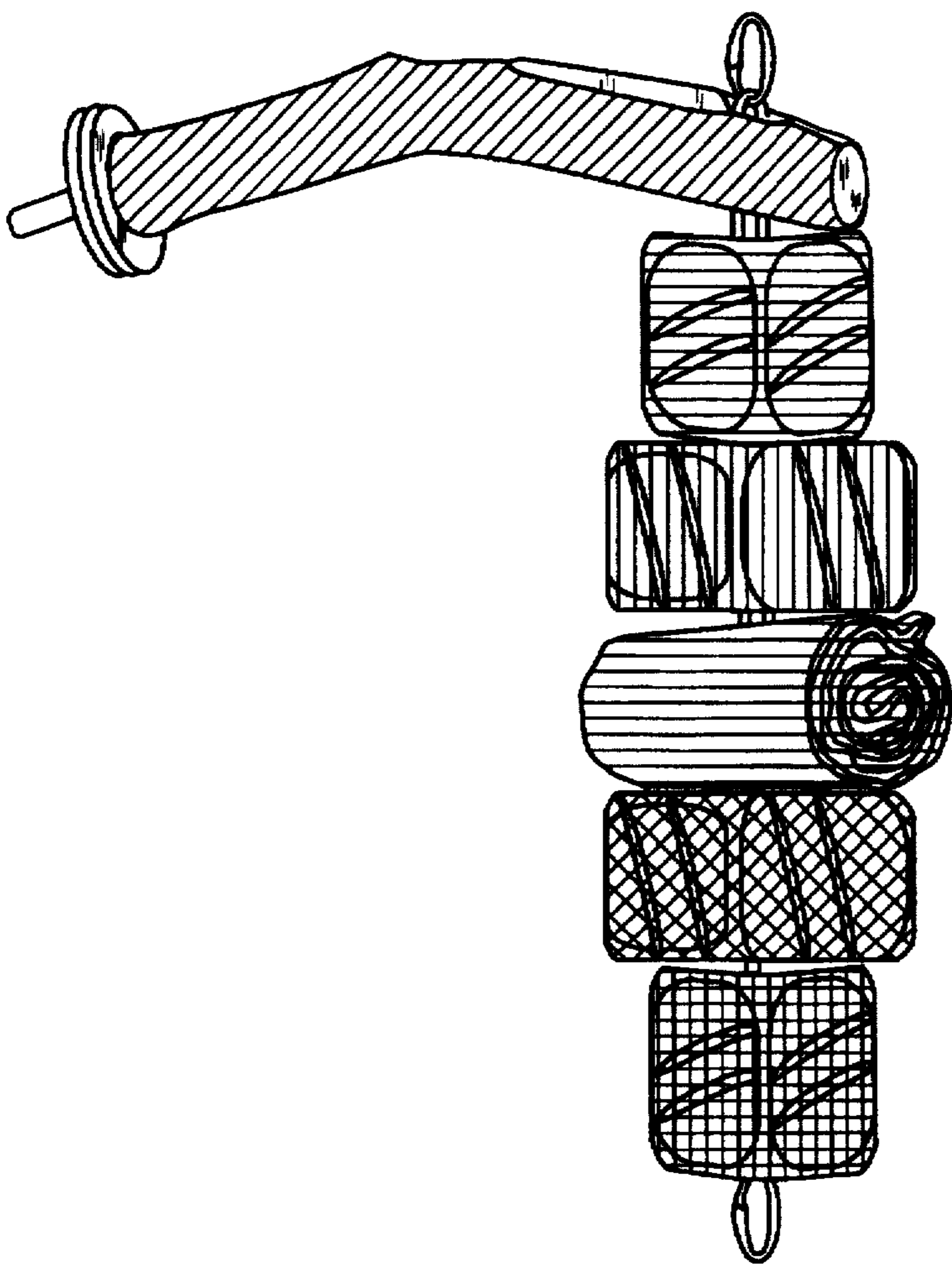


Fig. 2




Fig.3

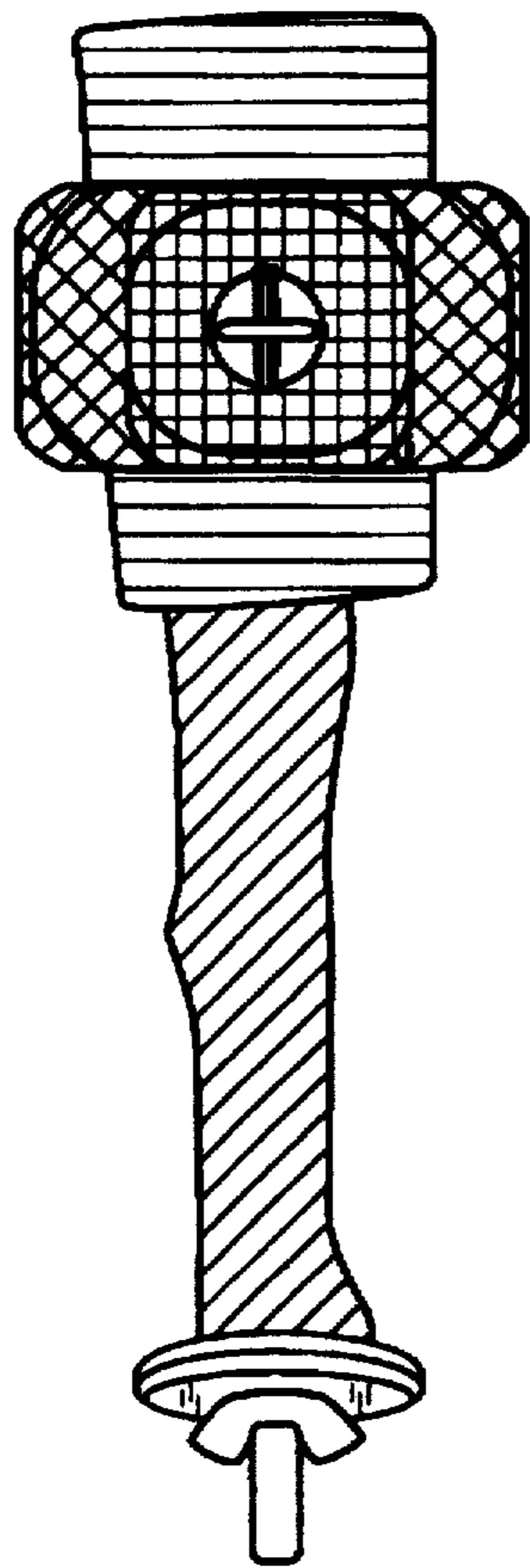


Fig. 4

