

US00D397510S

United States Patent [19]
Sears

[11] **Patent Number:** **Des. 397,510**
[45] **Date of Patent:** ****Aug. 25, 1998**

[54] **HAIR FASTENER**

[76] **Inventor:** **Betsy G. Sears, 876 Lexington St., Hemet, Calif. 92545**

[**] **Term:** **14 Years**

[21] **Appl. No.:** **56,283**

[22] **Filed:** **Jun. 18, 1996**

[51] **LOC (6) Cl.** **28-03**

[52] **U.S. Cl.** **28/41**

[58] **Field of Search** **D28/39-41; D2/895, D2/606, 976, 941; D11/184; 428/4, 5; 132/273-279; 2/244, 174, 151**

[56] **References Cited**

U.S. PATENT DOCUMENTS

D. 110,922	8/1938	Gagnon .	
D. 128,190	7/1941	Karlen .	
D. 186,283	12/1959	Mayer	D2/637
D. 260,693	9/1981	Payne et al. .	
D. 261,181	10/1981	Sands .	
D. 316,161	4/1991	Kuglen .	
D. 323,907	2/1992	Andrade .	
D. 334,793	4/1993	Richardson .	
1,005,415	10/1911	Clinch	2/245
2,386,682	10/1945	Heineman .	
3,000,119	9/1961	Altman	D28/41 X
5,441,061	8/1995	Jordan	D28/40 X

FOREIGN PATENT DOCUMENTS

24385	of 1896	United Kingdom	132/273
116975	9/1917	United Kingdom	267/74

OTHER PUBLICATIONS

Hong Kong Enterprise Oct. 1990 1) p. 394—item No. AH/943 in third row 2) p. 413—item Nos. 3096NBK/892/F31 and N155/364/F3, 4th and 5th rows from bottom.
Hong Kong Enterprise Oct. 1991, p. 1030—hair accessory indicated by arrow.

Primary Examiner—Ted Shooman

Assistant Examiner—C. Tuttle

Attorney, Agent, or Firm—Richard C. Litman


[57] **CLAIM**

The ornamental design for a hair fastener, as shown and described.

DESCRIPTION

FIG. 1 is an environmental perspective view of a hair fastener showing my new design;
FIG. 2 is a front elevational view thereof;
FIG. 3 is a top plan view with the bottom plan view being a mirror image thereof;
FIG. 4 is a rear elevational view thereof;
FIG. 5 is a right side elevational view with the left side view being a mirror image thereof; and,
FIG. 6 is an environmental rear elevational view thereof.
The broken line showing of retaining combs in FIGS. 3 and 6 is for illustrative purposes only, disclosing the types of attachment which can be employed, and forms no part of the claim design. The broken line showing of the human figure in FIG. 1 is for illustrative purposes only and forms no part of the claimed design.

1 Claim, 4 Drawing Sheets



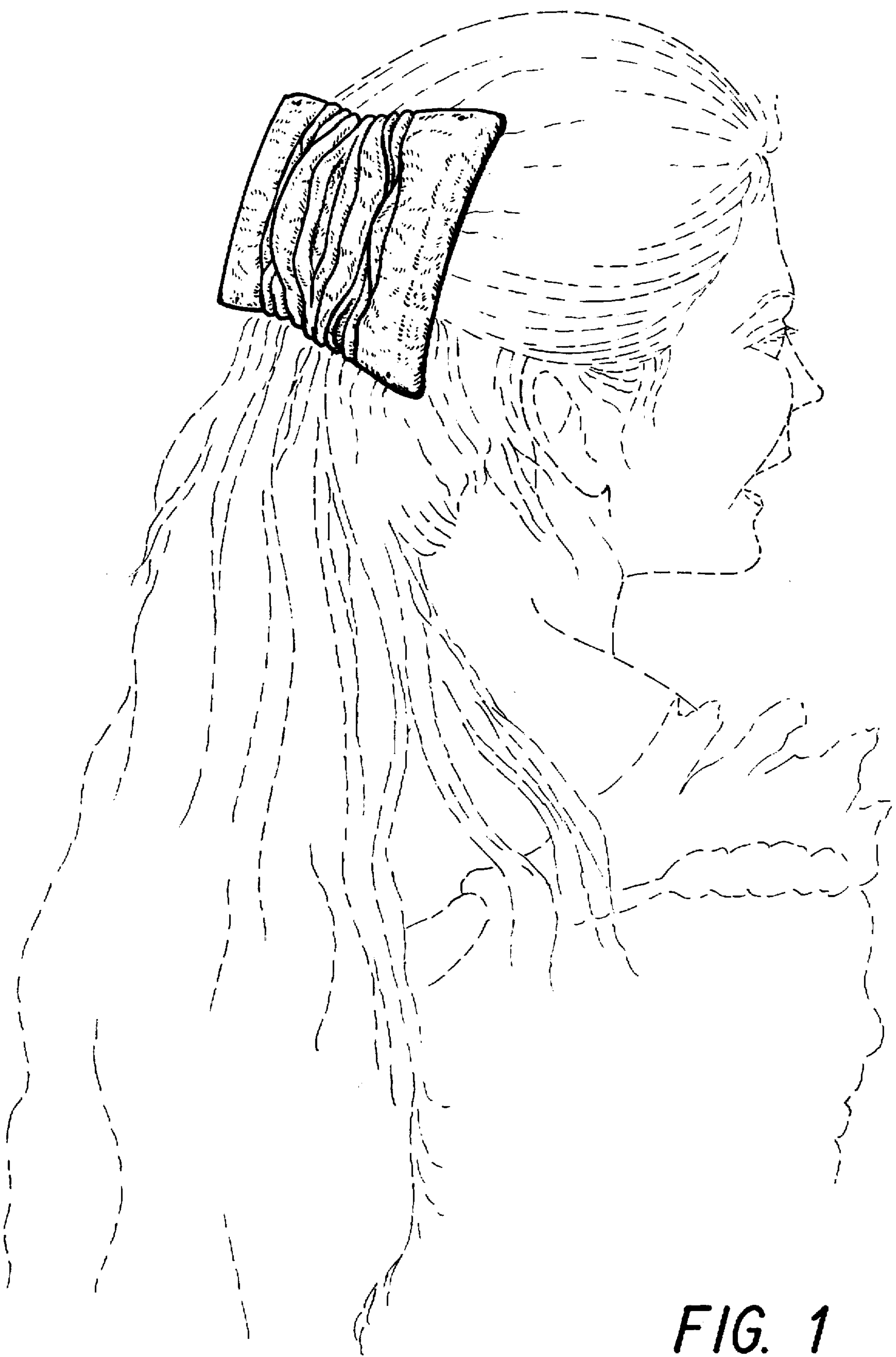


FIG. 1

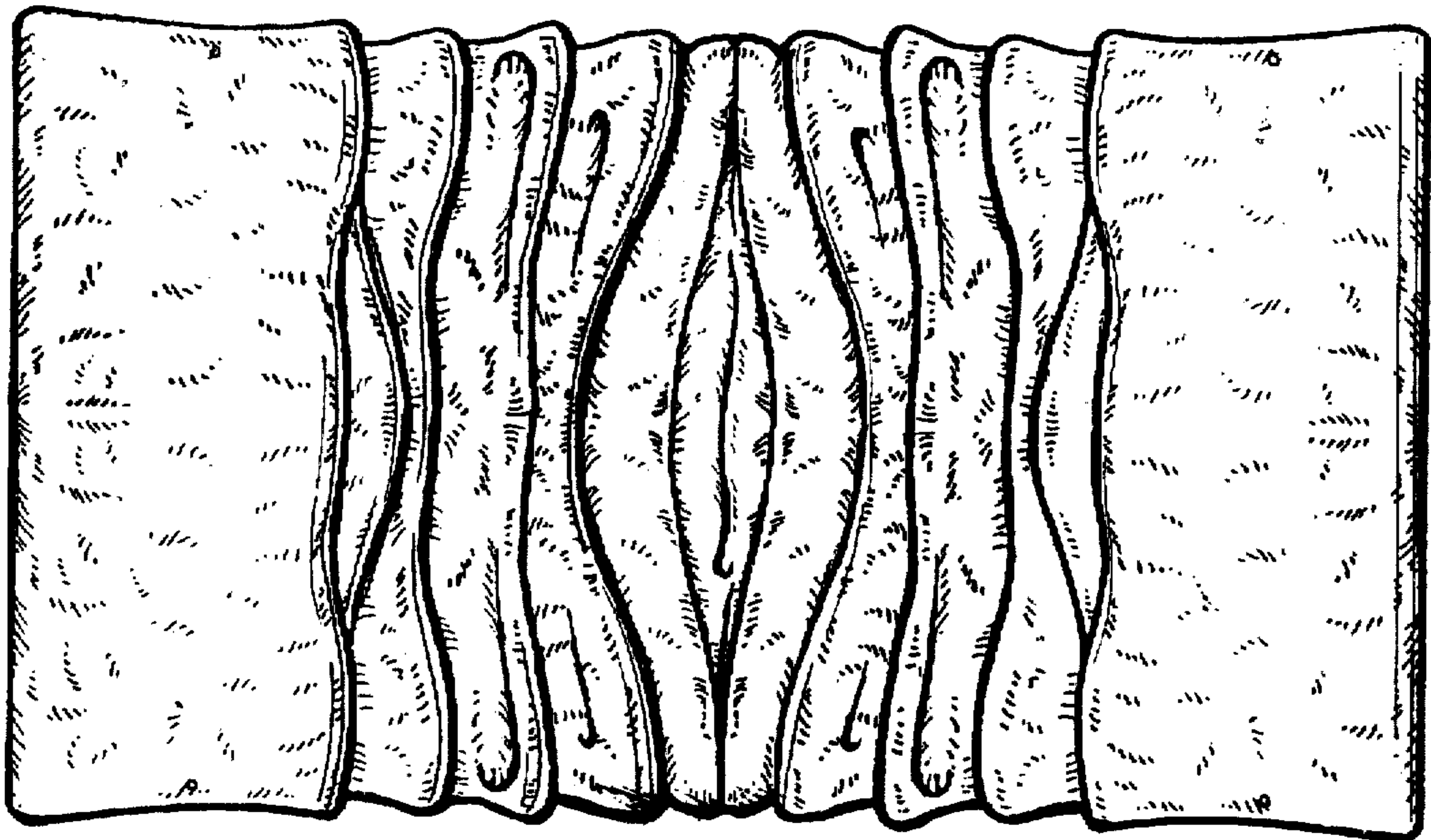


FIG. 2




FIG. 3




FIG. 4




FIG. 5

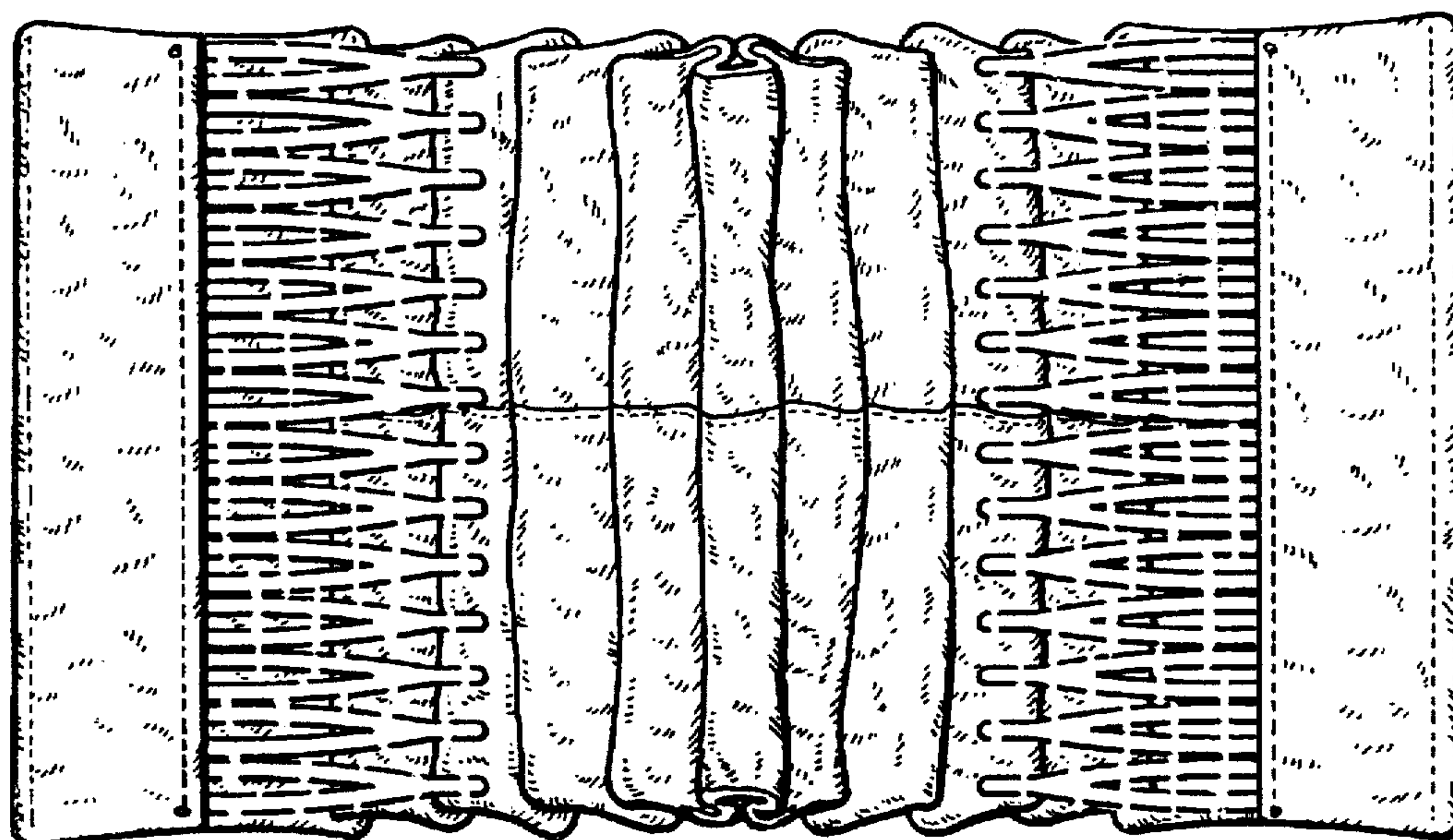


FIG. 6