



US00D397500S

United States Patent [19]

Cohen Harel

[11] Patent Number: Des. 397,500

[45] Date of Patent: **Aug. 25, 1998

[54] GAS LIGHTER

[76] Inventor: Yigal Cohen Harel, Nof Harim 15, Jerusalem, Israel

[**] Term: 14 Years

[21] Appl. No.: 73,423

[22] Filed: Jul. 8, 1997

[51] LOC (6) Cl. 27-05

[52] U.S. Cl. D27/157; 431/135; 431/132; 431/129; 431/153; 431/254; 431/149; 431/143; 431/142; 431/151; 431/255

[58] Field of Search D27/139, 141, D27/148, 152, 153, 154, 155, 156, 157, 158, 159, 160, 161

[56] **References Cited**

U.S. PATENT DOCUMENTS

- D. 231,794 6/1974 Goto D27/157
- D. 235,666 7/1975 Moriya D27/160
- D. 243,962 4/1977 Goto D27/157

Primary Examiner—Susan J. Lucas
Assistant Examiner—Jennifer Rivand

Attorney, Agent, or Firm—Cowan, Liebowitz & Latman, P.C.



[57] **CLAIM**

The ornamental design for the gas lighter, as shown and described.

DESCRIPTION

FIG. 1 is a top, front and left side perspective view of the gas lighter, with portions thereof shown as a polished surface; FIG. 2 is a top, front and left side perspective view of an alternative embodiment of the gas lighter without the polished surfaces, it being understood that otherwise the second embodiment is identical to the first; FIG. 3 is a top, front and left side perspective view of the embodiment of FIG. 1, with its actuating member disposed to its extended position; FIG. 4 is a front elevation view of the embodiment of FIG. 1; FIG. 5 is a left side view of the embodiment of FIG. 1; FIG. 6 is a right side view of the embodiment of FIG. 1; FIG. 7 is a top plan view of the embodiment of FIG. 1; and, FIG. 8 is a bottom plan view of the embodiment of FIG. 1.

1 Claim, 2 Drawing Sheets






FIG. 1

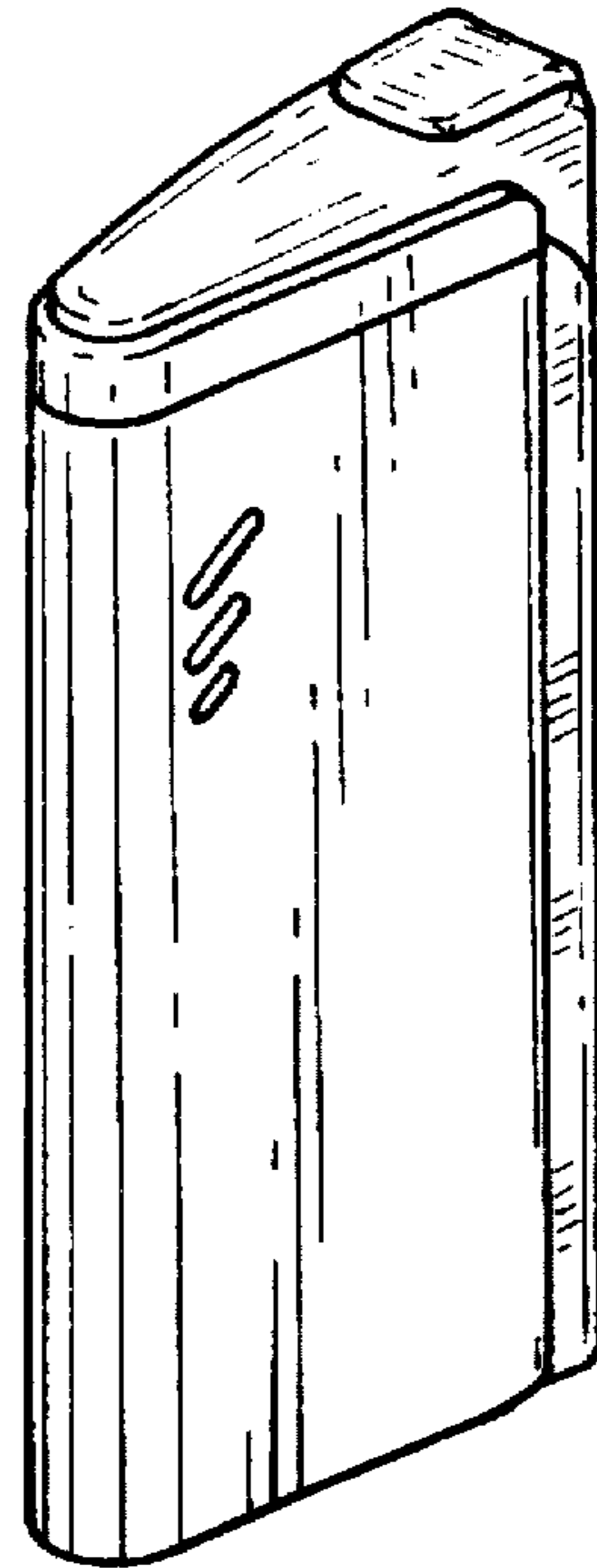


FIG. 2

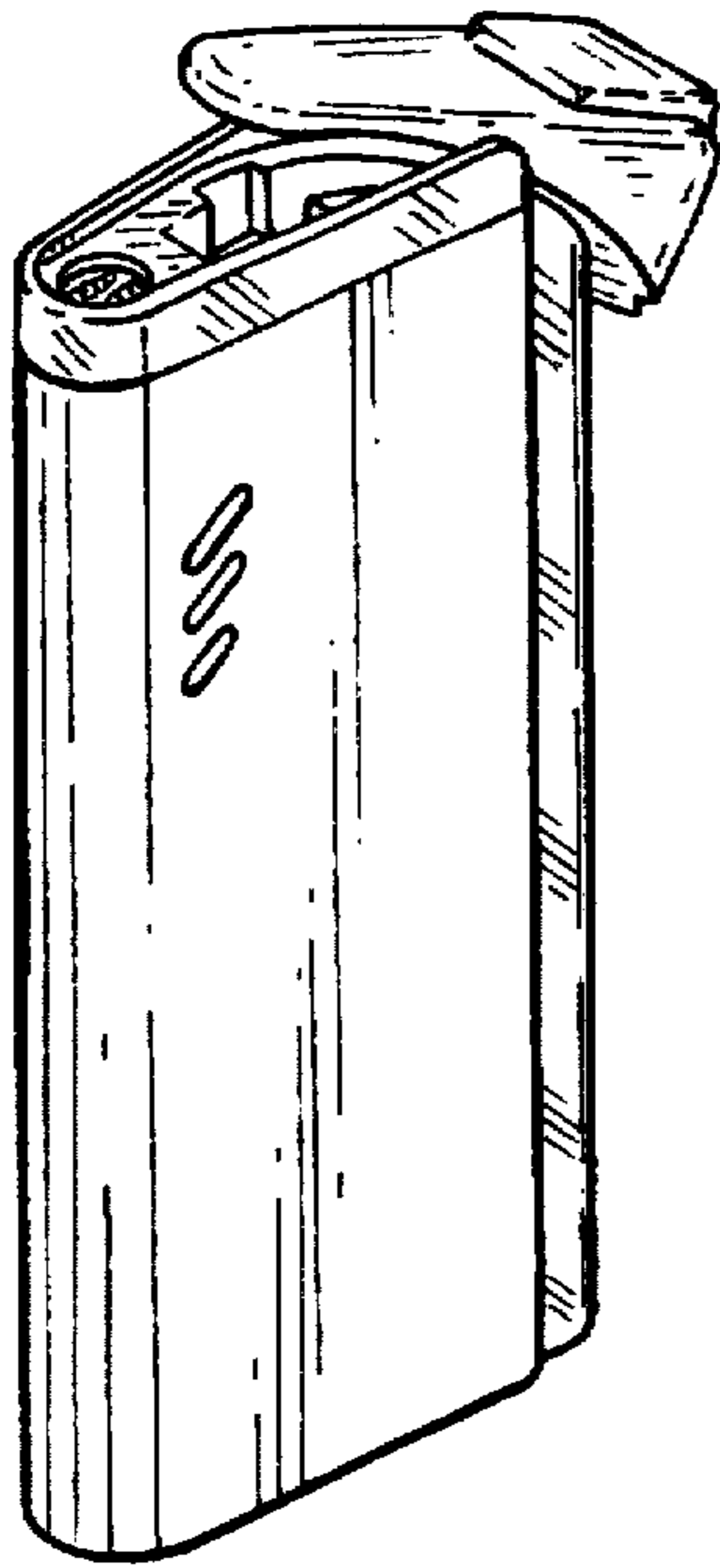


FIG. 3

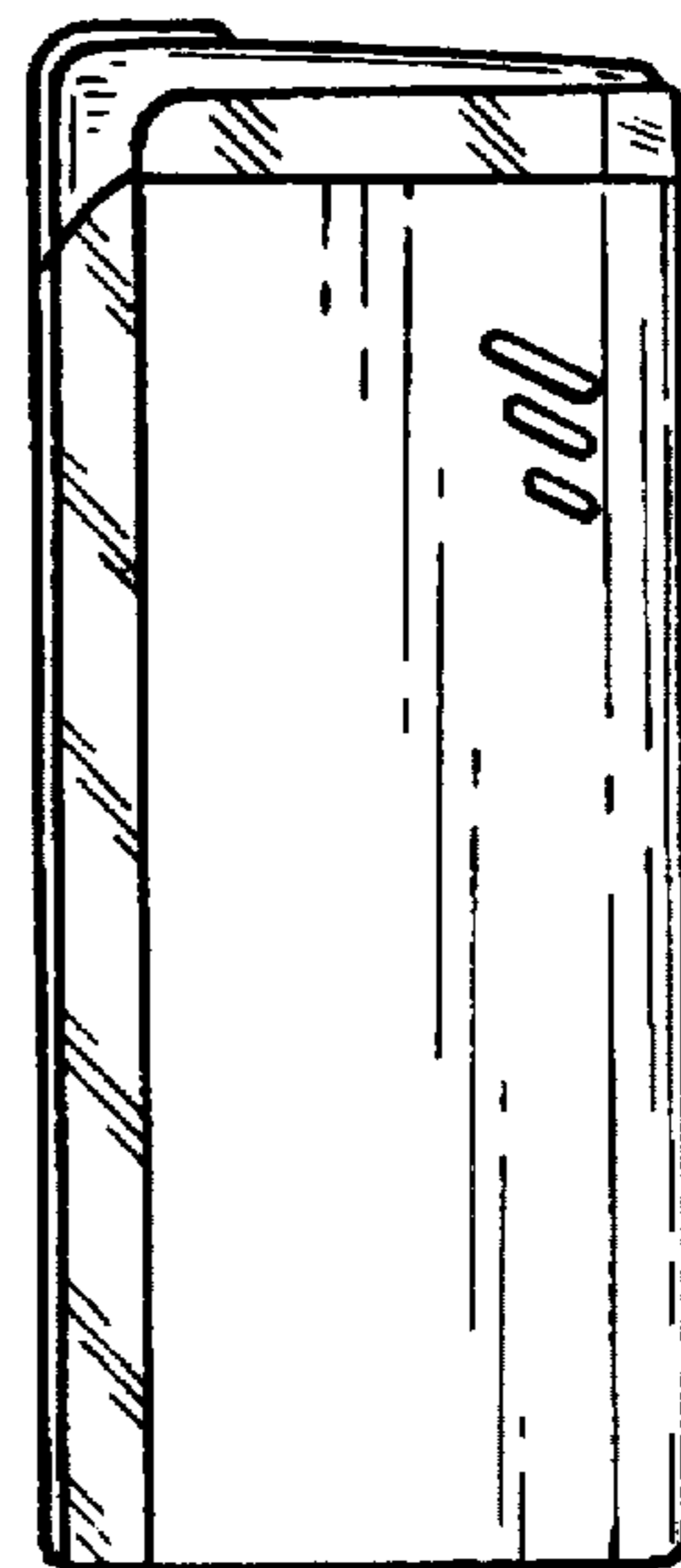


FIG. 4




FIG. 5



FIG. 6




FIG. 7




FIG. 8