



US00D397491S

United States Patent [19]

[11] Patent Number: **Des. 397,491**

Hsu

[45] Date of Patent: ****Aug. 25, 1998**

[54] LAMP SHADE

| | | | | |
|------------|--------|----------|-------|---------|
| D. 60,168 | 1/1922 | Reiser | | D26/133 |
| D. 69,548 | 2/1926 | Villaret | | D26/127 |
| D. 377,232 | 1/1997 | Hsu | | D26/133 |
| D. 377,233 | 1/1997 | Hsu | | D26/134 |

[75] Inventor: **Keen Hsu, Taichung, Taiwan**

[73] Assignee: **Bright Yin Huey Co., Ltd, Taichung, Taiwan**

Primary Examiner—Susan J. Lucas
Attorney, Agent, or Firm—Peterson, Wicks, Nemer & Kamrath, P.A.

[**] Term: **14 Years**

[21] Appl. No.: **73,069**

[57] CLAIM

[22] Filed: **Jun. 30, 1997**

The ornamental design for a lamp shade, as shown and described.

[51] LOC (6) Cl. **26-05**

DESCRIPTION

[52] U.S. Cl. **D26/127; D26/136**

[58] Field of Search D26/128-136,
D26/127; 362/326, 327, 329, 331, 333,
334, 337, 338, 339, 340, 351, 352, 355,
356; D7/526, 530, 560, 561, 562, 563,
564, 567, 559, 576

FIG. 1 is a perspective view of a lamp shade showing my design;

FIG. 2 is a front elevational view thereof, and a rear elevational view is identically the same;

FIG. 3 is a left side elevational view thereof, and a right side elevational view is identically the same;

FIG. 4 is a top plan view thereof; and,

FIG. 5 is a bottom plan view thereof.

[56] References Cited

U.S. PATENT DOCUMENTS

D. 46,575 10/1914 Ott D26/127

1 Claim, 5 Drawing Sheets

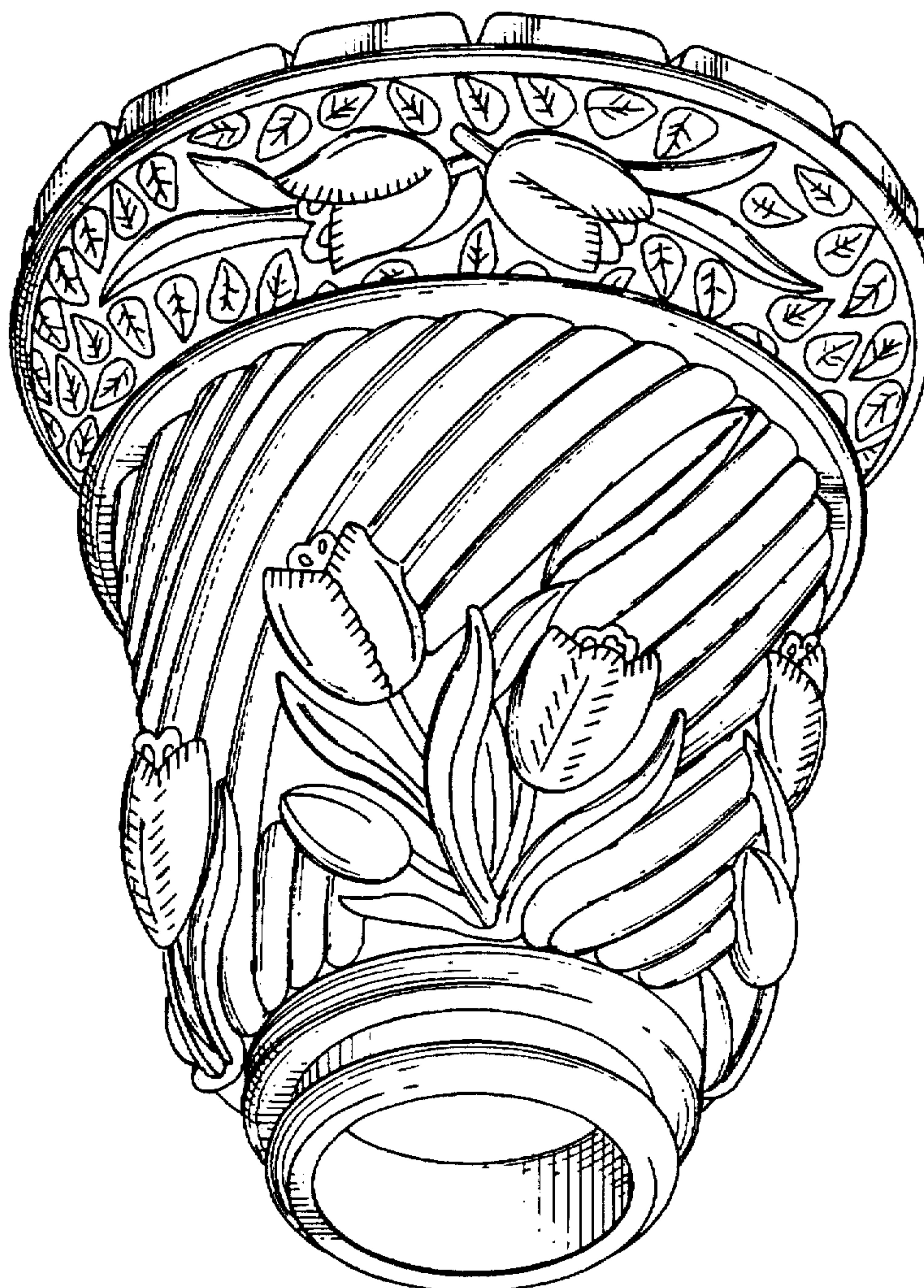




FIG. 1




FIG. 2

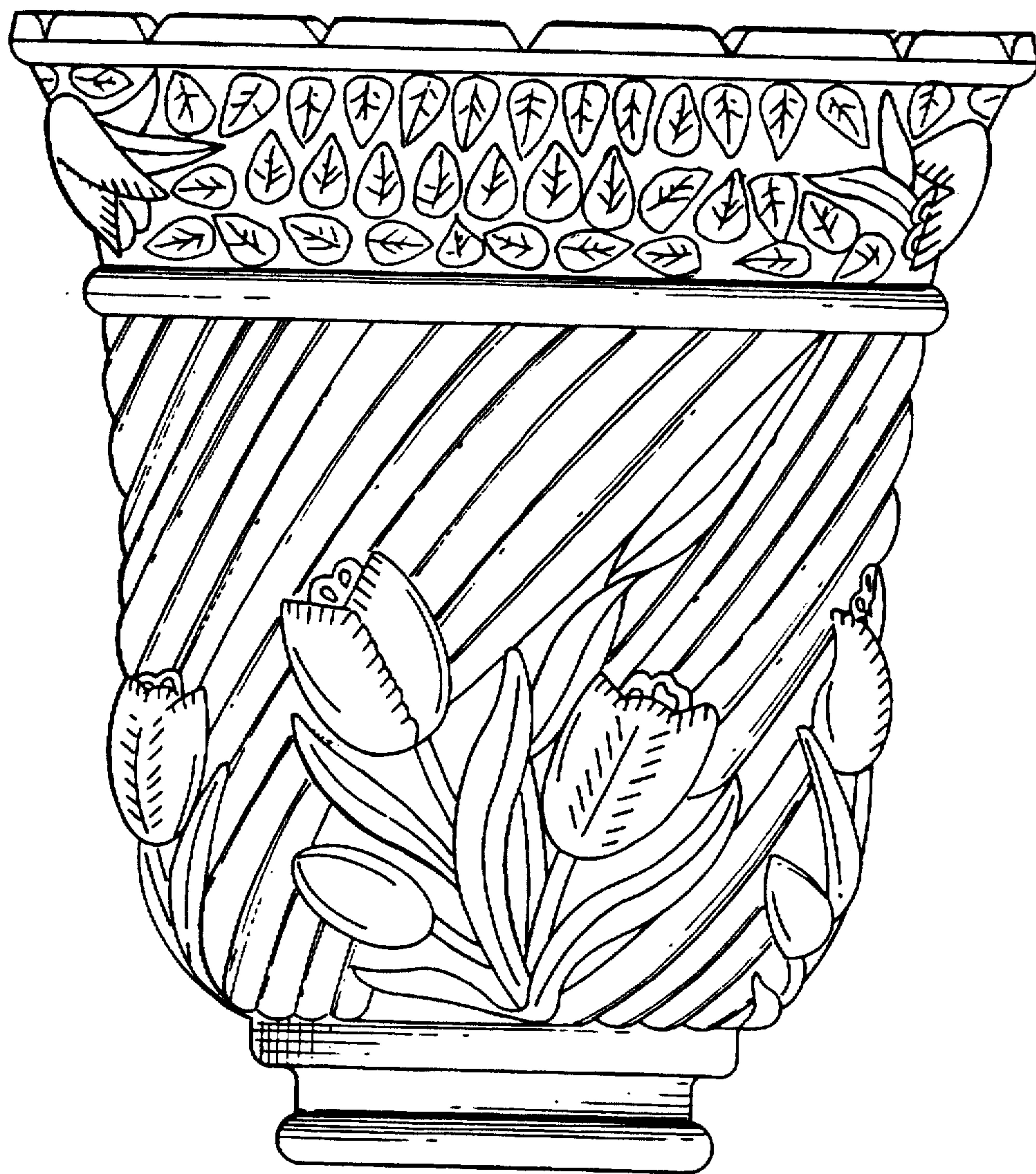


FIG. 3

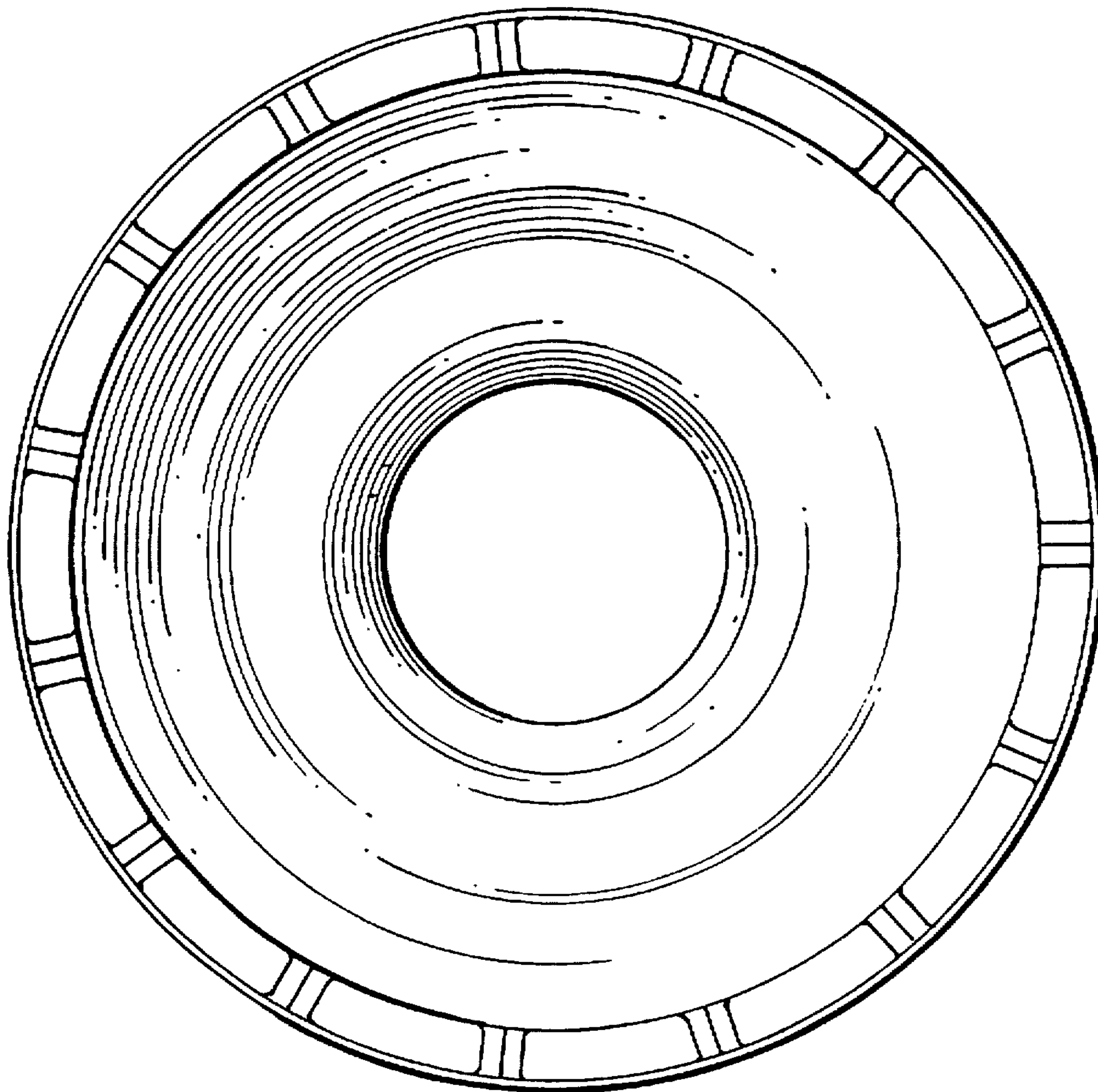


FIG. 4



FIG. 5