



US00D397469S

# United States Patent [19]

Yumita et al.

[11] Patent Number: **Des. 397,469**

[45] Date of Patent: **\*\*Aug. 25, 1998**

[54] **DESK LAMP**

D. 352,125 11/1994 Hayashibara et al. .... D26/65

[75] Inventors: **Atsushi Yumita, Saitama; Naoto Ogimoto, Okayama, both of Japan**

### FOREIGN PATENT DOCUMENTS

713378 8/1954 United Kingdom .... D26/65

[73] Assignees: **Yamagiwa Kabushiki Kaisha, Tokyo; Kabushiki Kaisha Hayashibara Seibutsu Kagaku Kenkyujo, Okayama, both of Japan**

*Primary Examiner*—Susan J. Lucas  
*Attorney, Agent, or Firm*—Browdy and Neimark

[\*\*] Term: **14 Years**

### [57] CLAIM

The ornamental design for a desk lamp, as shown and described.

[21] Appl. No.: **66,954**

### DESCRIPTION

[22] Filed: **Feb. 27, 1997**

### [30] Foreign Application Priority Data

Aug. 27, 1996	[JP]	Japan	.....	8-25289
Aug. 27, 1996	[JP]	Japan	.....	8-25290
Aug. 27, 1996	[JP]	Japan	.....	8-25291

FIG. 1 is a front view of a desk lamp according to the present design;

FIG. 2 is a rear view thereof;

FIG. 3 is a top view thereof;

FIG. 4 is a bottom view thereof;

FIG. 5 is a left side view thereof;

FIG. 6 is a right side view thereof;

FIG. 7 is a view thereof from an angle between front and side; and,

FIG. 8 is a side view thereof with the head portion rotated about 90°.

[51] LOC (6) Cl. .... **26-05**

[52] U.S. Cl. .... **D26/65**



[58] Field of Search ..... D26/60-66; 362/410-414, 362/418, 419, 427, 267, 275, 287

### [56] References Cited

#### U.S. PATENT DOCUMENTS

D. 331,813 12/1992 Matsuda .... D26/65

**1 Claim, 3 Drawing Sheets**






Figure 1




Figure 2




Figure 3




Figure 4




Figure 5

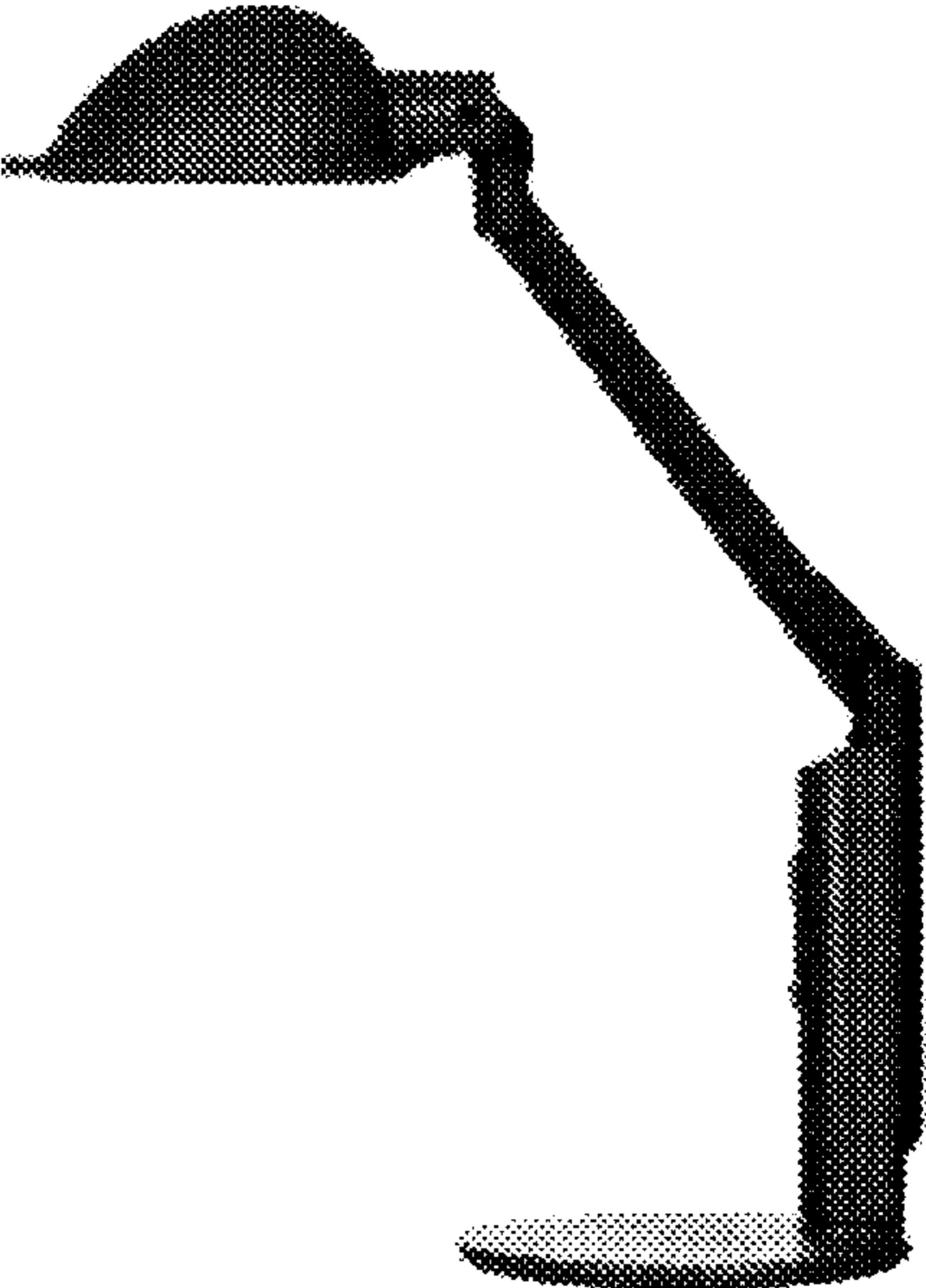


Figure 6




Figure 7




Figure 8