



US00D397460S

United States Patent [19]
Chambers et al.

[11] **Patent Number:** **Des. 397,460**
[45] **Date of Patent:** ****Aug. 25, 1998**

[54] **CANDLE HOLDER**

[75] **Inventors:** **Gregory V. Chambers**, Scottsdale, Ariz.; **Robert D. Colchagoff**; **Eldred Edward Lloyd Martin**, both of Tulsa, Okla.

[73] **Assignee:** **The Dial Corporation**, Phoenix, Ariz.

[**] **Term:** **14 Years**

[21] **Appl. No.:** **68,851**

[22] **Filed:** **Apr. 2, 1997**

[51] **LOC (6) Cl.** **26-01**

[52] **U.S. Cl.** **D26/9; D26/11; D11/143; D11/152**

[58] **Field of Search** **D26/9-12, 20-22; D11/143, 152-154; 431/125, 126, 288, 291, 296**

- D. 290,327 6/1987 Durand .
- D. 293,823 1/1988 Fieschi et al. .
- D. 299,015 12/1988 Seymour D11/143
- D. 313,479 1/1991 Goldberg D26/9
- D. 320,534 10/1991 Finney et al. .
- D. 338,427 8/1993 Liou .
- D. 361,296 8/1995 Weder et al. .
- D. 361,298 8/1995 Weder et al. .
- D. 372,398 8/1996 Lamson .
- 2,121,165 6/1938 Slobodkin .
- 2,447,022 8/1948 McCarl .
- 2,960,134 11/1960 Fornas .
- 3,038,512 6/1962 Staton .
- 3,243,068 3/1966 Huston .
- 3,325,048 6/1967 Edwards .
- 3,442,420 5/1969 Edwards .
- 3,493,315 2/1970 Krance et al. 431/291
- 3,568,878 3/1971 Fotos .
- 3,932,113 1/1976 Thrush .
- 4,715,144 12/1987 Lee .
- 5,482,456 1/1996 Jwayad et al. .

[56] **References Cited**

U.S. PATENT DOCUMENTS

- D. 66,446 1/1925 Venon .
- D. 81,999 9/1930 Rithner D26/11
- D. 85,919 1/1932 Dugdale .
- D. 114,217 4/1939 Heisey .
- 160,539 3/1875 Moses .
- D. 164,089 7/1951 Barcott .
- D. 208,421 8/1967 Frazier .
- D. 236,369 8/1975 Frazier D26/11
- D. 238,502 1/1976 Thrush .
- D. 241,265 8/1976 Rothbauer .
- D. 269,638 7/1983 Frye, Jr. et al. .
- D. 271,863 12/1983 Kowalik .
- D. 289,148 4/1987 Laslo .
- D. 289,678 5/1987 Kwiatkowski D26/11

Primary Examiner—Alan P. Douglas
Assistant Examiner—Robin V. Taylor
Attorney, Agent, or Firm—Snell & Wilmer L.L.P.

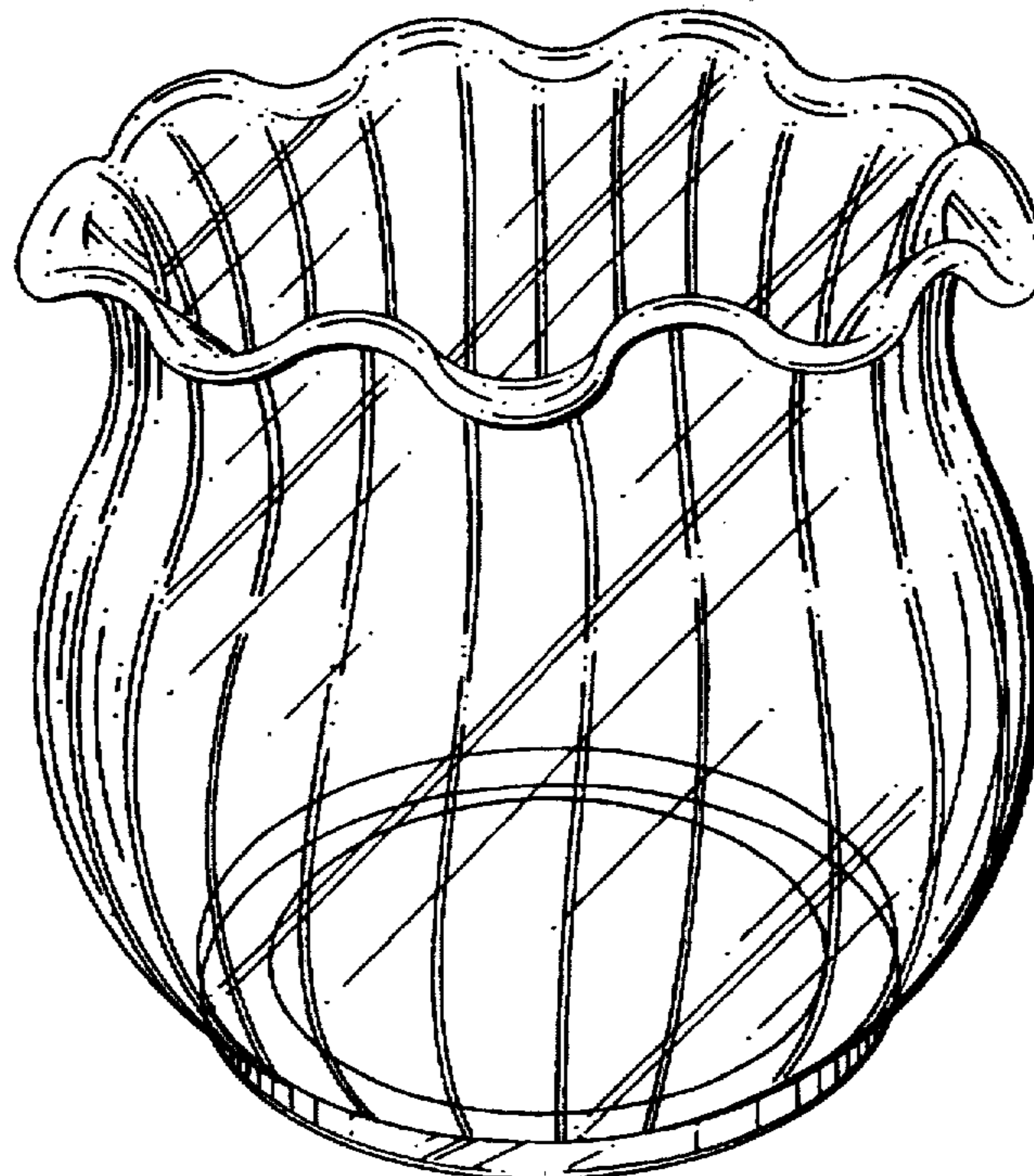
[57] **CLAIM**

The ornamental design for a candle holder, as shown and described.

DESCRIPTION

FIG. 1 is a perspective view of a candle holder showing a new design;
FIG. 2 is a side view thereof;
FIG. 3 is a top view thereof; and,
FIG. 4 is a bottom view thereof.

1 Claim, 1 Drawing Sheet



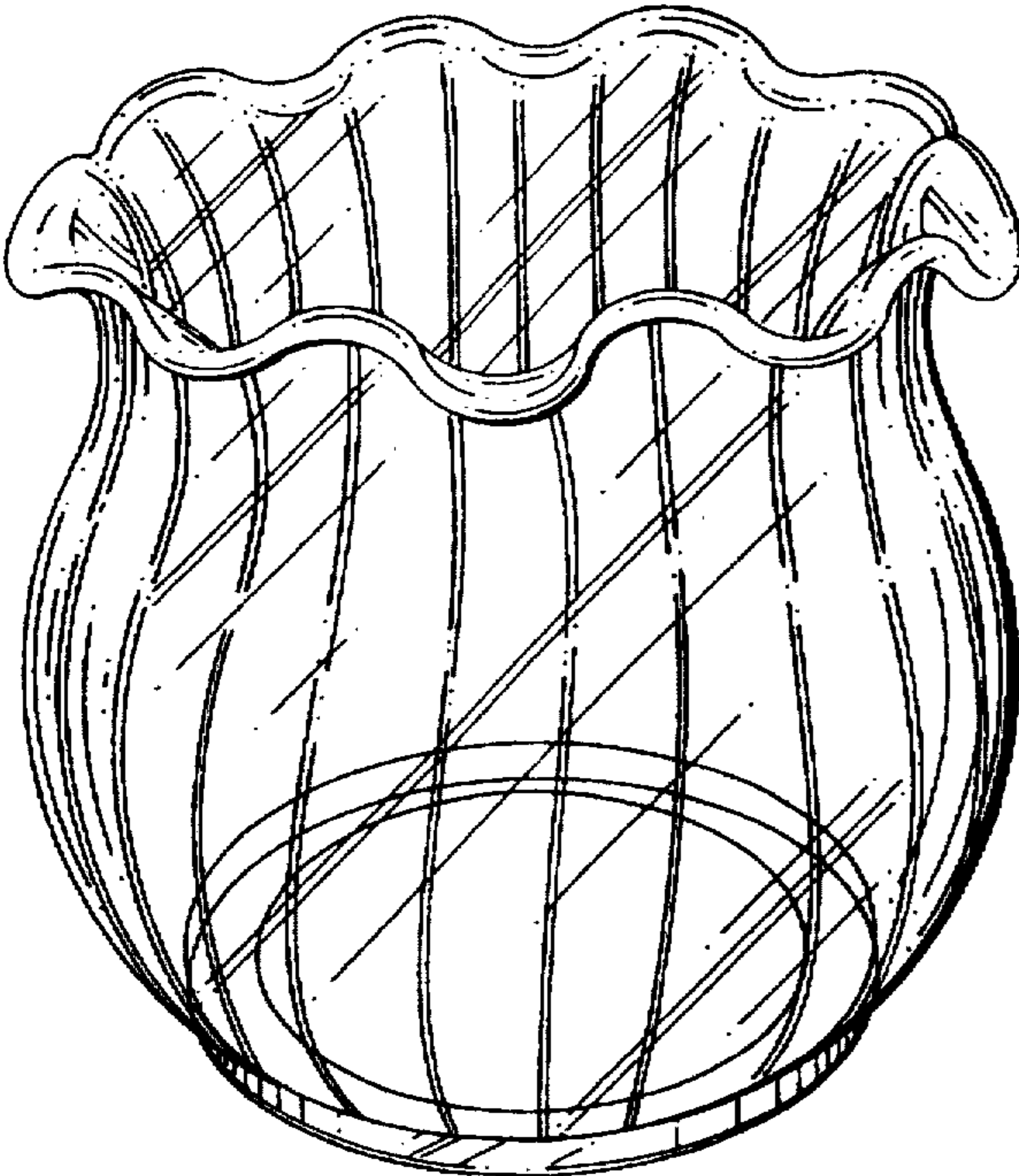


FIG. 1

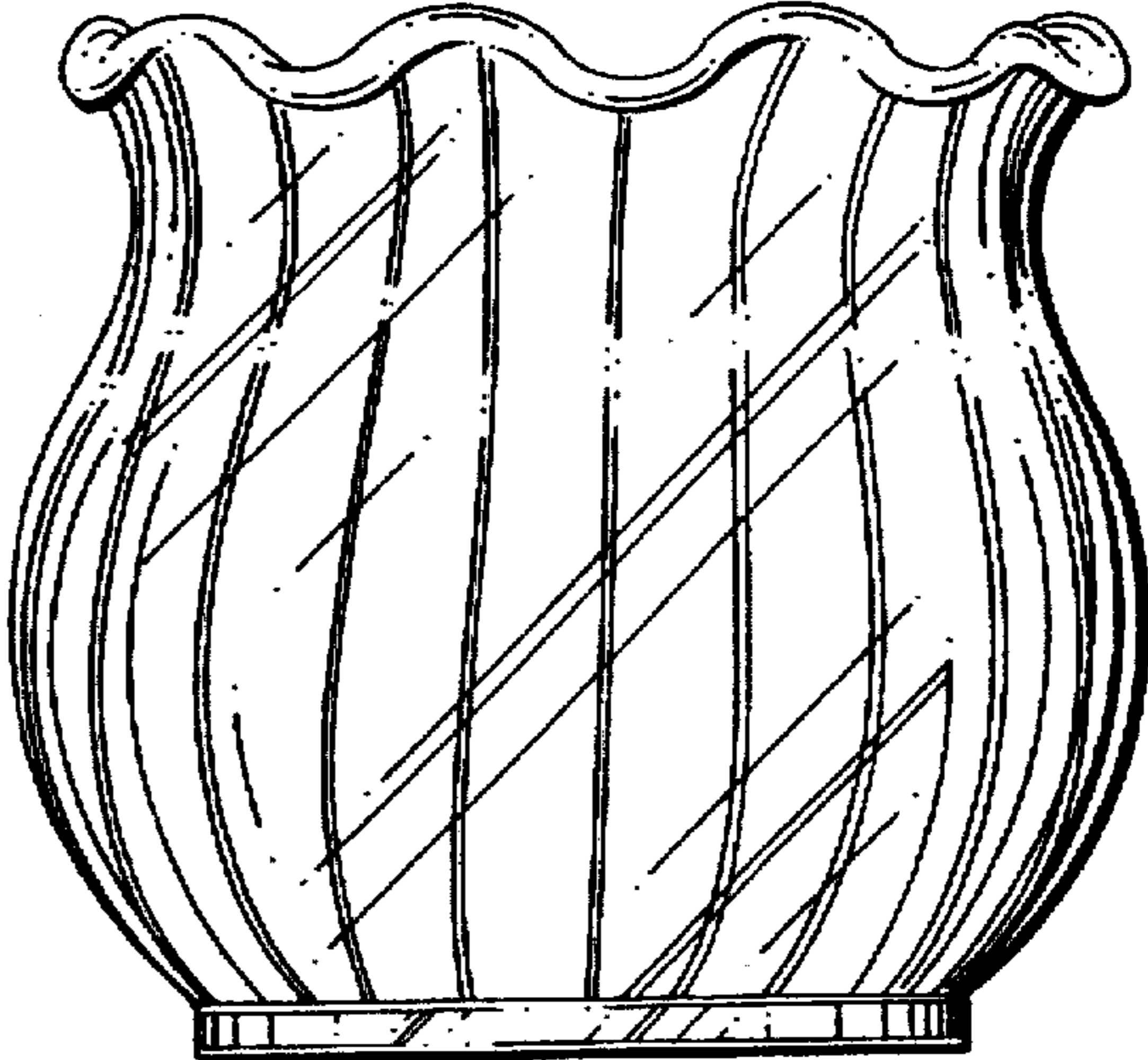


FIG. 2




FIG. 3

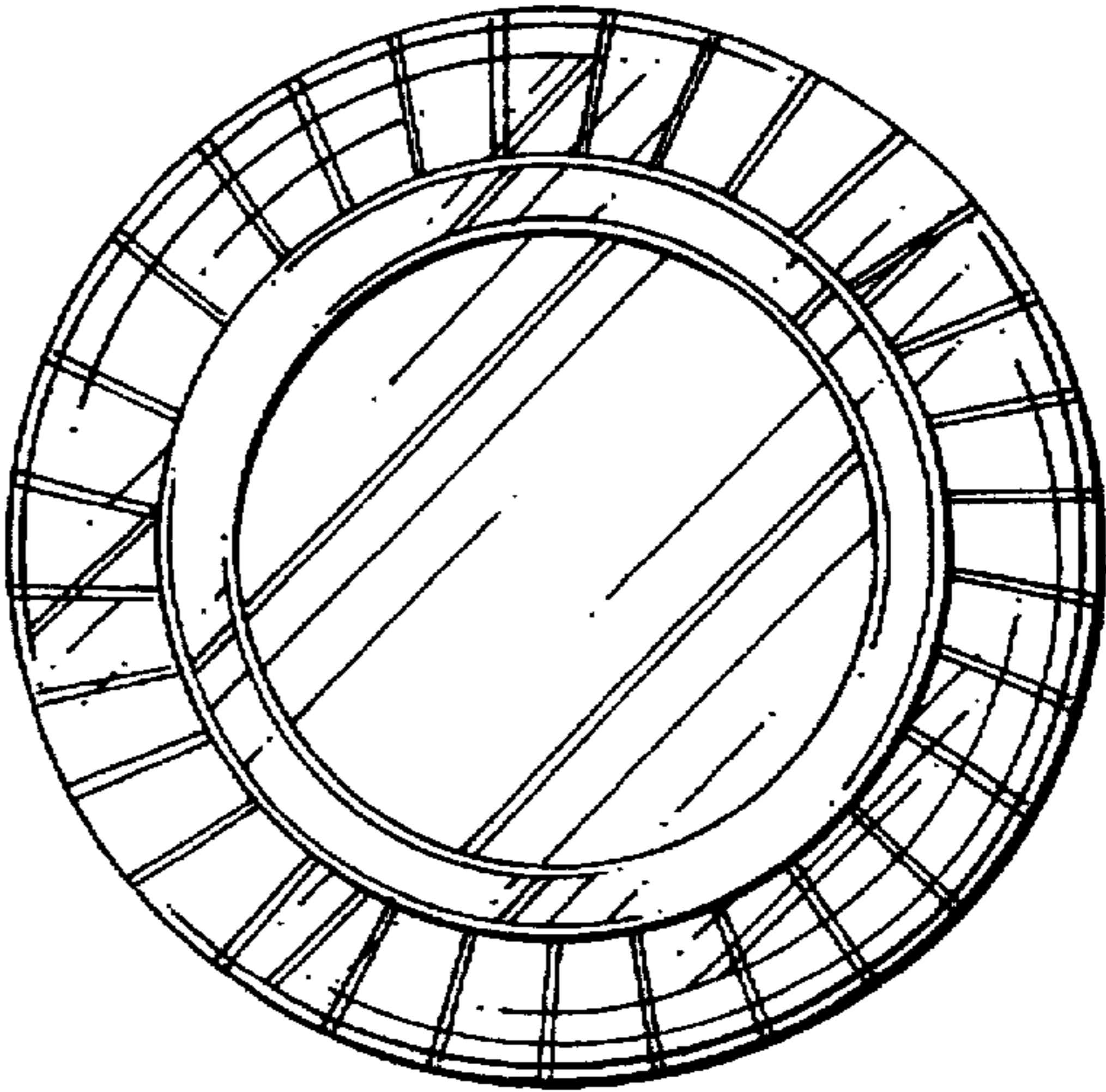


FIG. 4