



US00D397446S

United States Patent [19]

Forsland

[11] Patent Number: **Des. 397,446**

[45] Date of Patent: ****Aug. 25, 1998**

[54] **DOOR**

[76] Inventor: **Kent H. Forsland**, 283 Troy St., River Falls, Wis. 54022

[**] Term: **14 Years**

[21] Appl. No.: **55,655**

[22] Filed: **Jun. 10, 1996**

D. 283,923	5/1986	Henry et al. .	
D. 330,089	10/1992	Bunger .	
1,881,778	10/1932	Madsen .	
1,922,370	8/1933	Johnson et al. .	
2,093,020	9/1937	Norberg .	
2,242,499	5/1941	Ainsworth	52/455
4,060,437	11/1977	Strout .	
4,854,365	8/1989	Juneau .	
5,168,915	12/1992	LaFleur .	

Primary Examiner—Doris Clark

Related U.S. Application Data

[62] Division of Ser. No. 40,278, Jun. 14, 1995.

[51] LOC (6) Cl. **25-02**

[52] U.S. Cl. **D25/48; D25/49**

[58] Field of Search **D25/48, 49; 49/197, 49/201; 52/455, 457; 160/736, 236, 237, 268.1, 99, 201, 232**

[57] CLAIM

The ornamental design for a door, as shown and described.

DESCRIPTION

FIG. 1 is a front elevational view of the door showing my new design;
 FIG. 2 is a side elevational view thereof, the opposite side being a mirror image thereof;
 FIG. 3 is a rear elevational view thereof;
 FIG. 4 is a top plan thereof; and
 FIG. 5 is a bottom plan view thereof.

[56] References Cited

U.S. PATENT DOCUMENTS

D. 245,263 8/1977 Andresen D25/48

1 Claim, 2 Drawing Sheets

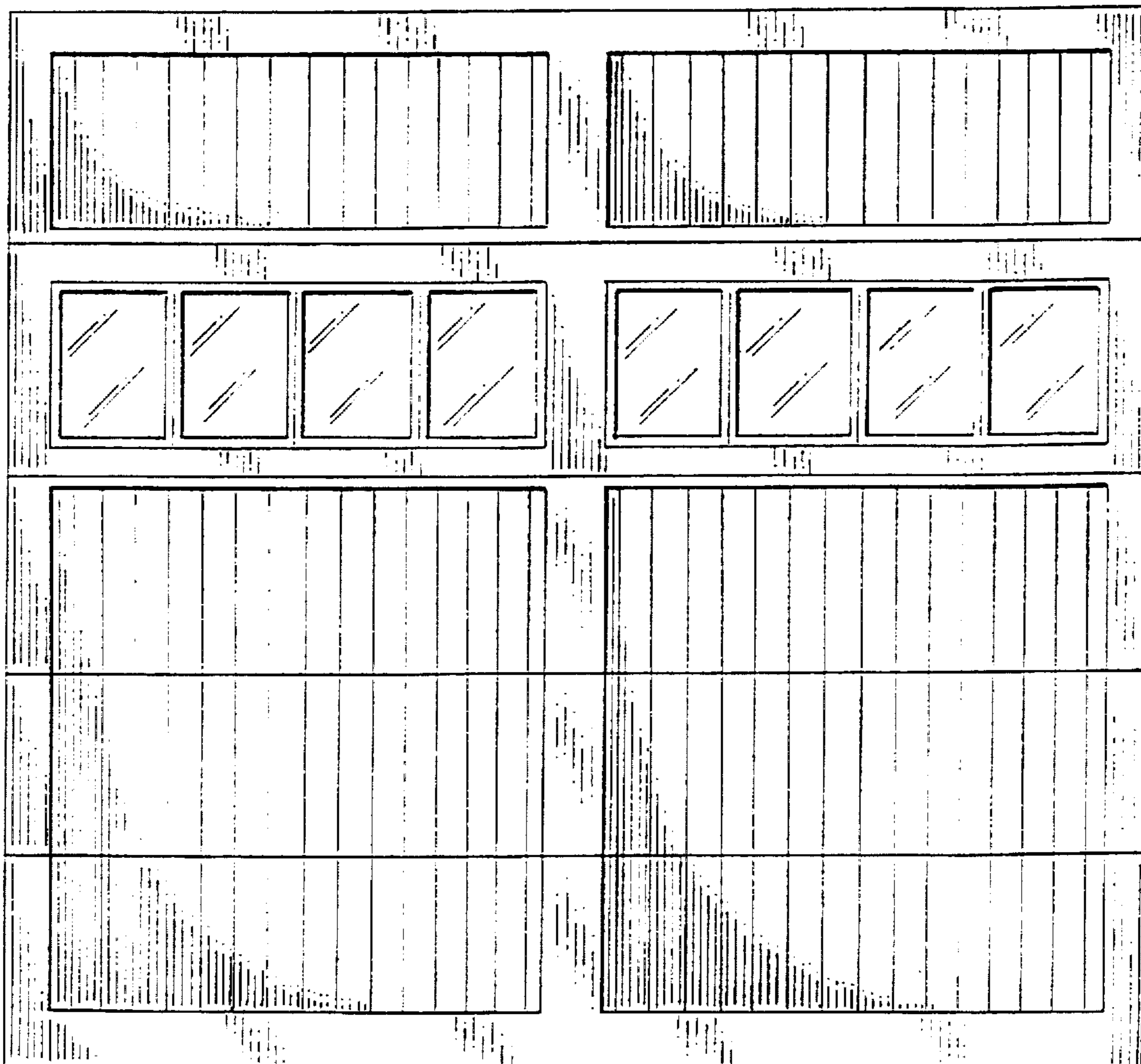




FIG. 2

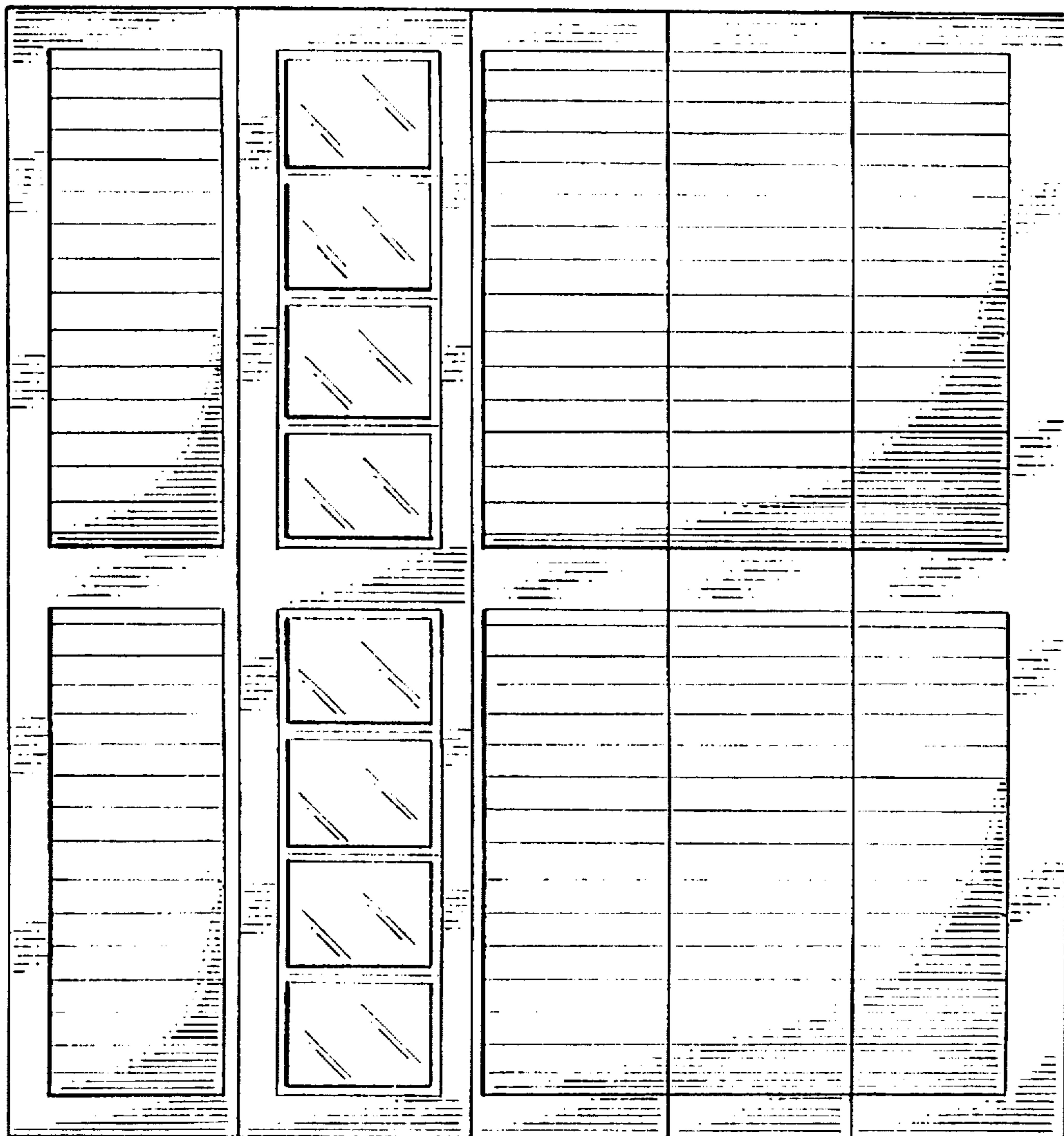


FIG. 1

FIG. 4



FIG. 3

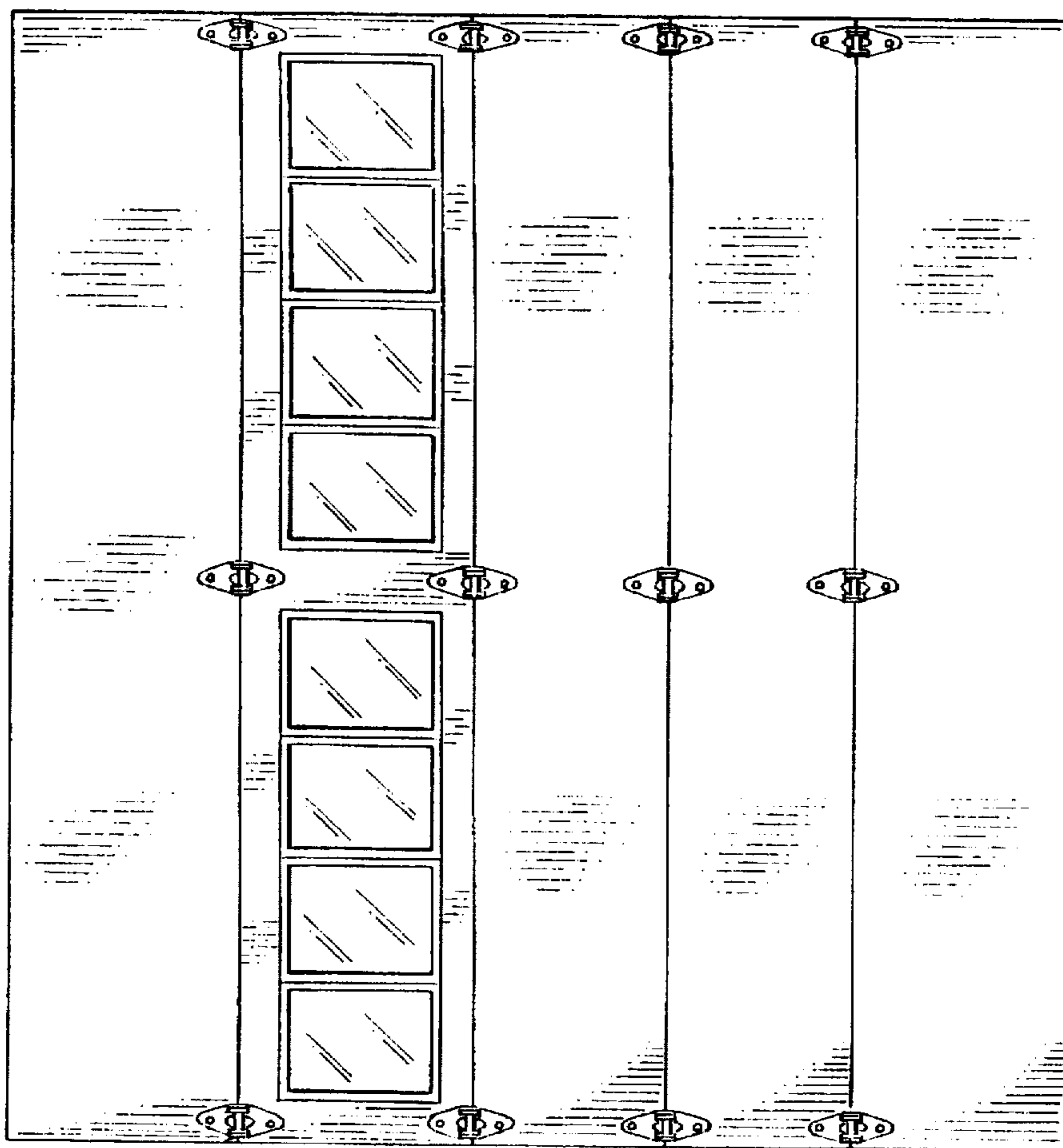


FIG. 5

