



US00D397419S

# United States Patent [19]

Tsuji et al.

[11] Patent Number: **Des. 397,419**

[45] Date of Patent: **\*\*Aug. 25, 1998**

[54] **UPPER HOUSING FOR A CEILING FAN**

D. 355,028 1/1995 Tsuji ..... D23/385  
5,668,920 9/1997 Pelonis ..... 416/5

[75] Inventors: **Masao Tsuji**, Germantown, Tenn.; **Jack W. Gee, II**, Huntsville, Ala.

### OTHER PUBLICATIONS

[73] Assignee: **Hunter Fan Company**, Memphis, Tenn.

Great 2000 Enterprise, Inc. Adv Flyer, Ceiling Fan Housing A.

[\*\*] Term: **14 Years**

*Primary Examiner*—Lisa Lichtenstein  
*Attorney, Agent, or Firm*—Baker, Donelson, Bearman & Caldwell

[21] Appl. No.: **74,752**

[22] Filed: **Aug. 5, 1997**

### [57] CLAIM

### Related U.S. Application Data

The ornamental design for an upper housing for a ceiling fan, as shown and described.

[62] Division of Ser. No. 58,246, Aug. 9, 1996, Pat. No. Des. 392,035.

### DESCRIPTION

[51] LOC (6) Cl. .... **23-04**

[52] U.S. Cl. .... **D23/411; D23/385**

[58] Field of Search ..... **D23/411, 377, D23/379, 385; 416/5; 392/364**

FIG. 1 is a perspective view of the upper housing for a ceiling fan showing our new design;

FIG. 2 is a front view thereof, with the left-side, right-side, and rear views being mirror images thereof; and,

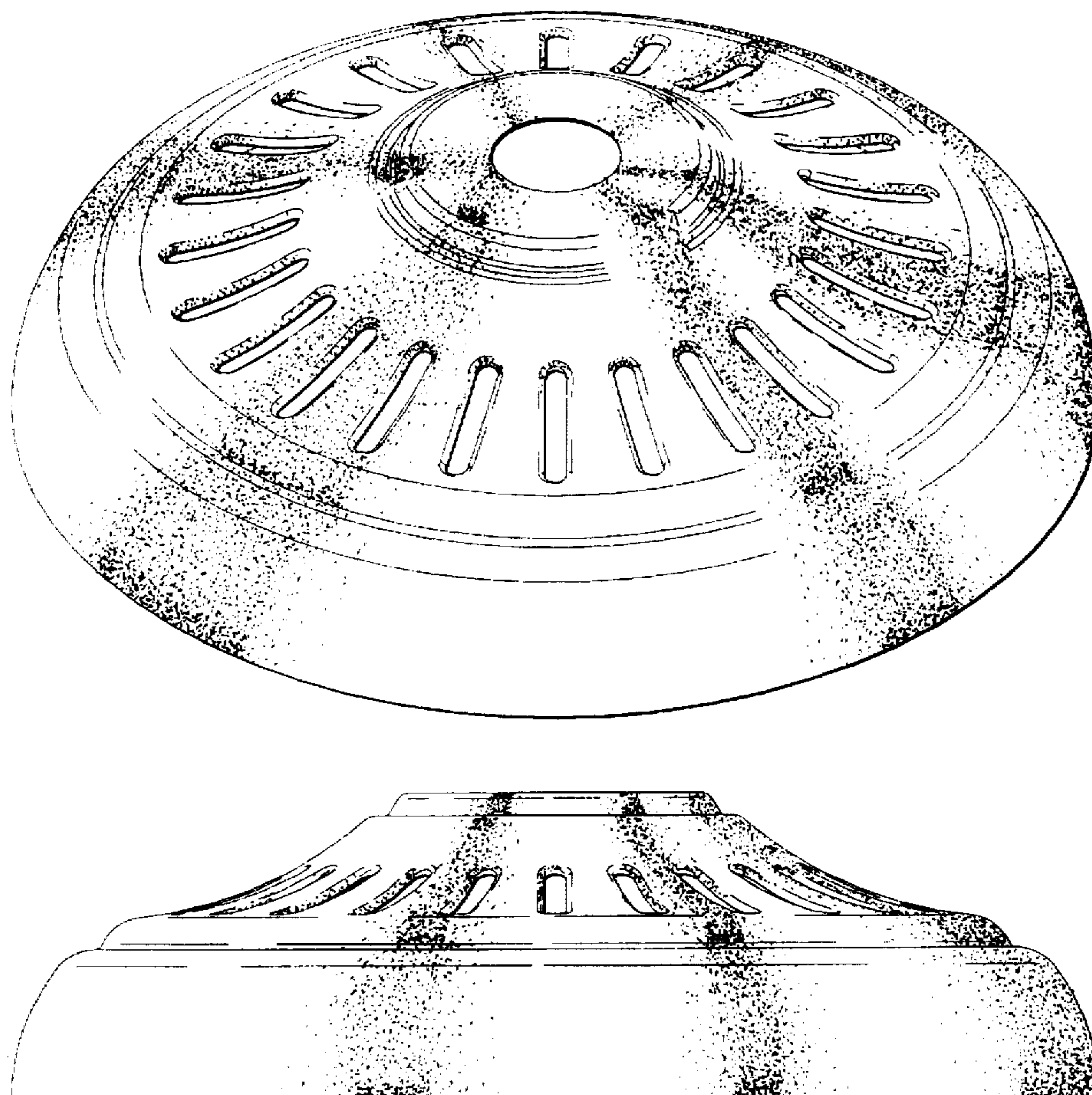
FIG. 3 is a top view thereof.

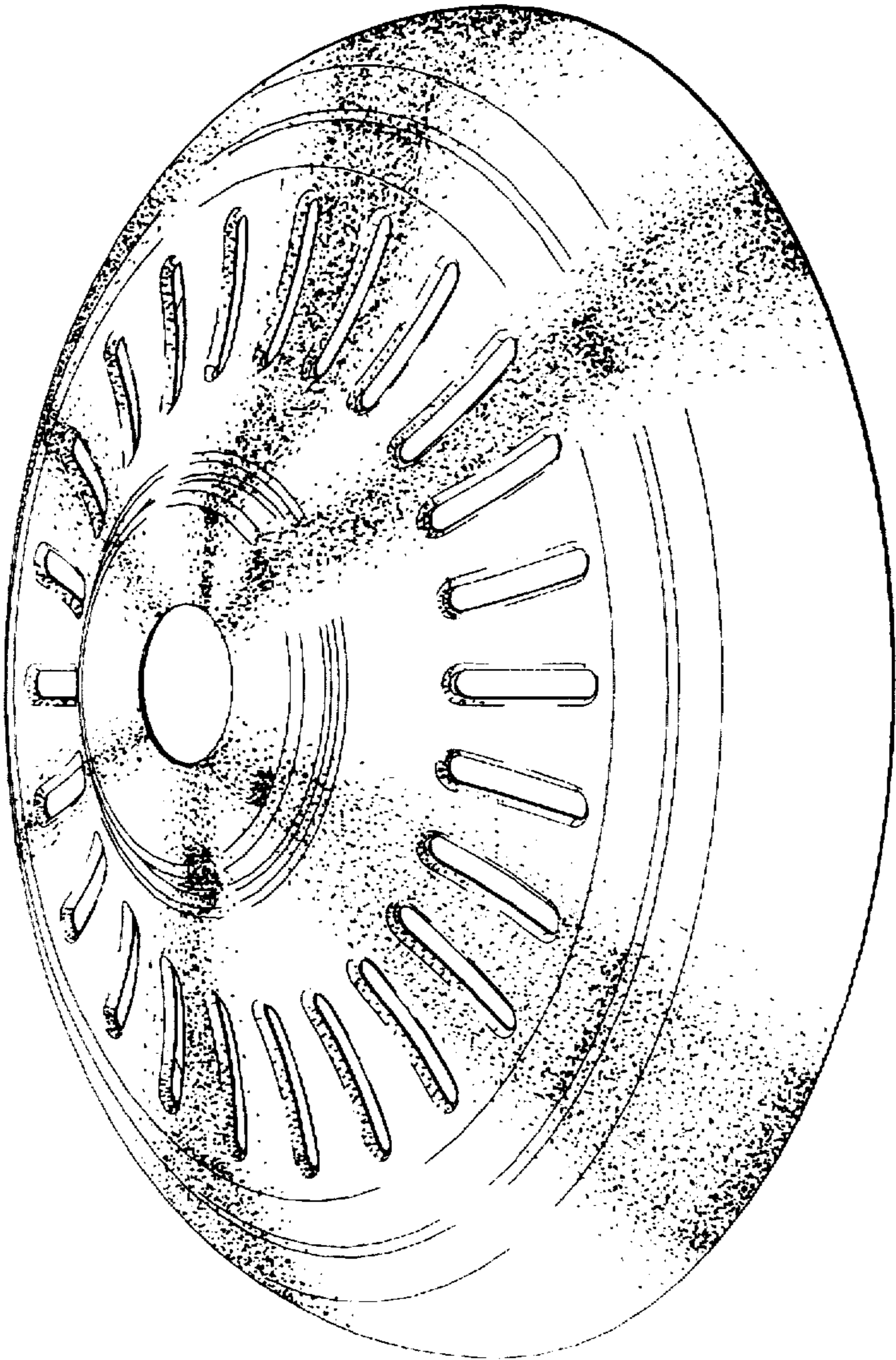
### [56] References Cited

#### U.S. PATENT DOCUMENTS

D. 349,336 8/1994 Tsuji ..... D23/379

**1 Claim, 3 Drawing Sheets**



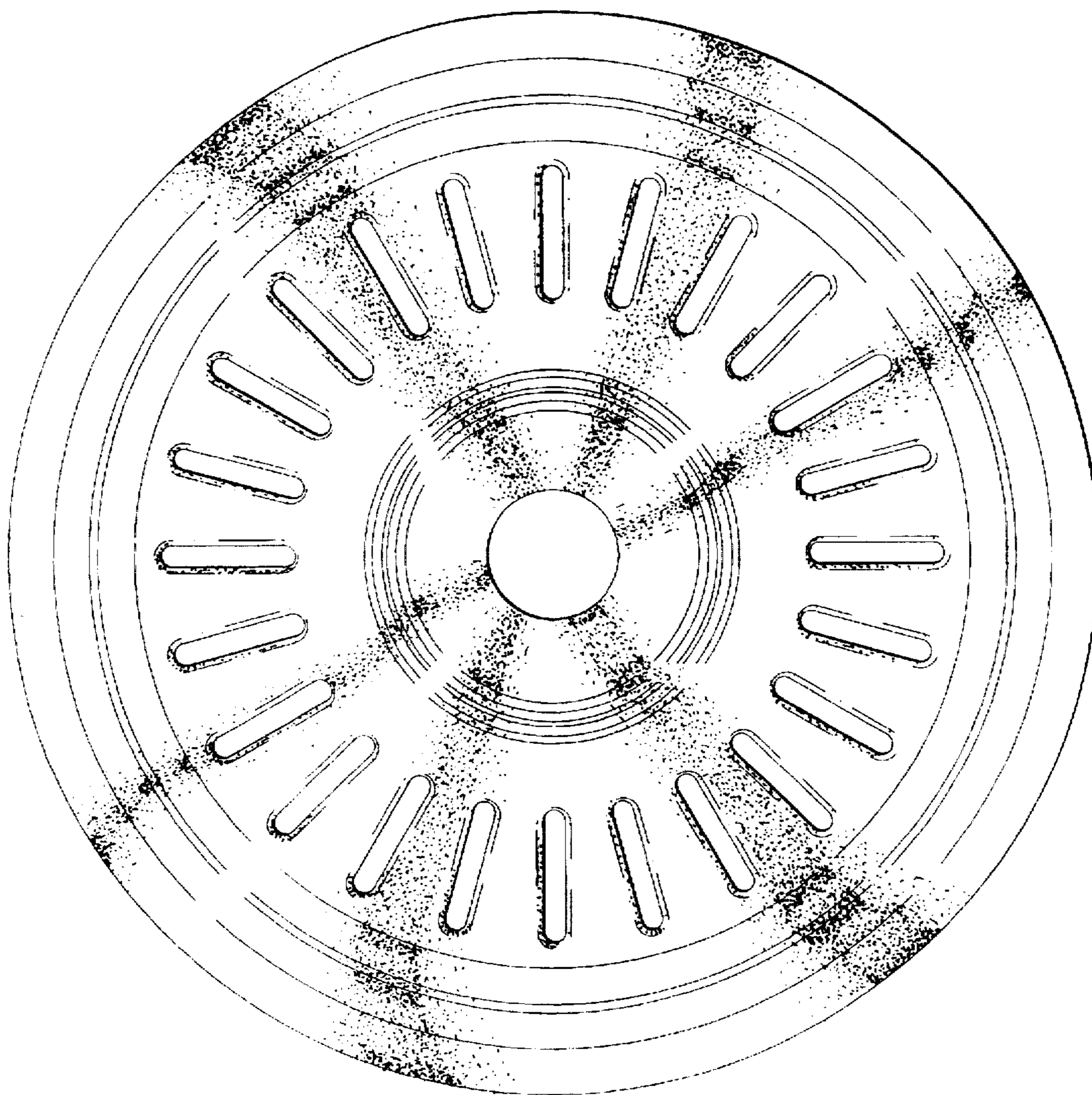


**FIG 1**



**FIG 2**





**FIG 3**