



US00D397405S

**United States Patent** [19]  
**Smith**

[11] **Patent Number:** **Des. 397,405**  
[45] **Date of Patent:** **\*\*Aug. 25, 1998**

[54] **FISHING ROD HOLDER**  
[76] **Inventor:** **Clyde D. Smith, RR II Box 182G,  
Louisana, Mo. 63353**  
[\*\*] **Term:** **14 Years**  
[21] **Appl. No.:** **62,276**  
[22] **Filed:** **Nov. 12, 1996**  
[51] **LOC (6) Cl.** ..... **22-05**  
[52] **U.S. Cl.** ..... **D22/147**  
[58] **Field of Search** ..... **D22/147, 148,  
D22/108; 43/21.2; D8/356; 284/517, 511,  
533, 538, 545, 530, 156, 87**

4,938,446 7/1990 Williams ..... 248/530  
5,187,891 2/1993 Stanishewski ..... 43/21.2

**FOREIGN PATENT DOCUMENTS**

2557423 7/1985 France ..... 43/21.2  
2097231 11/1982 United Kingdom ..... 43/21.2

*Primary Examiner*—Doris V. Coles

[57] **CLAIM**

The ornamental design for the fishing rod holder, as shown and described.

**DESCRIPTION**

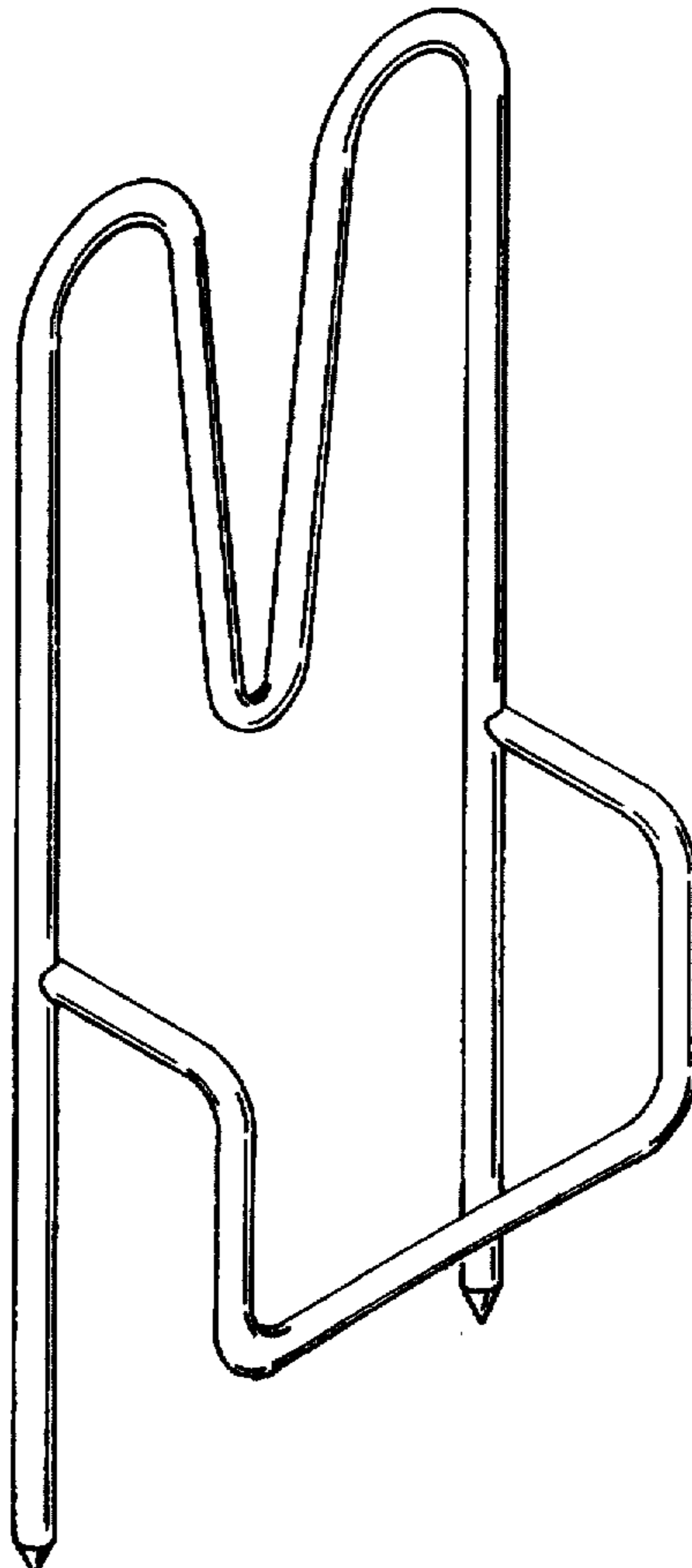
FIG. 1 is a perspective view of the fishing rod holder showing my new design;  
FIG. 2 is a right side elevational view thereof, the left side elevational view being identical;  
FIG. 3 is a front elevational view thereof;  
FIG. 4 is a rear elevational view thereof;  
FIG. 5 is a top plan view thereof;  
FIG. 6 is a bottom plan view thereof;  
FIG. 7 is a perspective view of an alternative embodiment thereof;  
FIG. 8 is a front elevational view thereof, the rear elevational view being identical;  
FIG. 9 is a top plan view thereof; and,  
FIG. 10 is a bottom plan view thereof.

[56] **References Cited**

**U.S. PATENT DOCUMENTS**

D. 187,276 2/1960 Poglein ..... D22/147  
D. 231,925 6/1974 Speigel ..... D22/147  
D. 310,477 9/1990 Fleecs ..... D8/356  
D. 334,529 4/1993 Guilbert ..... D8/356  
2,059,921 11/1936 Weiss .  
2,512,151 6/1950 Harrison ..... 248/517  
2,543,569 2/1951 Dusatko ..... 248/517  
2,574,441 11/1951 Stewart ..... 248/87  
2,645,050 7/1953 Golias .  
2,956,762 10/1960 Alston ..... 248/87  
3,411,739 11/1968 Barfield ..... 43/21.2  
4,517,761 5/1985 Bleggi ..... 43/21.2

**1 Claim, 3 Drawing Sheets**



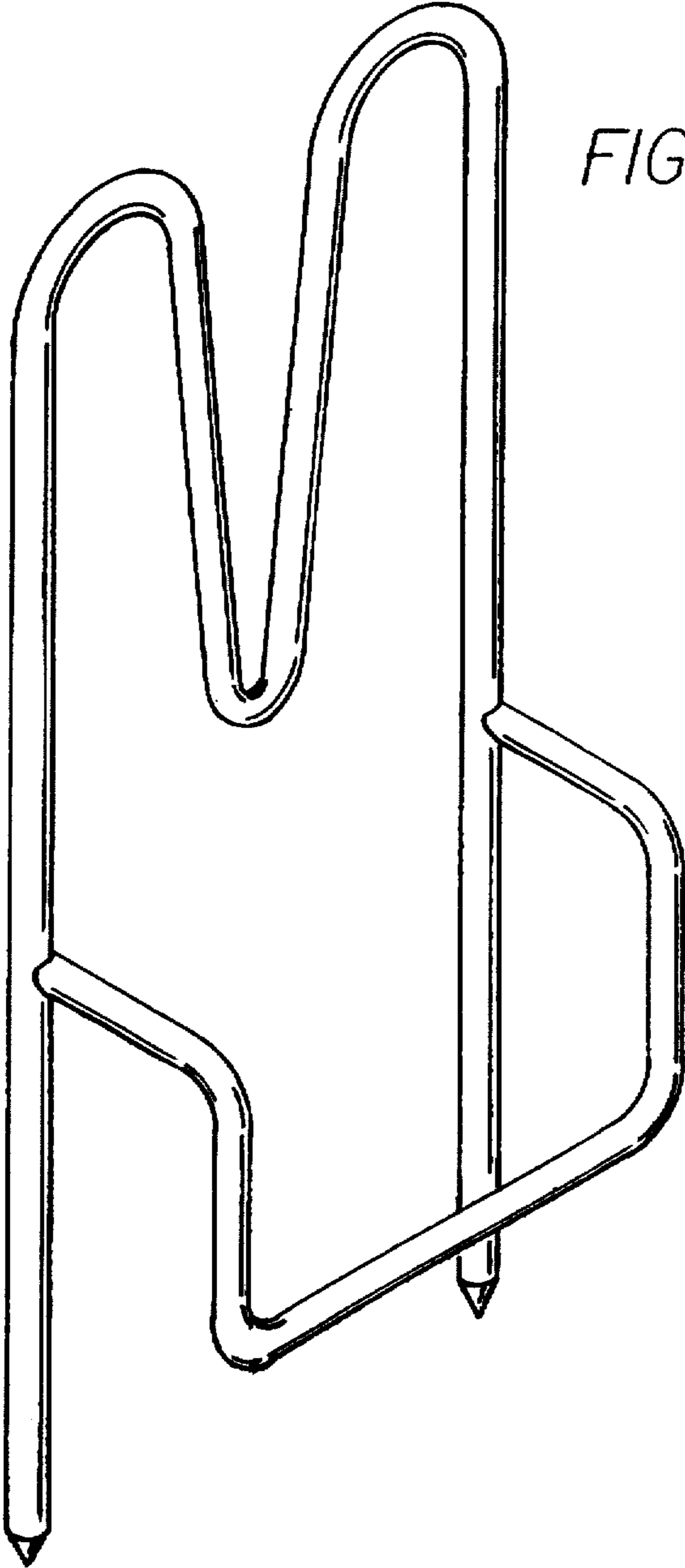


FIG 1

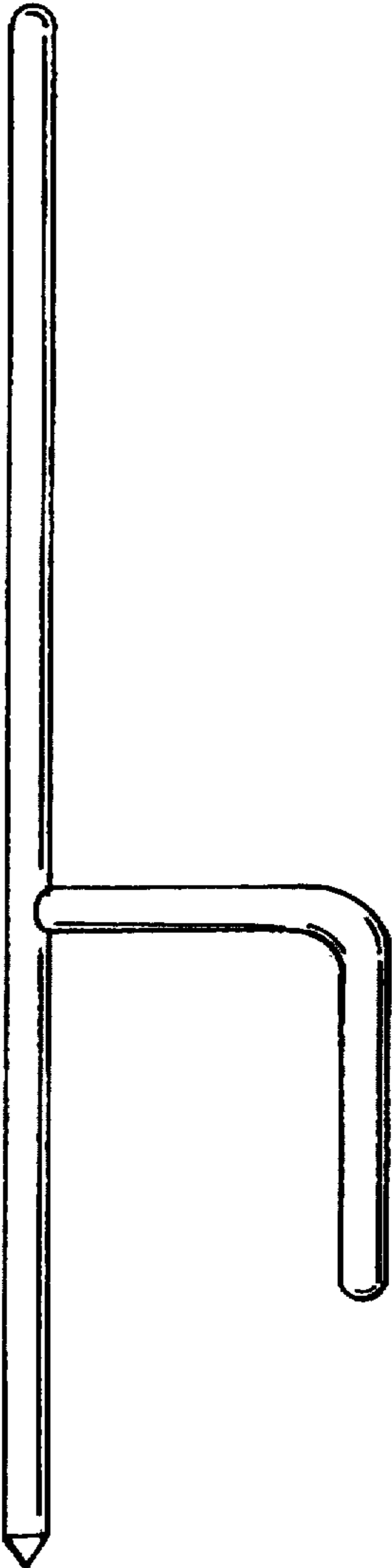


FIG 2

FIG 3

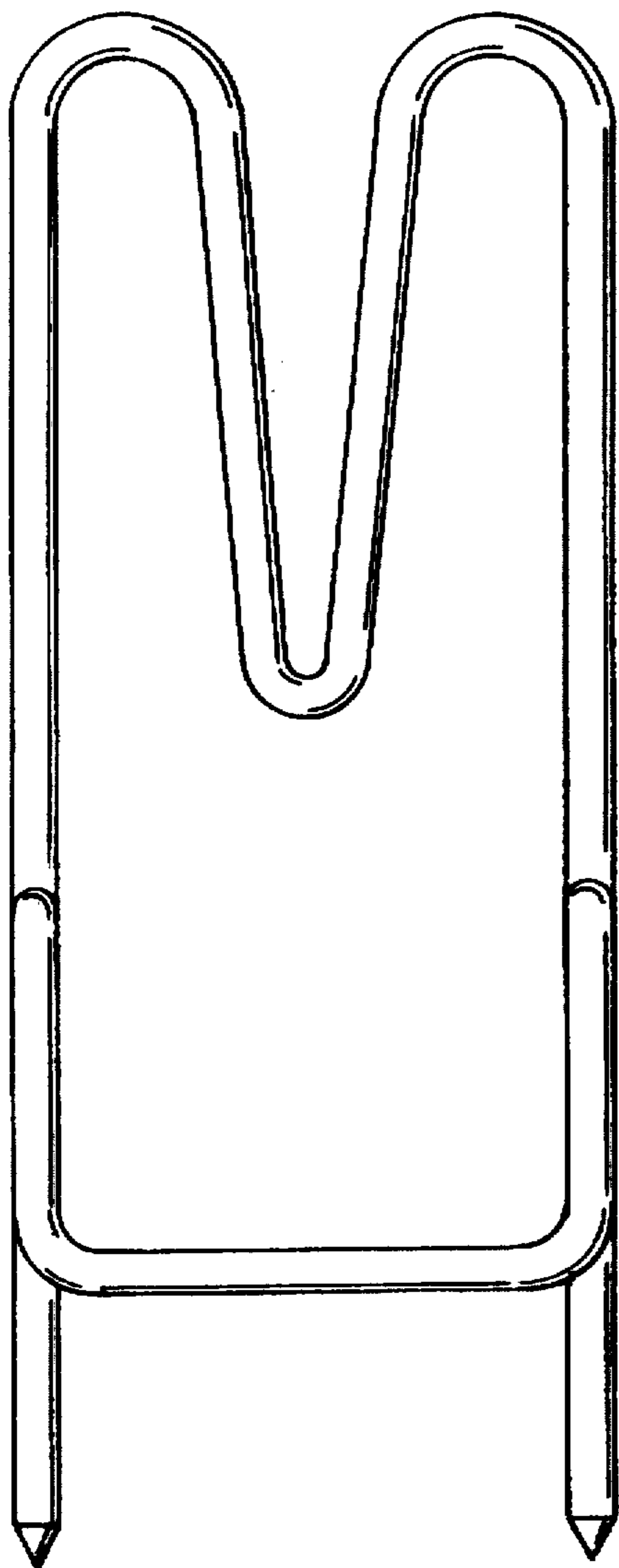


FIG 4


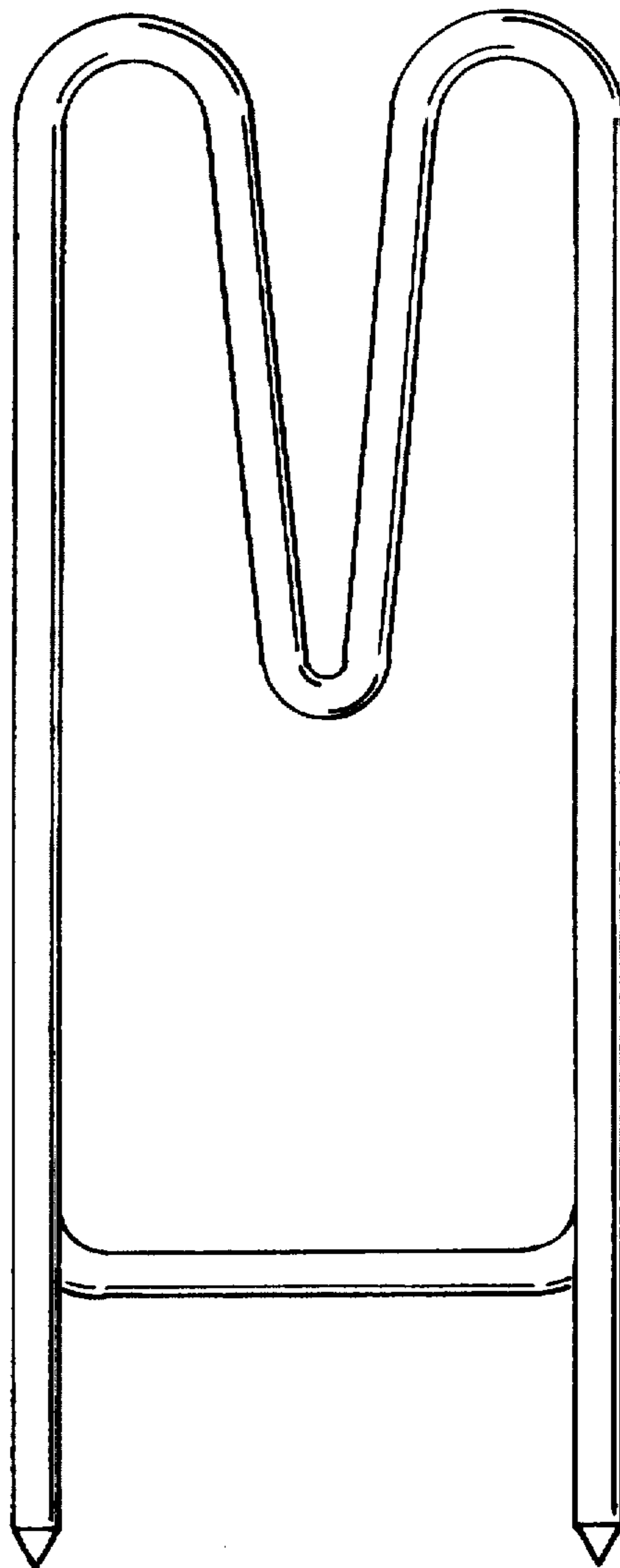


FIG 5

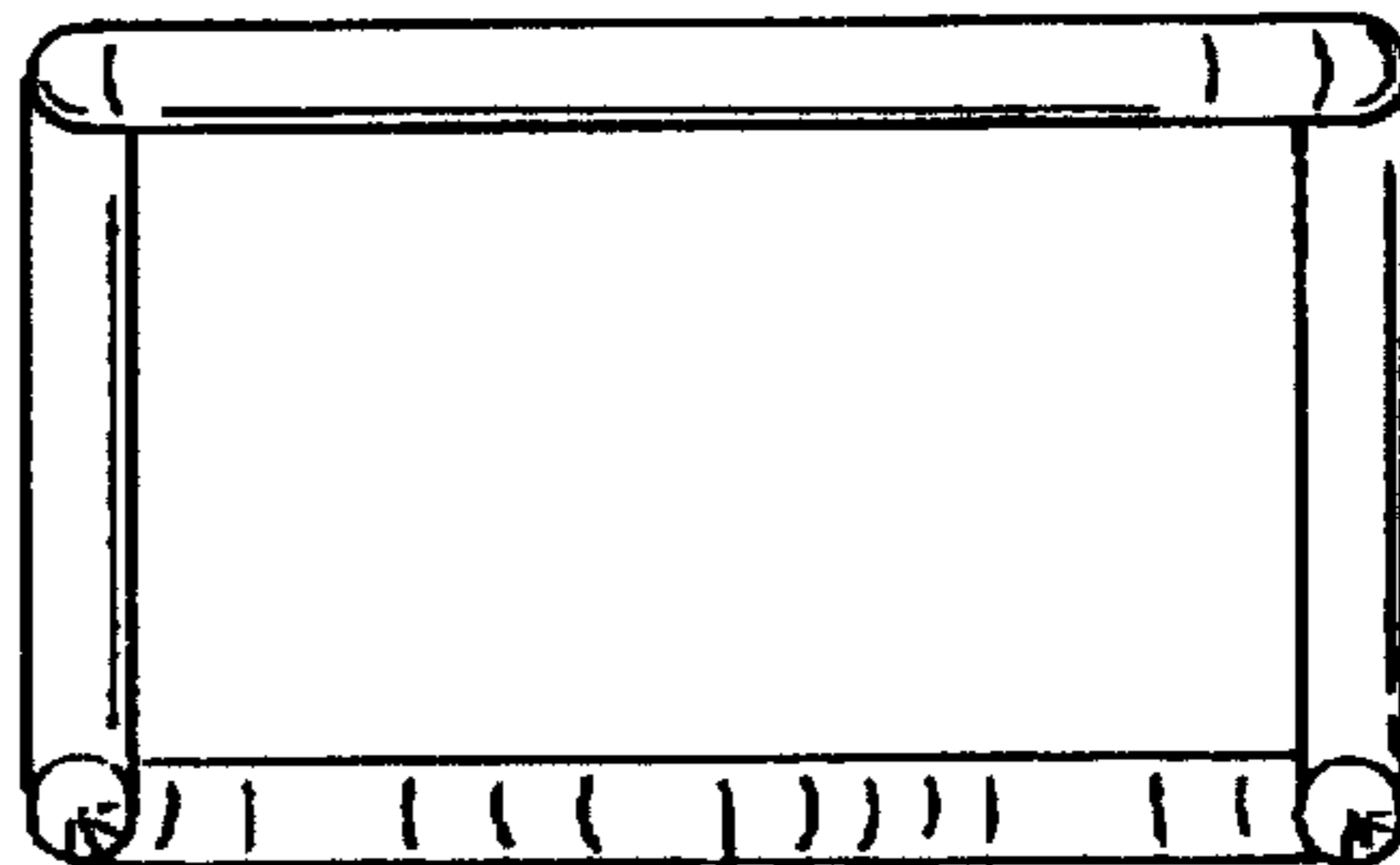


FIG 6




FIG 7




FIG 8



FIG 9



FIG 10