



US00D397397S

United States Patent [19]

Strawcutter et al.

[11] Patent Number: **Des. 397,397**

[45] Date of Patent: ****Aug. 25, 1998**

[54] **MOLDED SQUARE RECREATIONAL EQUIPMENT PLATFORM**

D. 353,868 12/1994 Houry et al. D21/240
D. 370,959 6/1996 Houry D21/240 X

[76] Inventors: **Grant M. Strawcutter**, 529 Dilworth Rd. West, Charlotte, N.C. 28203; **James O. Dunn, Jr.**, 416 N. Laurel Ave., Charlotte, N.C. 28204; **Jonathan E. Brooks**, 7000 Spandril La., Charlotte, N.C. 28215

Primary Examiner—Ted Shooman
Assistant Examiner—Mitchell I. Siegel
Attorney, Agent, or Firm—Polster, Lieder, Woodruff & Lucchesi, L.C.

[**] Term: **14 Years**

[57] **CLAIM**

The ornamental design for molded square recreational equipment platform, as shown and described.

[21] Appl. No.: **55,325**

DESCRIPTION

[22] Filed: **Jun. 5, 1996**

[51] LOC (6) Cl. **21-03**

[52] U.S. Cl. **D21/240**

[58] Field of Search D21/109, 240-245;
482/35, 36; 446/124, 314

FIG. 1 is a top perspective view of our molded square recreational equipment platform;

FIG. 2 is a bottom perspective view thereof;

FIG. 3 is a top plan view thereof;

FIG. 4 is a bottom plan view thereof; and

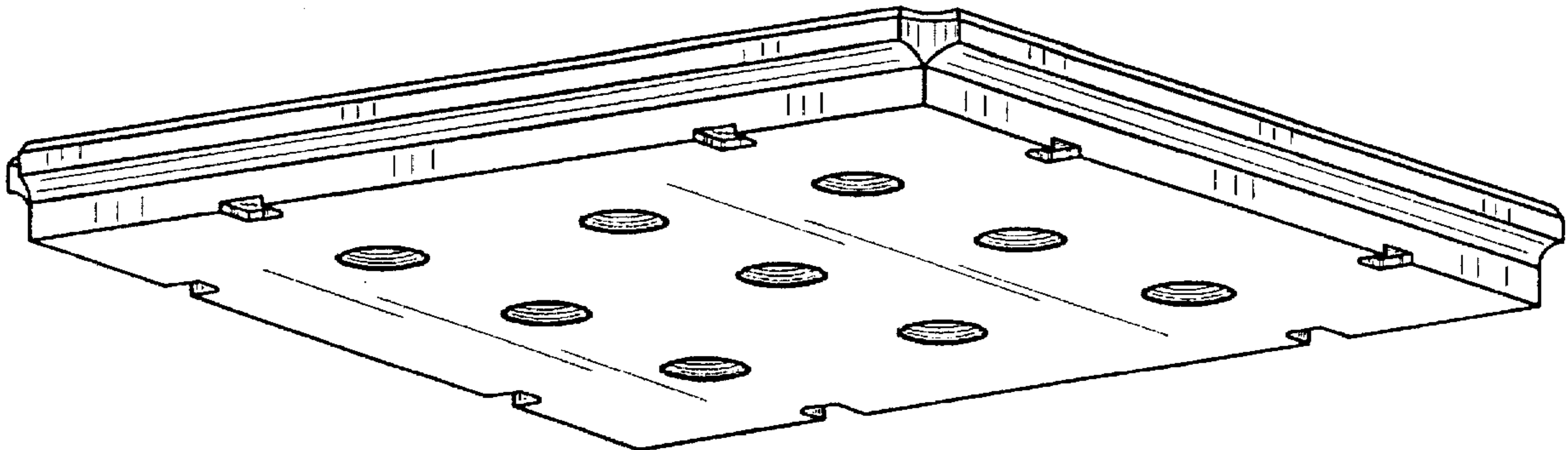
FIG. 5 is a side elevational view thereof.

[56] **References Cited**

U.S. PATENT DOCUMENTS

D. 334,610 4/1993 Aker D21/244

1 Claim, 2 Drawing Sheets



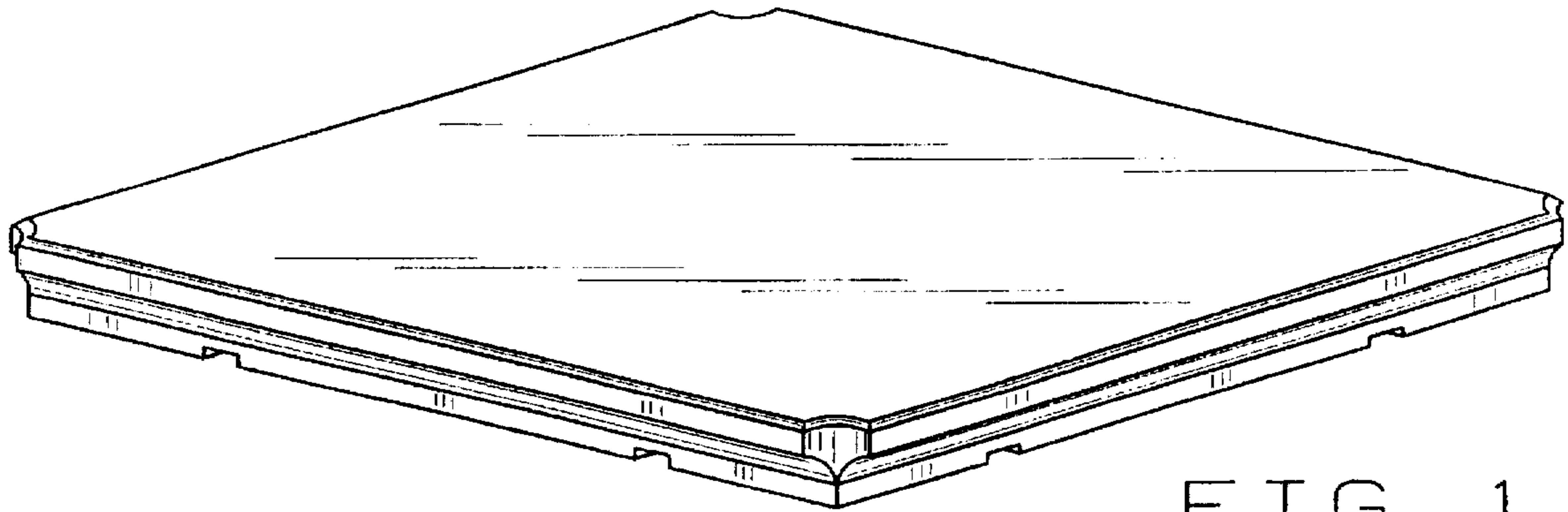


FIG. 1

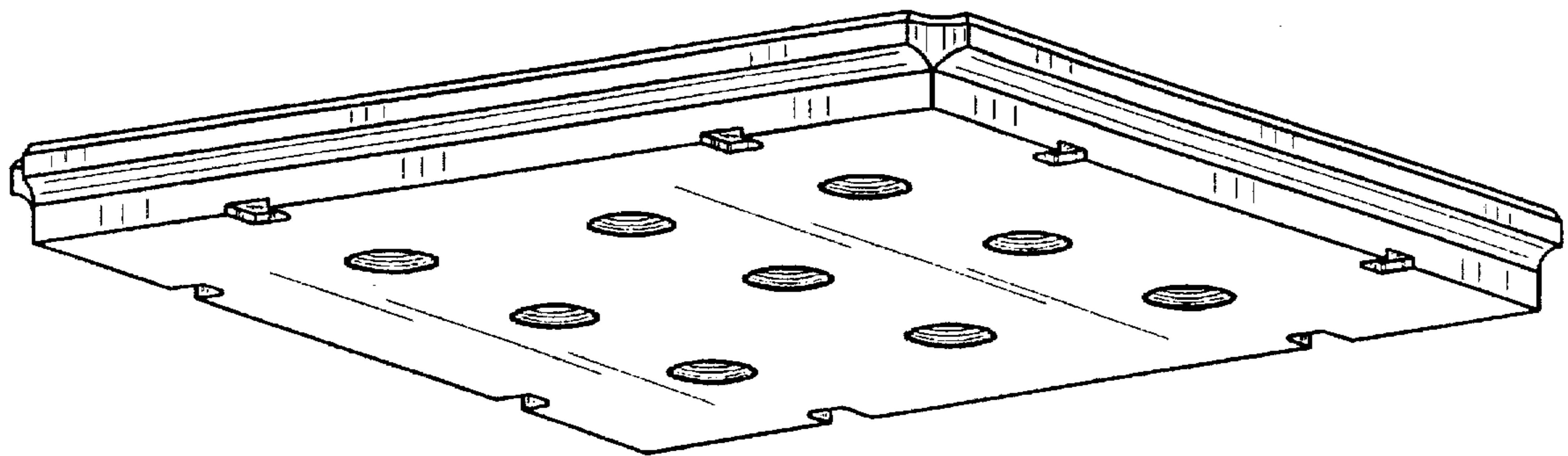


FIG. 2




FIG. 3

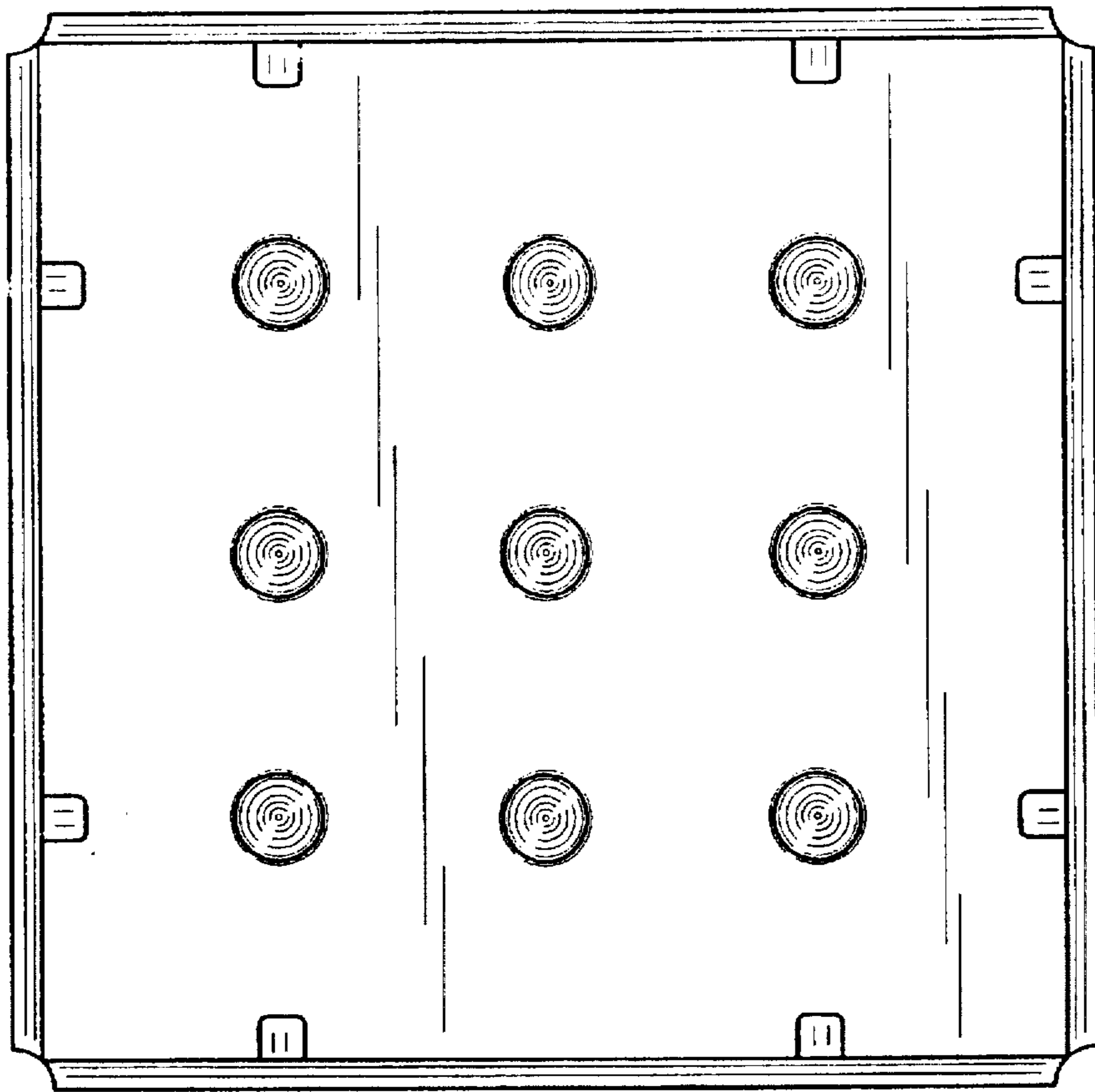


FIG. 4




FIG. 5

UNITED STATES PATENT AND TRADEMARK OFFICE
CERTIFICATE OF CORRECTION

PATENT NO. : Des, 397,397

DATED : August 25, 1998

INVENTOR(S) : Grant M. Strawcutter et al.

It is certified that error appears in the above-identified patent and that said Letters Patent is hereby corrected as shown below:

On the title page, item [73] Assignee, should be inserted —Soft Play, L.L.C. Charlotte, N.C.—

Signed and Sealed this
Twelfth Day of January, 1999

Attest:



Attesting Officer

Acting Commissioner of Patents and Trademarks