

US00D397380S

United States Patent [19]

Araki et al.

[11] Patent Number: **Des. 397,380**

[45] Date of Patent: ****Aug. 25, 1998**

[54] **RADIO-CONTROLLED MODEL VEHICLE INCLUDING A MODEL DRIVER**

[75] Inventors: **Shigeki Araki; Yoshiharu Kubota.**
both of Shizuoka, Japan

[73] Assignee: **Tamiya, Inc.,** Shizuoka, Japan

[**] Term: **14 Years**

[21] Appl. No.: **75,789**

[22] Filed: **Aug. 25, 1997**

[51] LOC (6) Cl. **21-01**

[52] U.S. Cl. **D21/137**

[58] **Field of Search** D21/69-71, 73-81,
D21/128, 129, 131-132, 134, 136-137,
140-141; 446/454, 456, 457, 462, 465,
470, 440, 427; 280/1.13, 828, 87.01, 87.021,
47.11

[56] **References Cited**

U.S. PATENT DOCUMENTS

D. 283,829 5/1986 Kamikawa D21/137

D. 317,024	5/1991	Yajima	D21/137
D. 317,485	6/1991	Mochizuki	D21/137
D. 359,082	6/1995	Aker et al.	D21/78
4,799,915	1/1989	Lehmann et al.	446/427
5,667,421	9/1997	Uetake	446/456

Primary Examiner—Raphael Barkai
Attorney, Agent, or Firm—Hughes Hubbard & Reed LLP

[57] **CLAIM**

The ornamental design for the radio-controlled model vehicle including a model driver, as shown and described.

DESCRIPTION

FIG. 1 is a front elevational view of the radio-controlled model vehicle including a model driver showing my new design;

FIG. 2 is a top plan view thereof;

FIG. 3 is a rear view thereof;


FIG. 4 is a left side elevational view thereof;

FIG. 5 is a right side elevational view thereof;

FIG. 6 is a bottom view thereof; and,

FIG. 7 is a perspective view thereof.

1 Claim, 5 Drawing Sheets



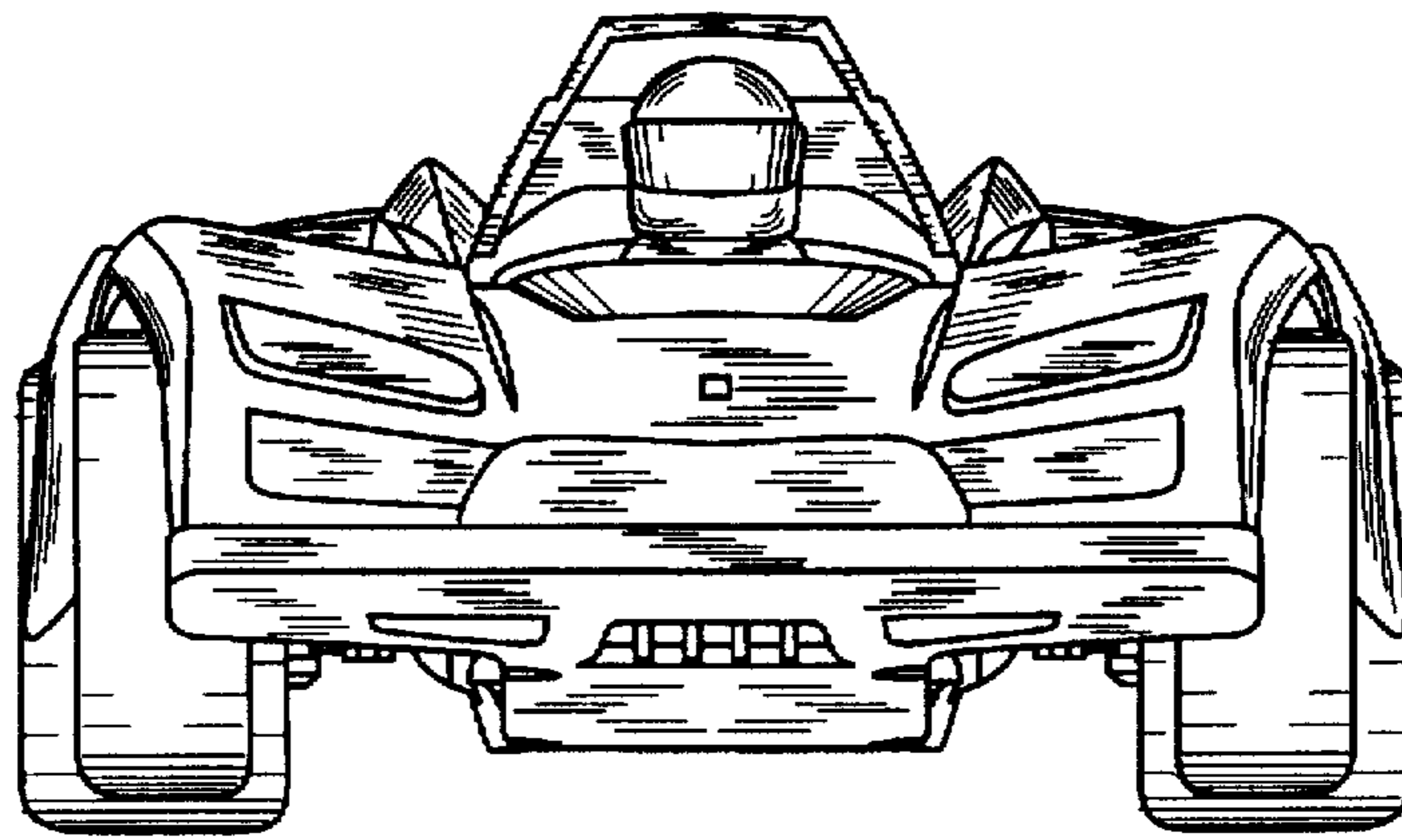


FIG. 1




FIG. 3

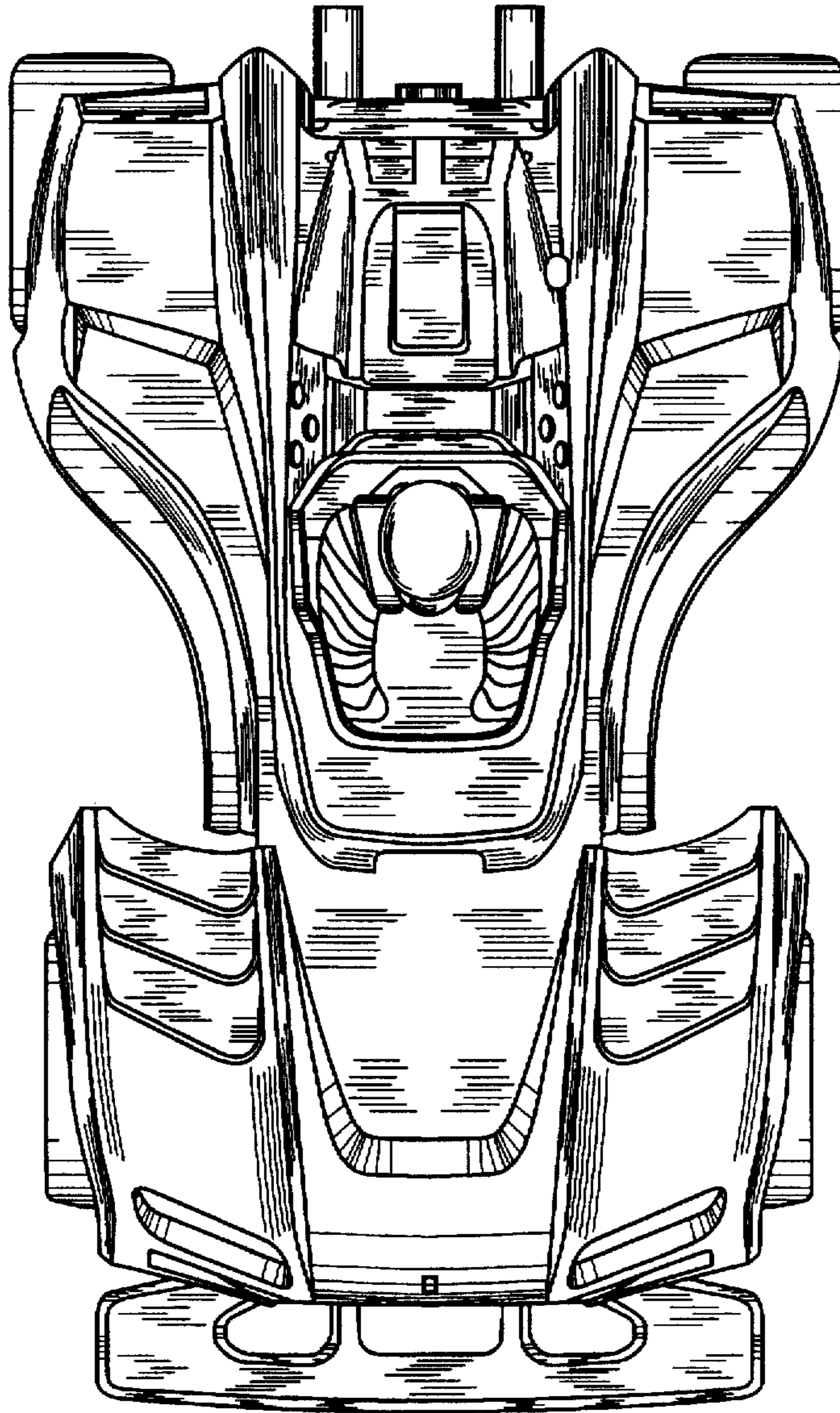


FIG. 2




FIG. 4




FIG. 5

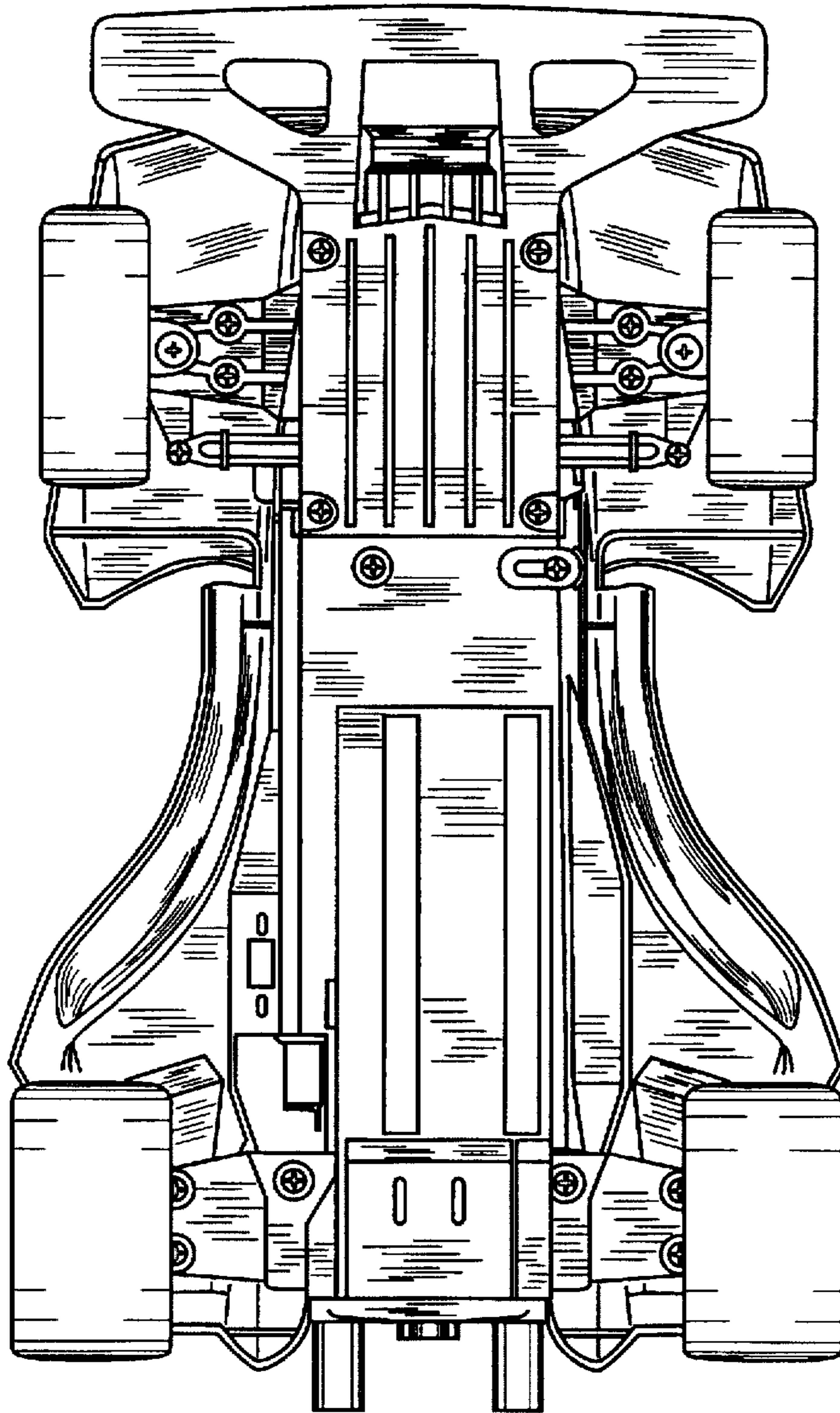


FIG. 6

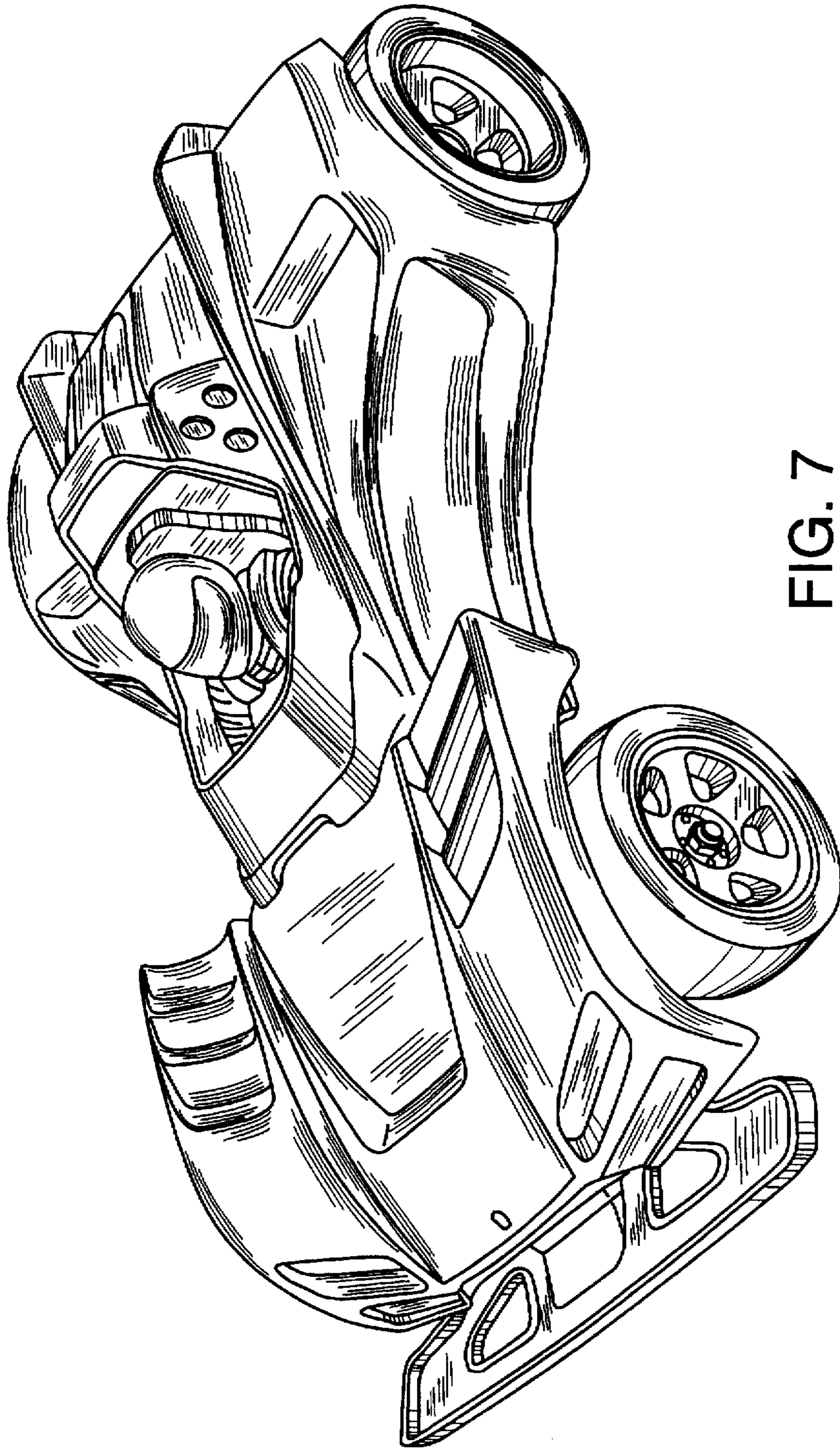


FIG. 7