

US00D397364S

United States Patent [19]
Barrett

[11] **Patent Number:** **Des. 397,364**

[45] **Date of Patent:** ****Aug. 25, 1998**

[54] **FUNERAL SIGN FOR AUTOMOBILES**

[76] **Inventor:** **W. Raymond Barrett**, 1868 Ironstone Rd., Des Peres, Mo. 63131

[**] **Term:** **14 Years**

[21] **Appl. No.:** **75,460**

[22] **Filed:** **Aug. 21, 1997**

[51] **LOC (6) Cl.** **20-02**

[52] **U.S. Cl.** **D20/41; D10/109**

[58] **Field of Search** **D20/10, 42, 17, D20/40, 21, 29, 19, 41; 40/584, 591, 592, 607, 606, 605, 593, 608, 609; D10/114, 109, 110**

[56] **References Cited**

U.S. PATENT DOCUMENTS

D. 234,443	3/1975	Golub	D20/42
D. 330,686	11/1992	Campagna	D10/109
D. 376,179	12/1996	Cohen	D20/41
D. 382,218	8/1997	Hall	D10/109
2,960,786	11/1960	Wagner	40/592

Primary Examiner—Susan J. Lucas
Assistant Examiner—Jennifer Rivard
Attorney, Agent, or Firm—Senniger, Powers, Leavitt & Roedel

[57] **CLAIM**

The ornamental design for a funeral sign for automobiles, as shown and described.

DESCRIPTION

FIG. 1 is a front elevation view of the funeral sign for automobiles according to the invention;
FIG. 2 is a right side elevation view of the funeral sign for automobiles according to the invention, the left side bring a mirror image;
FIG. 3 is a rear elevation view of the funeral sign for automobiles according to the invention;
FIG. 4 is a bottom plan view of the funeral sign for automobiles according to the invention; and,
FIG. 5 is a top plan view of the funeral sign for automobiles according to the invention.
The broken lines are shown for illustrative purposes only and form no part of the claimed design.

1 Claim, 2 Drawing Sheets

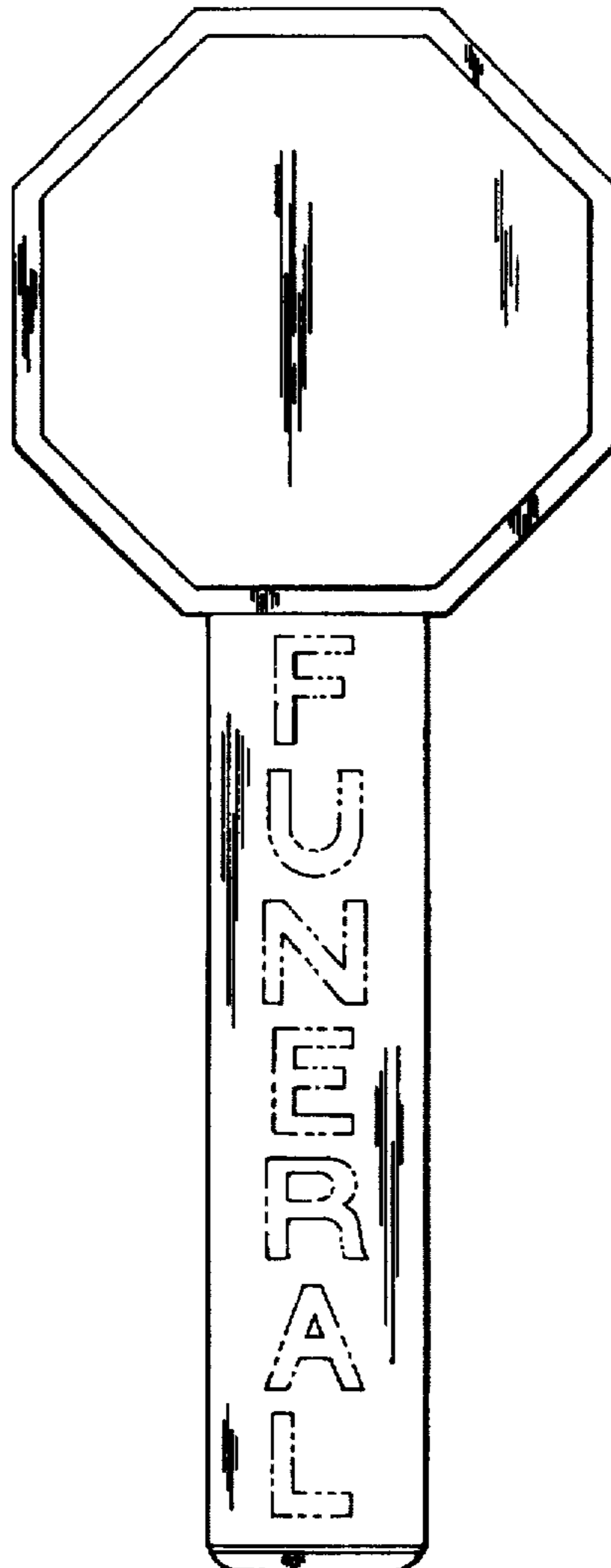


FIG. 1

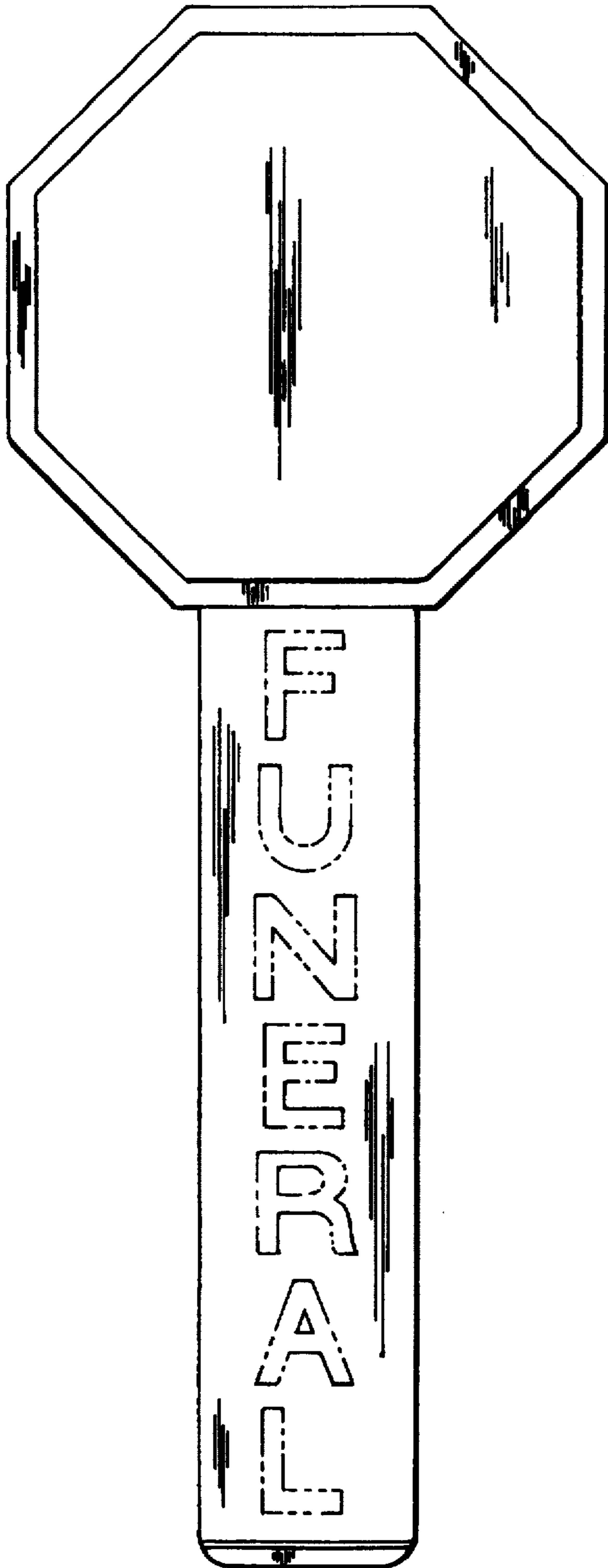


FIG. 2



FIG. 3

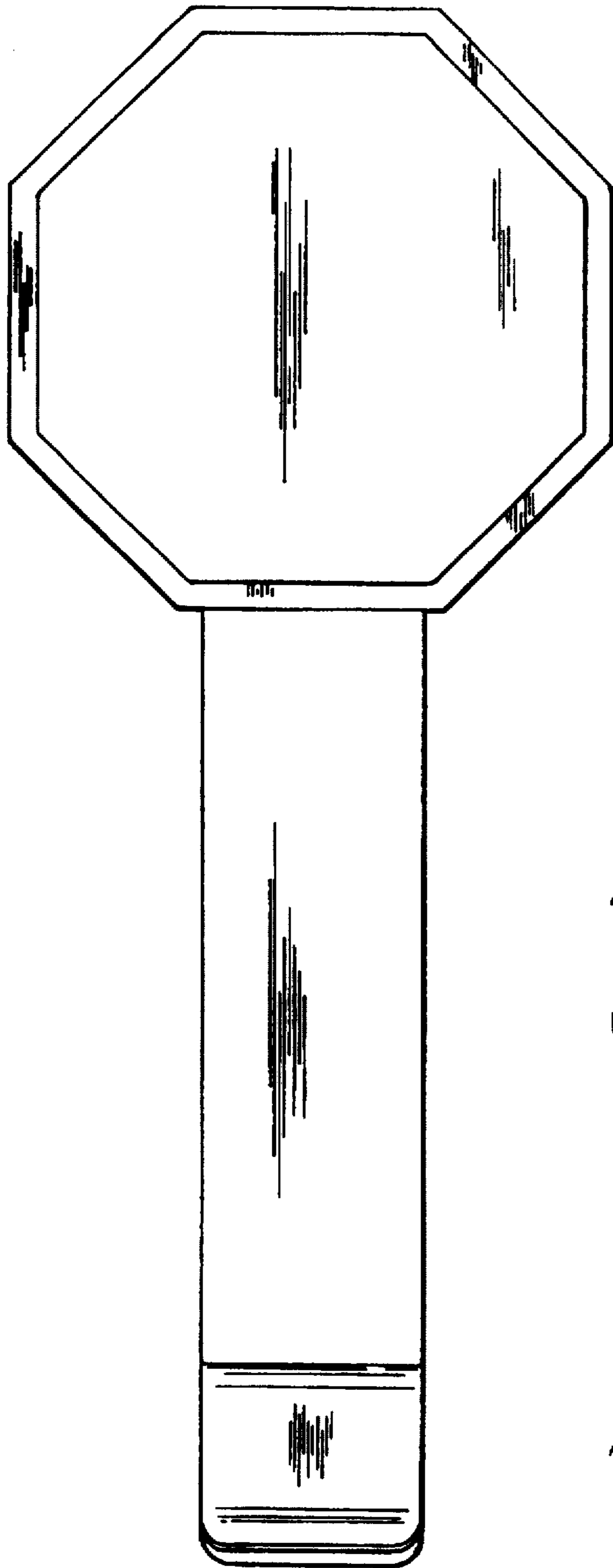


FIG. 4




FIG. 5

