



US00D397363S

United States Patent [19]

Williams

[11] Patent Number: **Des. 397,363**

[45] Date of Patent: ****Aug. 25, 1998**

[54] **DISPLAY GARMENT FOR THE HAND**

4,683,592	8/1987	Strongwater	2/158	X
5,050,596	9/1991	Walasek et al.	.		
5,369,257	11/1994	Gibbon	.		

[76] Inventor: **Douglas Anthony Williams, 926 Victoria Landing Dr., Woodstock, Ga. 30188**

FOREIGN PATENT DOCUMENTS

[**] Term: **14 Years**

1122390	5/1956	France	2/158	
1581453	12/1980	United Kingdom	.		
2277864	11/1994	United Kingdom	.		

[21] Appl. No.: **47,969**

OTHER PUBLICATIONS

[22] Filed: **Dec. 18, 1995**

Photocopy of logo taken from a commercial product. undated.

Related U.S. Application Data

Earnshaw's Infant's Review, Michael Friedman Corp., Jun. 1977, vol. 61, pp. 1-7.

[63] Continuation of Ser. No. 39,919, Jun. 7, 1995, abandoned, which is a continuation-in-part of Ser. No. 35,252, Feb. 23, 1995, Pat. No. Des. 377,053.

Infants and Childrens Review, Jul. 1950 middle right, Mitten p. 135.

[51] LOC (6) Cl. **02-06**

Primary Examiner—Paula A. Mortimer

[52] U.S. Cl. **D20/33; D2/622**

Attorney, Agent, or Firm—Mitchell G. Weatherly; Kilpatrick Stockton LLP

[58] Field of Search **D2/610, 622; D29/113, D29/118; 2/158, 159, 160; D21/236, 237, 238; D20/10, 25, 29, 31, 32, 33**

[57] CLAIM

[56] References Cited

The ornamental design for a display garment for the hand, as shown and described.

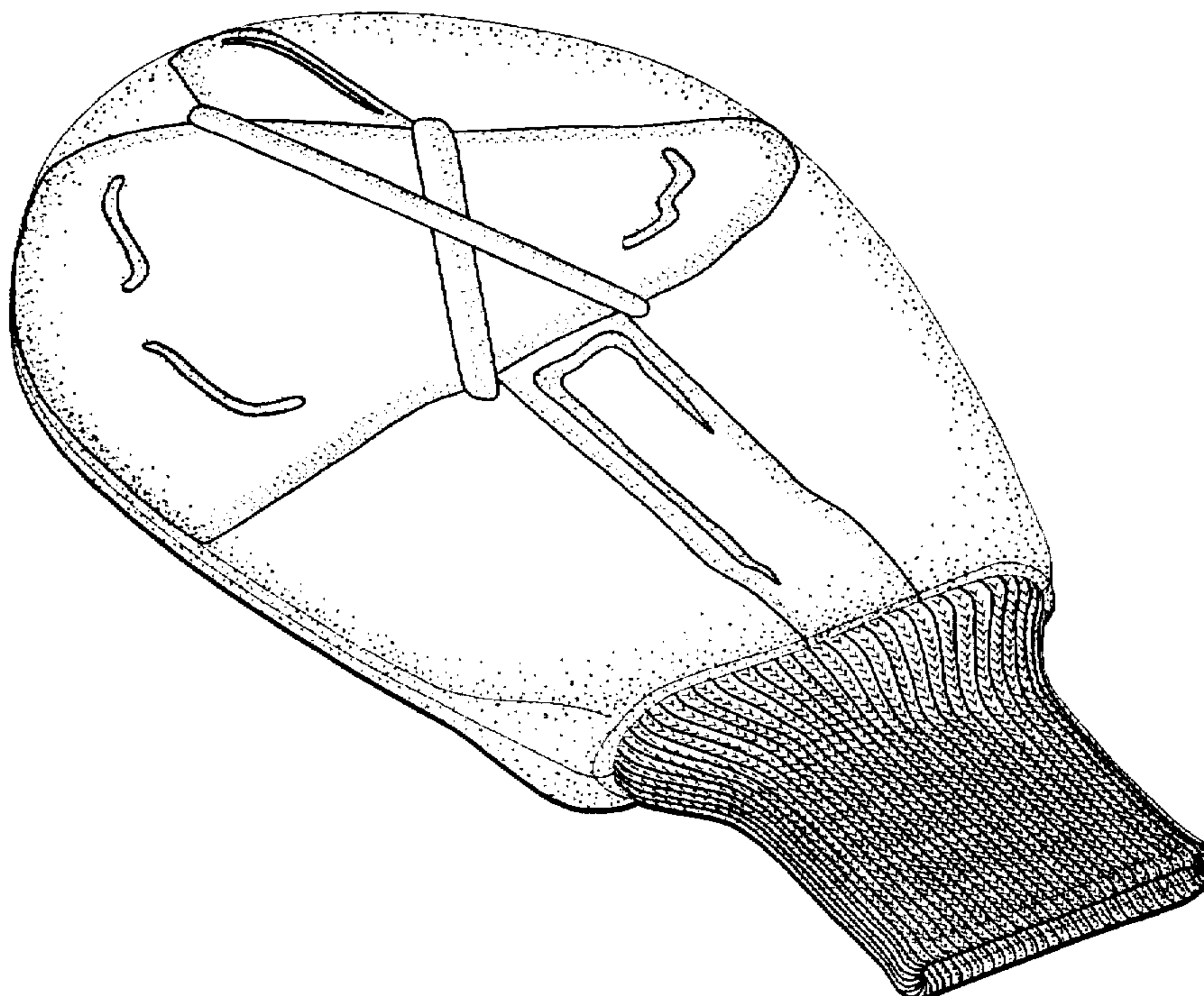
U.S. PATENT DOCUMENTS

DESCRIPTION

D. 377,053	12/1996	Williams	D2/622	X
542,823	7/1895	Farnam	2/158	X
782,920	2/1905	Ouellette	2/158	
1,244,065	10/1917	Miller	.		
1,624,429	4/1927	Palmer	.		
1,630,730	5/1927	Daugherty	.		
1,941,508	1/1934	Zwicker	2/158	X
2,262,463	11/1941	Marr	2/158	
2,505,409	4/1950	Kirchner	2/158	X
3,403,408	10/1968	Helfer	.		
4,486,975	12/1984	Harreld et al.	.		
4,670,930	6/1987	Lu	.		

FIG. 1 is a front perspective view of a display garment for the hand showing my new design;
FIG. 2 is a top plan view;
FIG. 3 is a bottom plan view;
FIG. 4 is a front elevational view thereof, the rear is a mirror image; and,
FIG. 5 is a side elevational view thereof, the opposite side is a mirror image.

1 Claim, 2 Drawing Sheets



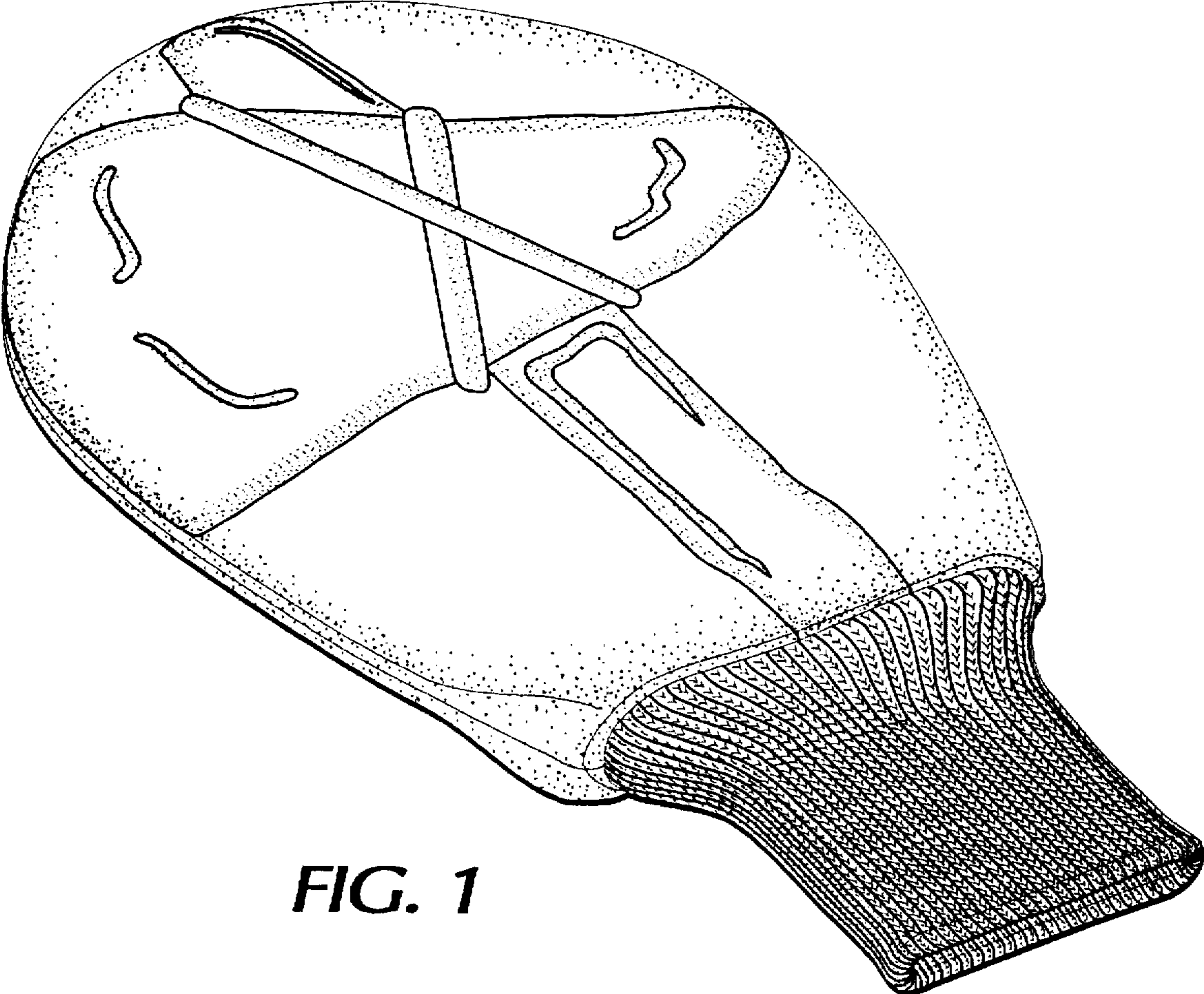


FIG. 1

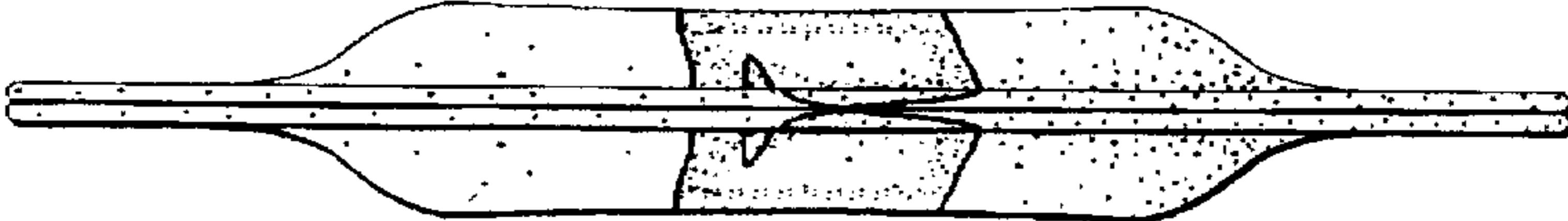


FIG. 2

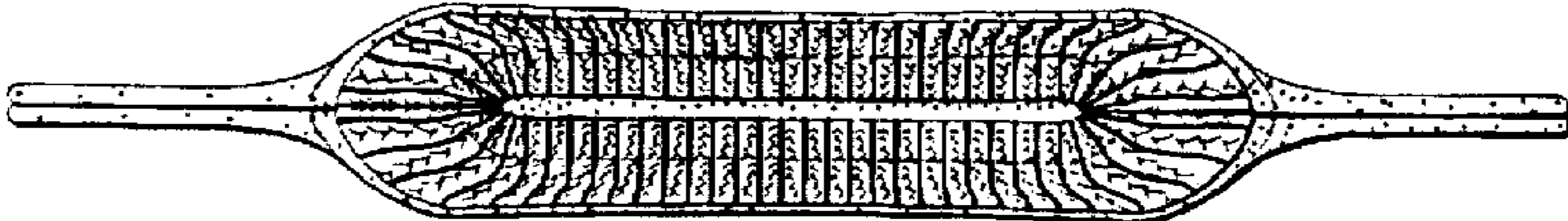


FIG. 3

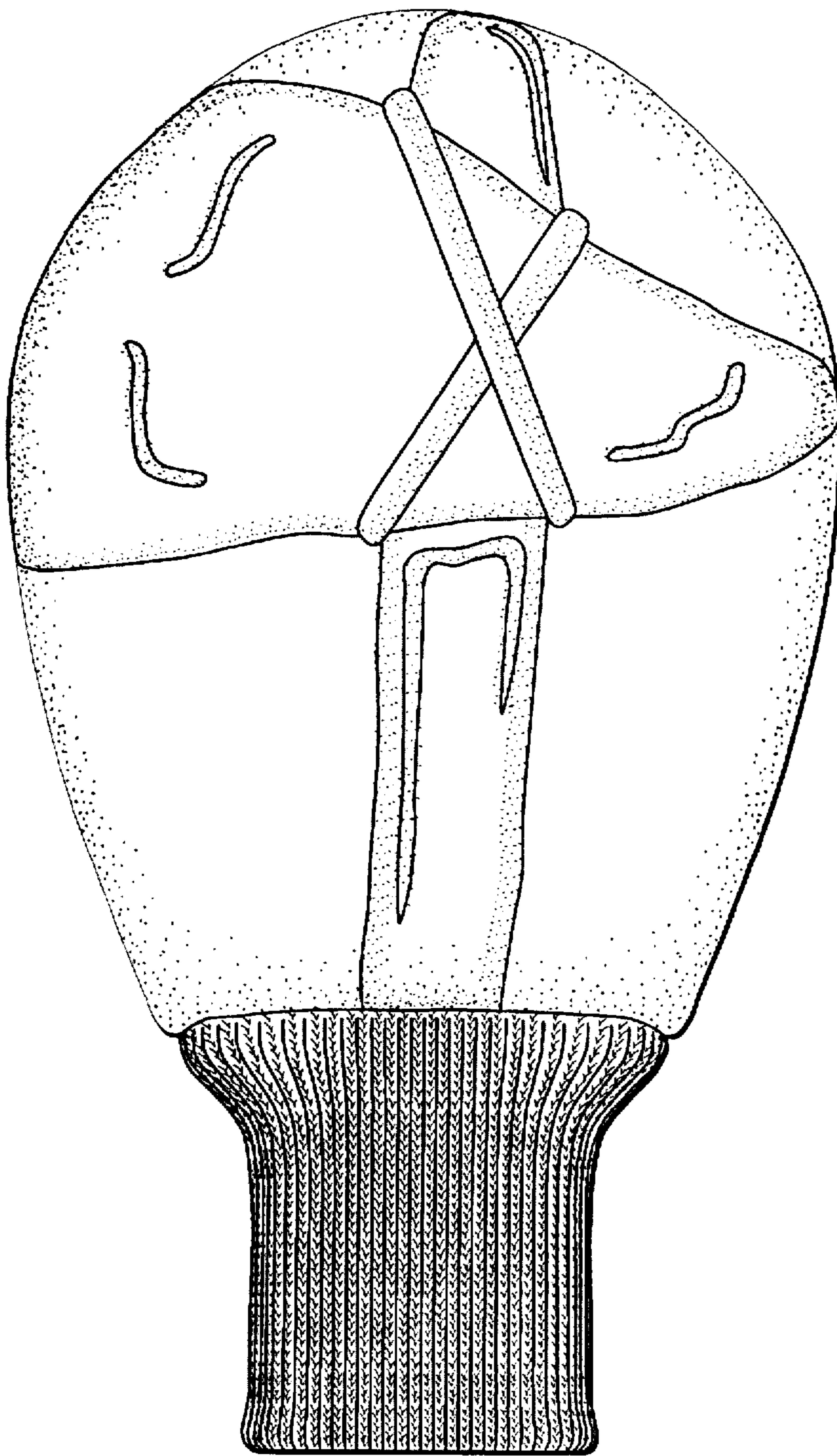


FIG. 4

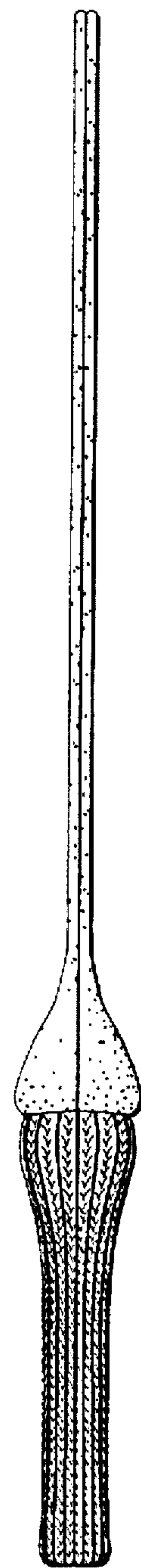


FIG. 5