



US00D397362S

United States Patent [19]

Rafferty

[11] Patent Number: **Des. 397,362**

[45] Date of Patent: ****Aug. 25, 1998**

[54] **DISPLAY PIECE**

[75] Inventor: **Jerome H. Rafferty**, Indian Wells, Calif.

[73] Assignee: **Wallenstein & Wagner, Ltd.**, Chicago, Ill.

[**] Term: **14 Years**

[21] Appl. No.: **49,710**

[22] Filed: **Jan. 30, 1996**

[51] **LOC (6) Cl.** **20-03**

[52] **U.S. Cl.** **D20/10**

[58] **Field of Search** D20/10, 39, 38;
D6/332, 449; 248/174, 150, 152; 40/610,
539; D9/433

[56] **References Cited**

U.S. PATENT DOCUMENTS

Re. 30,777 10/1981 Ytter D6/332 X
D. 236,870 9/1975 Levy D6/332
D. 270,358 8/1983 Errigo D20/10

D. 286,108 10/1986 Hanlon D6/449
2,914,872 12/1959 Goodrich D6/332 X
4,759,520 7/1988 Levine 40/539 X

Primary Examiner—Susan J. Lucas
Assistant Examiner—Jennifer Rivard
Attorney, Agent, or Firm—Wallenstein & Wagner, Ltd.

[57] **CLAIM**

The ornamental design for a display piece, as shown and described.

DESCRIPTION

FIG. 1 is a perspective front view of a display piece showing my design;
FIG. 2 is a top plan view thereof;
FIG. 3 is a front elevational view thereof;
FIG. 4 is a left side elevational view thereof;
FIG. 5 is a right side elevational view thereof;
FIG. 6 is a rear elevational view thereof;
FIG. 7 is a bottom plan view thereof; and,
FIG. 8 is a partial vertical cross-sectional view thereof taken along line 8—8 in FIG. 3.

1 Claim, 3 Drawing Sheets

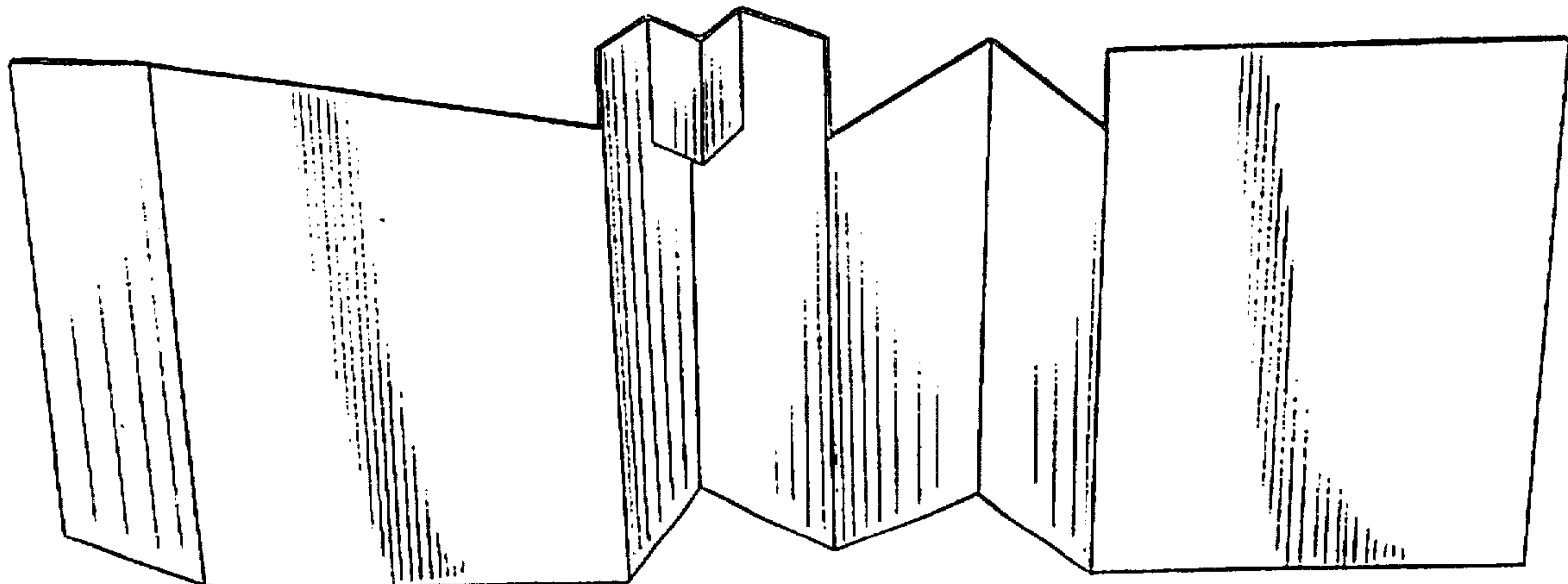


FIG. 1

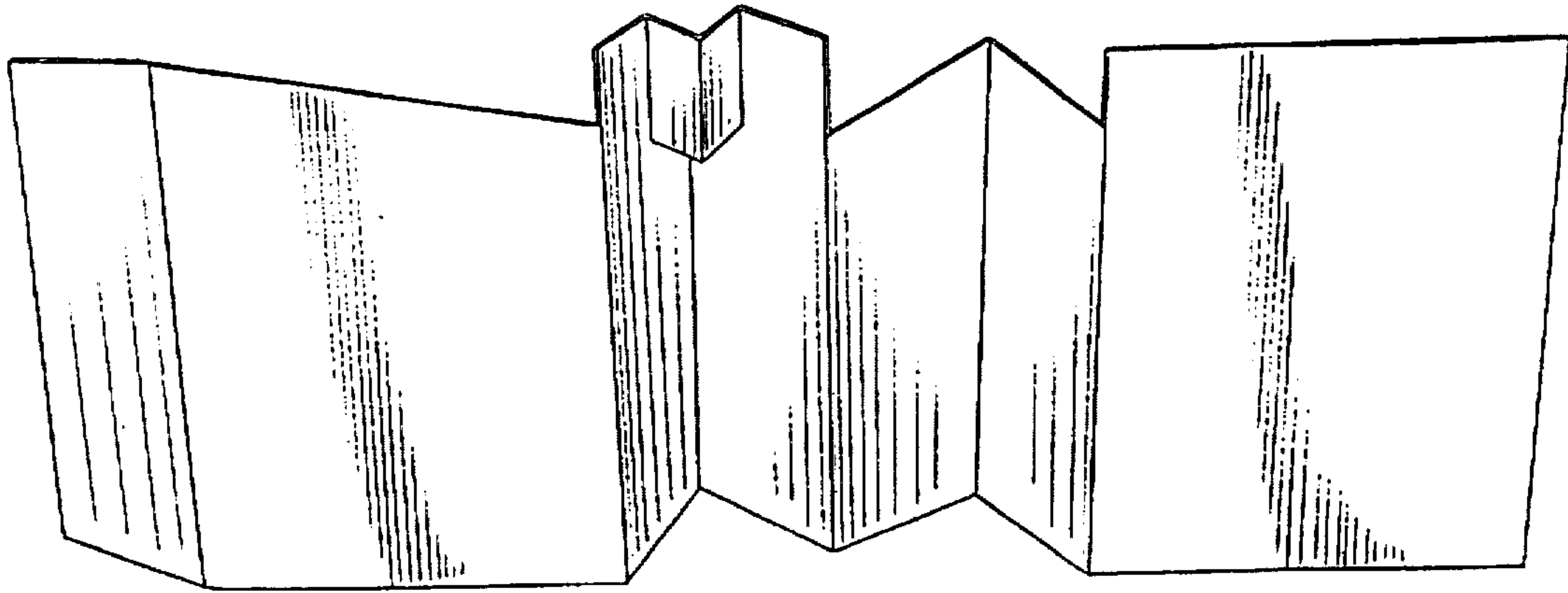


FIG. 2



FIG. 3

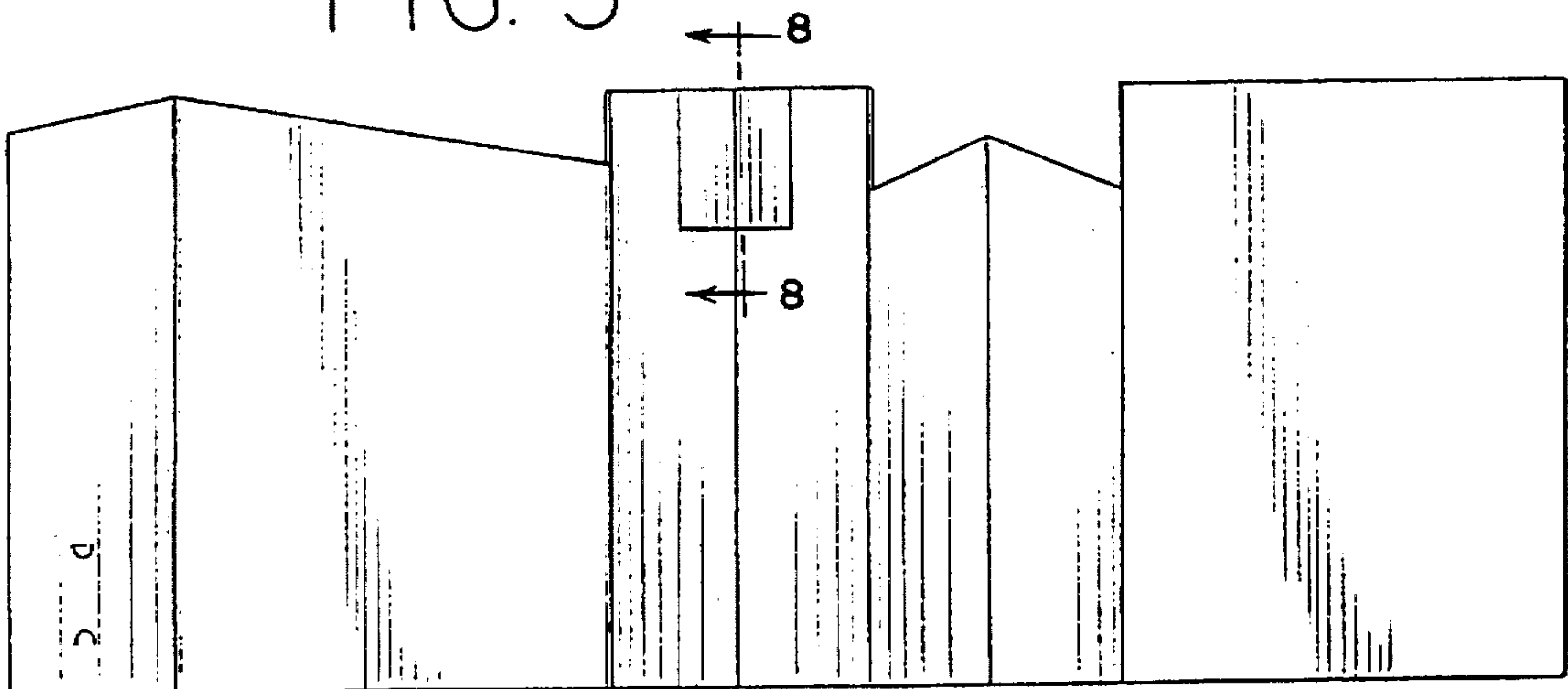


FIG. 4




FIG. 5




FIG. 6

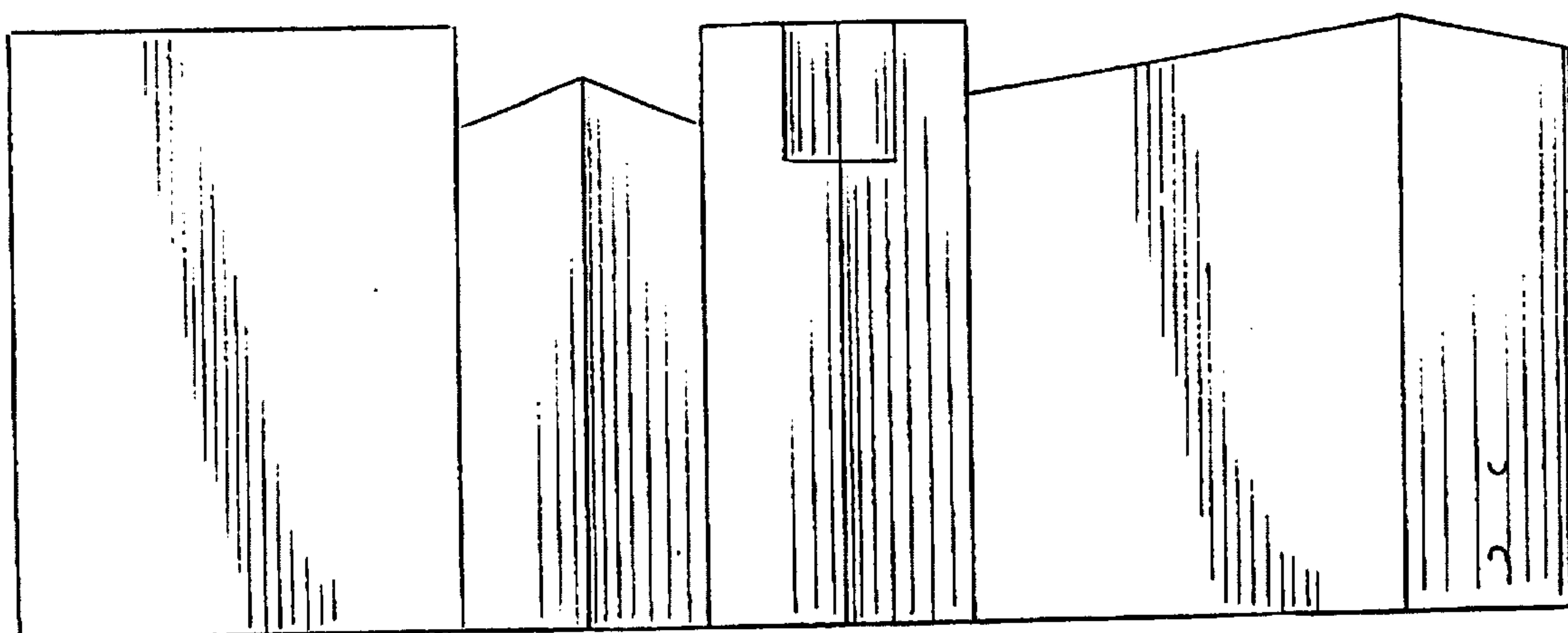


FIG. 7



FIG. 8

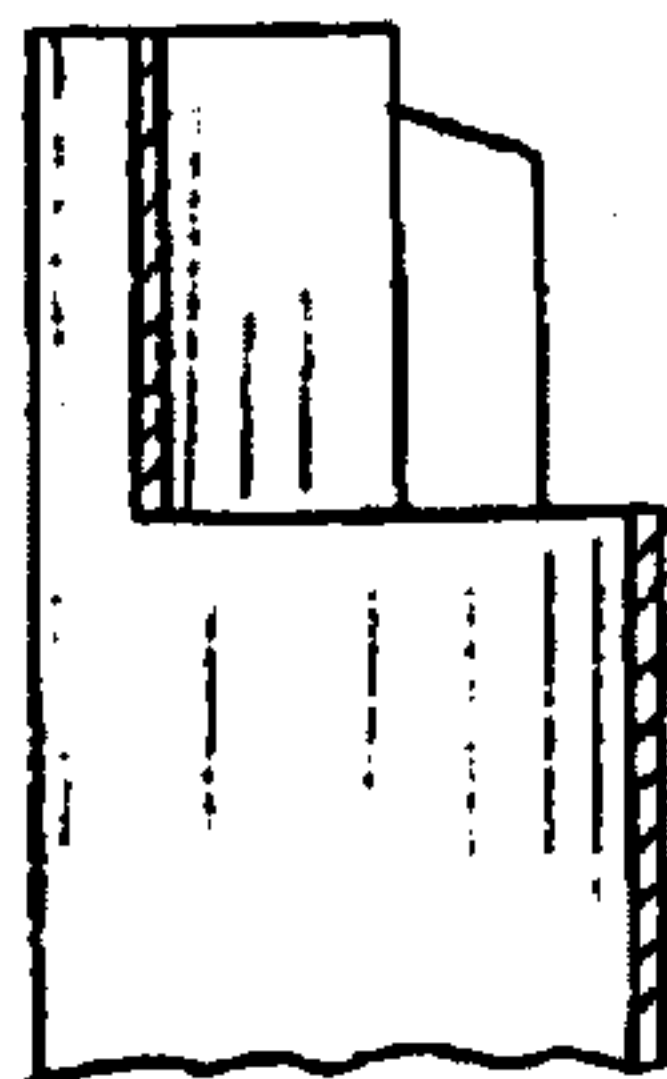
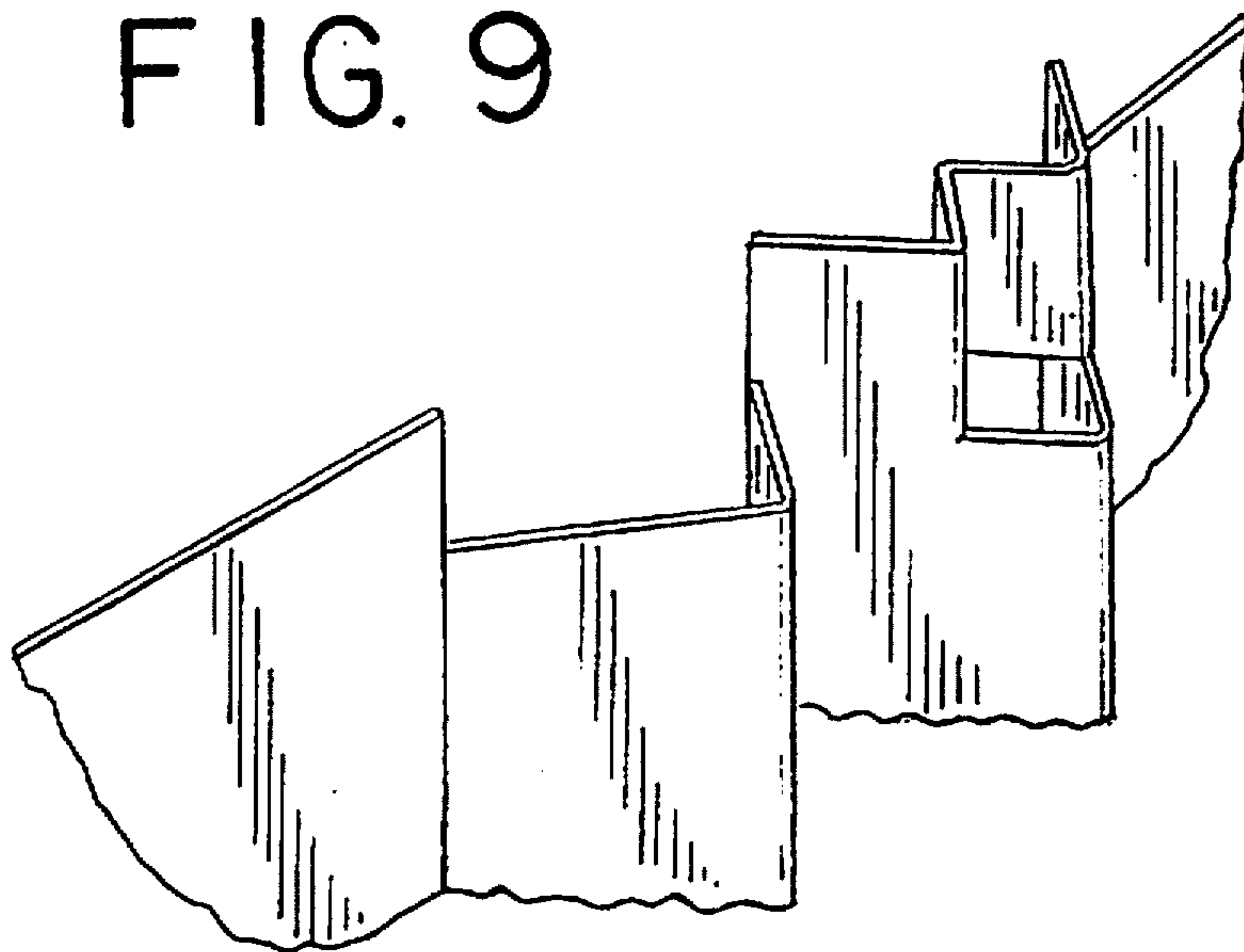


FIG. 9



UNITED STATES PATENT AND TRADEMARK OFFICE
CERTIFICATE OF CORRECTION

PATENT NO. : Des. 397,362
DATED : **August 25, 1998**
INVENTOR(S) : **Jerome H. Rafferty**

It is certified that error appears in the above-identified patent and that said Letters Patent is hereby corrected as shown below:

For convenience of illustration, the claimed design is Fragmentarily shown in Figure 9 --. (Deleted from Figure 9 description)

In the line beginning with "Fig. 7" after the punctuation ";" delete the word "and"

In the line beginning with "Fig. 8" after the word "Fig. 3" delete the punctuation "." and substitute with "; and ,"

After the line beginning with "Fig. 8" add a new line: --
Fig. 9 is a top rear perspective view thereof, --.
convenience of illustration, is fragmentarily shown.--

Signed and Sealed this
Fourth Day of May, 1999

Attest:



Q. TODD DICKINSON

Attesting Officer

Acting Commissioner of Patents and Trademarks