



US00D397359S

United States Patent [19]

[11] Patent Number: **Des. 397,359**

Bedol et al.

[45] Date of Patent: ****Aug. 25, 1998**

[54] COMBINATION HOLE PUNCH AND ELECTRONIC UNIT

[75] Inventors: **Mark A. Bedol**, P.O. Box 1268, Claremont, Calif. 91711; **Edward Wong**, Alhambra, Calif.

[73] Assignee: **Mark A. Bedol**, Claremont, Calif.

[**] Term: **14 Years**

[21] Appl. No.: **75,521**

[22] Filed: **Aug. 14, 1997**

[51] LOC (6) CL **19-02**

[52] U.S. Cl. **D19/72; D19/40; D19/36; D19/65; D10/64**

[58] Field of Search **D10/61, 62, 64, D10/70, 71; D19/35, 36, 37, 40, 65, 72, 95, 99, 100; 83/167, 454, 465, 467, 560, 588, 599, 618, 620, 633; 30/123, 356; 402/1, 4**

[56] References Cited

U.S. PATENT DOCUMENTS

D. 231,262	4/1974	Lichter	D19/72
D. 354,770	1/1995	Bedol	D19/32 X
D. 375,758	11/1996	Osiecki et al.	D19/32
D. 384,101	9/1997	Osiecki et al.	D19/32
2,077,232	4/1937	Grahek, Sr.	D19/72 X

2,105,233	1/1938	Shade	402/1 X
3,975,105	8/1976	Cline	402/1
4,729,688	3/1988	Manz	402/1
5,209,592	5/1993	Bedol	402/4 X
5,340,229	8/1994	Schwartzman	402/4
5,409,319	4/1995	Bedol	402/1
5,553,958	9/1996	Bedol	402/1
5,638,730	6/1997	Karlis	83/1

Primary Examiner—**Martie Thompson**

[57] CLAIM

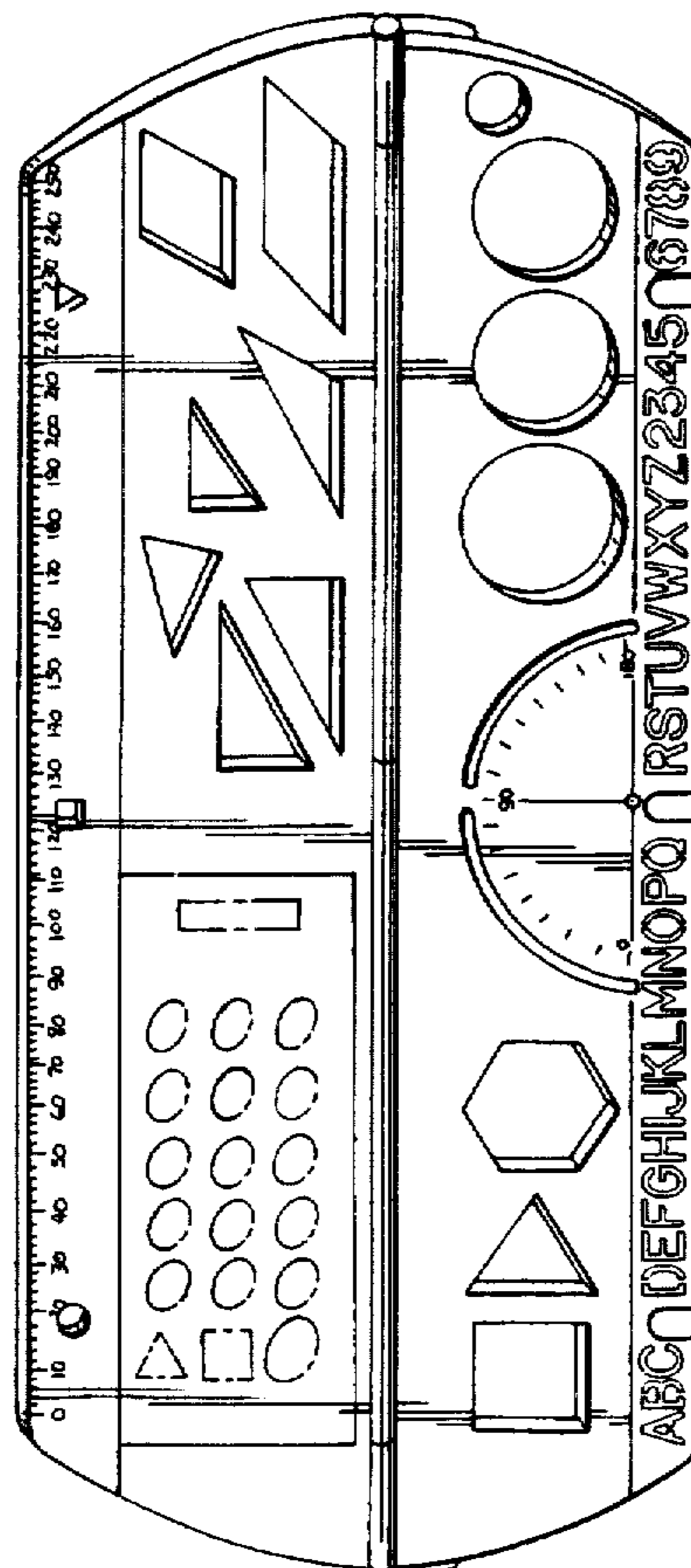
The ornamental design for a combination hole punch and electronic unit, as shown and described.

DESCRIPTION

FIG. 1 is a front, left, top perspective view of a combination hole punch and electronic unit, showing our new design; FIG. 2 is a left side view thereof; FIG. 3 is a bottom view thereof; FIG. 4 is a rear elevational view thereof; FIG. 5 is a left side view thereof; FIG. 6 is a view 6—6 of FIG. 3 thereof; and, FIG. 7 is a bottom view of the paper punch not fully extended thereof.

The top view of the claimed article is a mirror image of the bottom view. The structure depicted by means of broken lines in FIG. 1 has been shown for illustrative purposes only and forms no part of the claimed design.

1 Claim, 2 Drawing Sheets



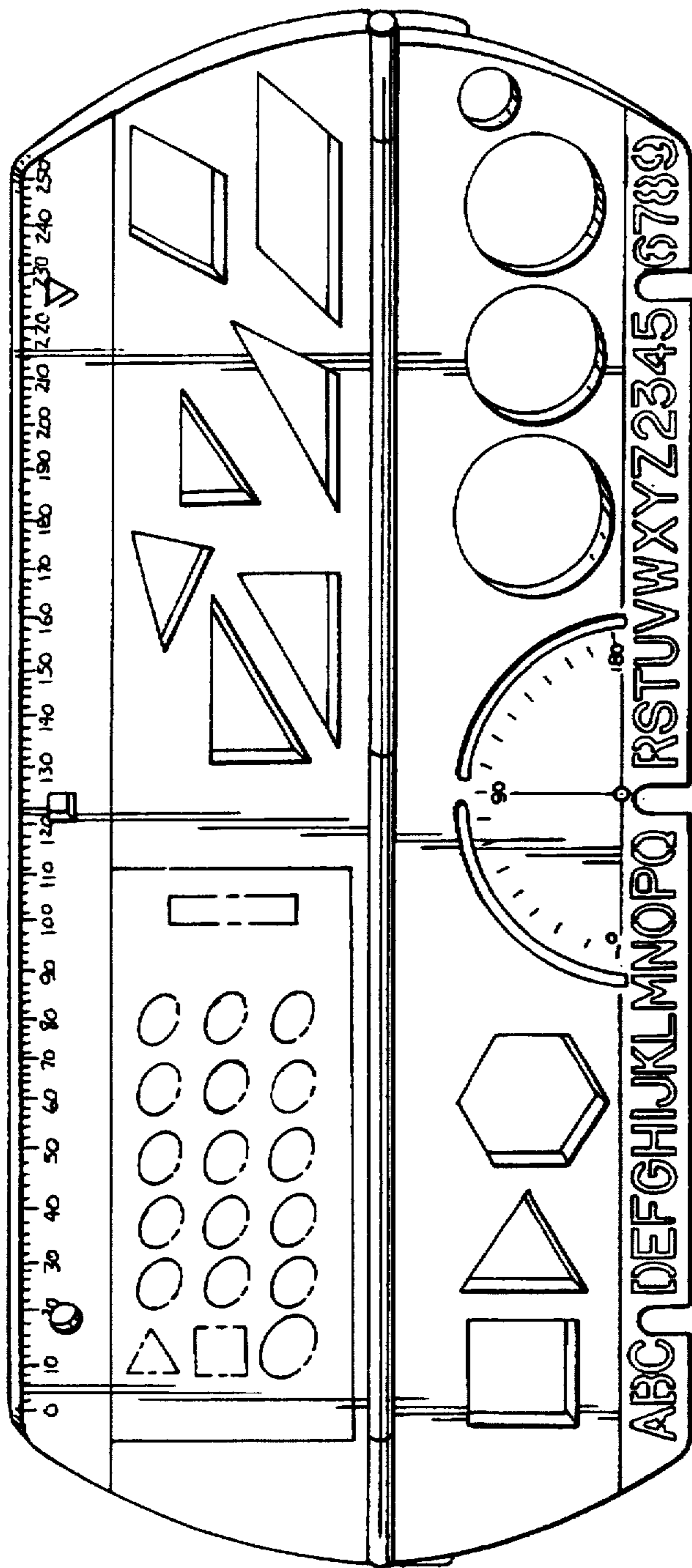


Fig. 1



Fig. 2

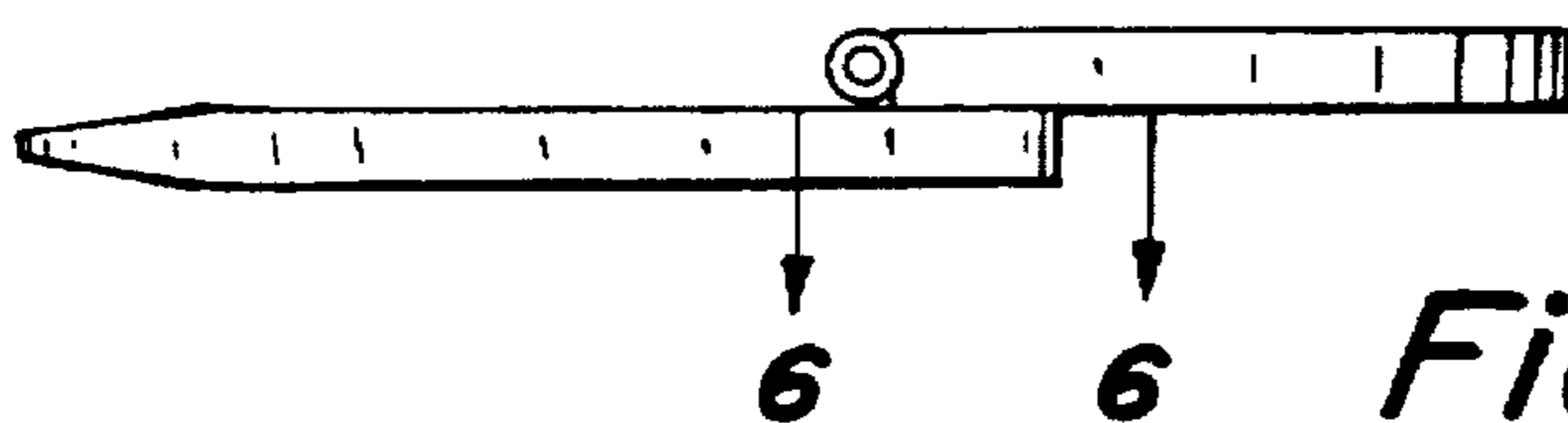


Fig. 3




Fig. 4

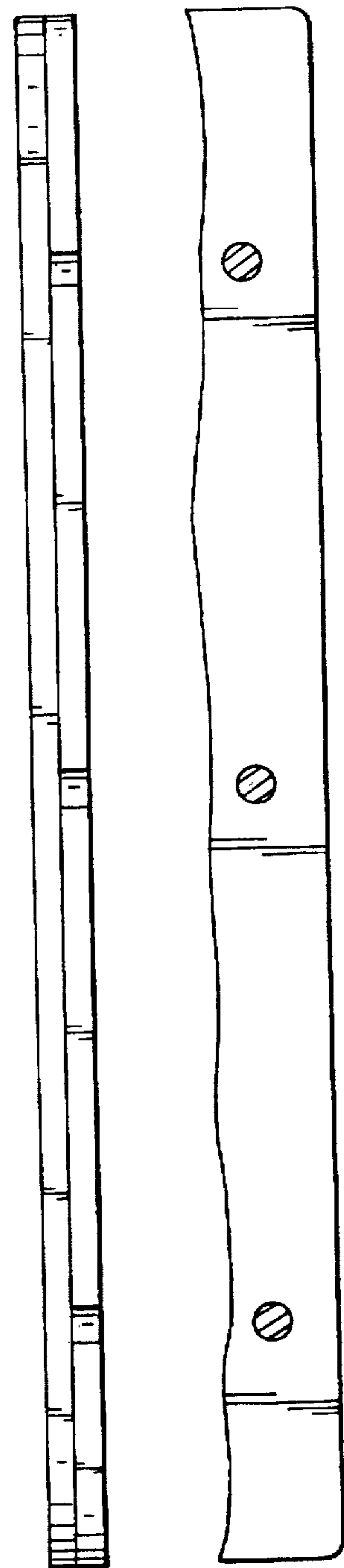


Fig. 5 Fig. 6

Fig. 7

