



US00D397337S

# United States Patent [19]

Lindeman et al.

[11] Patent Number: **Des. 397,337**

[45] Date of Patent: **\*\*Aug. 25, 1998**

[54] **PORTABLE TELEPHONE**

[75] Inventors: **Phillip E. Lindeman, Gurnee; Steven M. Mina, Lake Villa; Thomas E. Paulick, Palatine, all of Ill.**

[73] Assignee: **Motorola, Inc., Schaumburg, Ill.**

[\*\*] Term: **14 Years**

[21] Appl. No.: **75,205**

[22] Filed: **Aug. 8, 1997**

### Related U.S. Application Data

[62] Division of Ser. No. 54,069, Aug. 21, 1996.

[51] LOC (6) Cl. .... **14-03**

[52] U.S. Cl. .... **D14/138**

[58] Field of Search ..... D14/137, 138, D14/147-148, 247-248, 250, 240, 140-142, 114; 379/368, 419, 420, 428, 440, 433, 434; 455/550, 575, 90, 556, 558

### [56] References Cited

#### U.S. PATENT DOCUMENTS

D. 313,413	1/1991	Langton	.....	D14/138
D. 334,926	4/1993	Hunt et al.	.....	D14/138
D. 353,809	12/1994	Nuovo et al.	.....	D14/138
D. 356,561	3/1995	Berry	.....	D14/138
D. 356,562	3/1995	Nuovo	.....	D14/138
D. 361,328	8/1995	White	.....	D14/138
D. 362,249	9/1995	Burstedt et al.	.....	D14/138

D. 364,160	11/1995	Seki	.....	D14/147 X
D. 372,237	7/1996	Nagele et al.	.....	D14/138
D. 373,764	9/1996	Nagele et al.	.....	D14/138
D. 374,006	9/1996	Tattari	.....	D14/138
D. 374,007	9/1996	Tattari	.....	D14/138
4,672,685	6/1987	Phillips et al.	.....	455/90 X

#### FOREIGN PATENT DOCUMENTS

405095300 A 4/1993 Japan ..... 455/89

#### OTHER PUBLICATIONS

Mobile Office Magazine's Cellular Buyer's Guide, Uniden ad, Reader Service Card #10, Feb. 1995.

Mobile Office Magazine's Cellular Buyer's Guide, "Cellular Phone Directories", vol. 5, No. 1, pp. 50-71, Feb. 1995.

Primary Examiner—Jeffrey Asch

Attorney, Agent, or Firm—Donald C. Kordich; John J. Oskorep; Lalita P. Williams

#### [57] CLAIM

The ornamental design for the portable telephone, as shown and described.

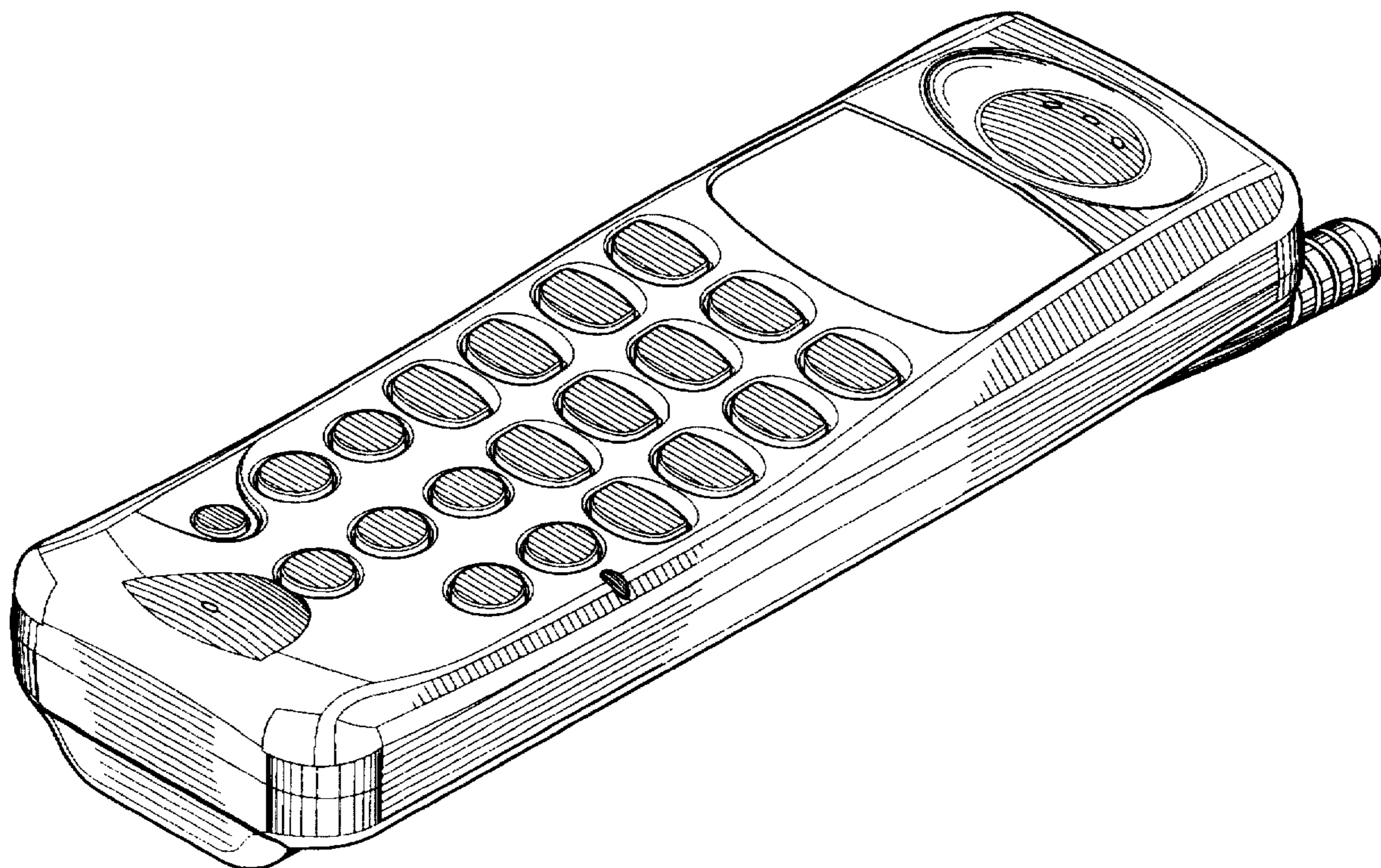
#### DESCRIPTION

FIG. 1 is a perspective view of the portable telephone; FIG. 2 is a top plan view of the portable telephone shown in FIG. 1;

FIG. 3 is a left elevational view of the portable telephone shown in FIG. 1; and,

FIG. 4 is a rear elevational view of the portable telephone shown in FIG. 1.

**1 Claim, 2 Drawing Sheets**



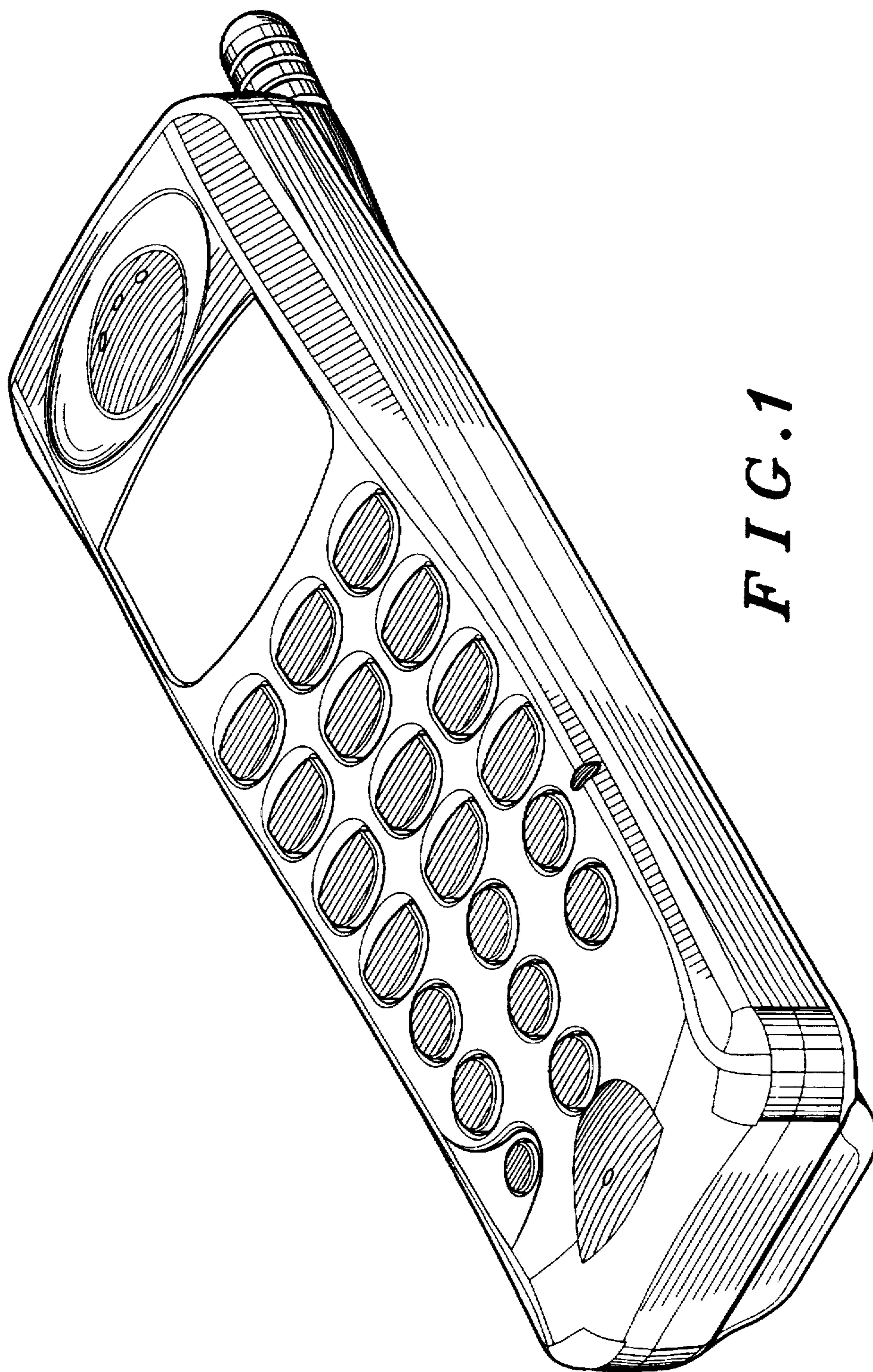

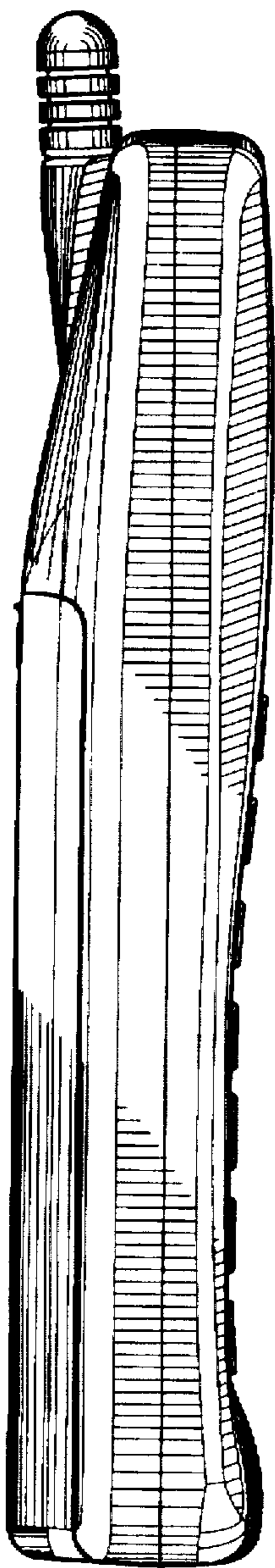


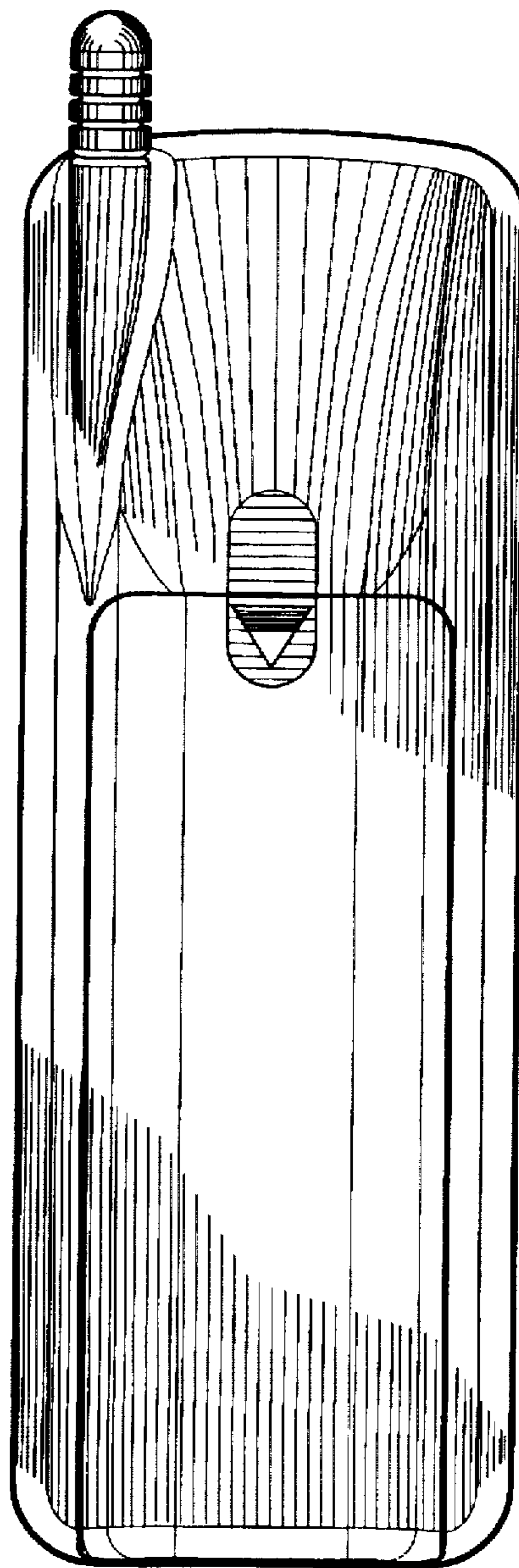
FIG. 1



*FIG. 2*



*FIG. 3*



*FIG. 4*