



US00D397331S

**United States Patent** [19]  
**Ryan**

[11] **Patent Number: Des. 397,331**  
[45] **Date of Patent: \*\*Aug. 25, 1998**

- [54] **COMPUTER SCREEN WITH A SET OF ICONS**
- [75] **Inventor: Chris Ryan, Mountain View, Calif.**
- [73] **Assignee: Sun Microsystems, Inc., Palo Alto, Calif.**
- [\*\*] **Term: 14 Years**
- [21] **Appl. No.: 73,101**
- [22] **Filed: Jun. 30, 1997**
- [51] **LOC (6) Cl. .... 14-02**
- [52] **U.S. Cl. .... D14/114.9**
- [58] **Field of Search ..... D14/114, 114.1-114.9; D19/6; D10/11; D18/24, 27; 395/326, 339-57**

[56] **References Cited**

**U.S. PATENT DOCUMENTS**

- D. 295,763 5/1988 Wells-Papanek et al. .... D18/27
- D. 297,243 8/1988 Wells-Papanek et al. .... D18/27
- D. 341,848 11/1993 Bigelow et al. .... D18/27

**OTHER PUBLICATIONS**

Microsoft Word Quick Results Guide, Microsoft, window, p. 27, 1993.  
 Hypercard User's Guide, Apple Software, screen, p.i, screen, p. 17, 1988.

(List continued on next page.)

*Primary Examiner*—M. H. Tung  
*Attorney, Agent, or Firm*—Skadden, Arps, Slate, Meagher & Flom, LLP; Ronald S. Laurie; Joseph Yang

[57] **CLAIM**

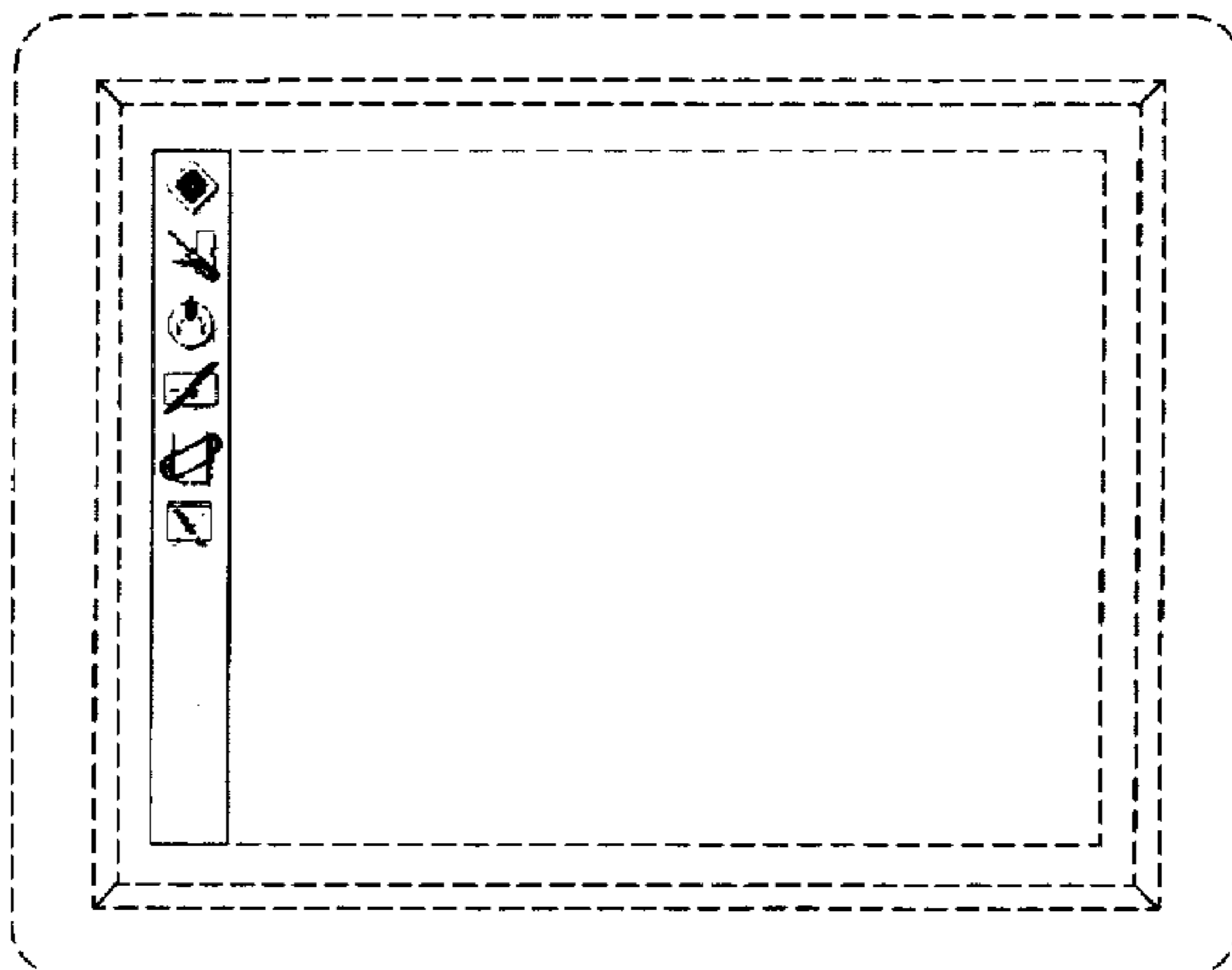
The ornamental design for a computer screen with a set of icons, as shown and described.

**DESCRIPTION**

FIG. 1 is a front view of a computer screen with a set of icons of the present invention;  
 FIG. 2 is an enlarged view of the first icon of the set, the icon is shown separately for clarity of illustration;

FIG. 3 is a second embodiment thereof, the enlarged view is of a variation of the first icon of the set, the icon is shown separately for clarity of illustration;  
 FIG. 4 is a third embodiment thereof, the enlarged view is of a variation of the first icon of the set, the icon is shown separately for clarity of illustration;  
 FIG. 5 is an enlarged view of the second icon of the set, the icon is shown separately for clarity of illustration;  
 FIG. 6 is a fourth embodiment thereof, the enlarged view of a variation of the second icon of the set, the icon is shown separately for clarity of illustration;  
 FIG. 7 is a fifth embodiment thereof, the enlarged view is of a variation of the second set icon of the set, the icon is shown separately for clarity illustration;  
 FIG. 8 is an enlarged view of the third icon of the set the icon is shown separately for clarity of illustration;  
 FIG. 9 is a sixth embodiment thereof, the enlarged view is of a variation of the third icon of the set, the icon is shown separately for clarity of illustration;  
 FIG. 10 is a seventh embodiment thereof, the enlarged view is of a variation of the third icon of the set, the icon is shown separately for clarity of illustration;  
 FIG. 11 is an enlarged view of the fourth icon of the set, the icon is shown separately for clarity of illustration;  
 FIG. 12 is an eighth embodiment thereof, the enlarged view is of a variation of the fourth icon of the set, the icon is shown separately for clarity of illustration;  
 FIG. 13 is a ninth embodiment thereof, the enlarged view is of a variation of the fourth icon of the set, the icon is shown separately for clarity of illustration;  
 FIG. 14 is an enlarged view of the fifth icon of the set, the icon is shown separately for clarity of illustration;  
 FIG. 15 is a tenth embodiment thereof, the enlarged view is of a variation of the fifth icon of the set, the icon is shown separately for clarity of illustration;  
 FIG. 16 is a eleventh embodiment thereof, the enlarged view is of a variation of the fifth icon of the set, the icon is shown separately for clarity of illustration;  
 FIG. 17 is an enlarged view of the sixth icon of the set, the icon is shown separately for clarity of illustration;  
 FIG. 18 is a twelfth embodiment thereof, the enlarged view is of a variation of the sixth icon of the set, the icon is shown separately for clarity of illustration; and,  
 FIG. 19 is a thirteenth embodiment thereof, the enlarged view is of a variation of the sixth icon of the set, the icon is shown separately for clarity of illustration.

**1 Claim, 2 Drawing Sheets**



**OTHER PUBLICATIONS**

**My professional Mail Manager Getting Started Quickly Card, window, p. 2, 1994.**

**Microsoft Windows 3.1 User's Guide, Microsoft, windows, p. 3, windows and icons, p. 46, 1992.**

**hDC Windows Express Editor Manual, hDC Corp., window, p. 37, 1988.**

**Daytimer Organizer for Windows User's Guide, Day Timers Inc., button bars, back cover, 1994.**

**Anytime for Windows 3.0 User's Guide, Individual Software, tool bar buttons, pp. 2-3, 1995.**

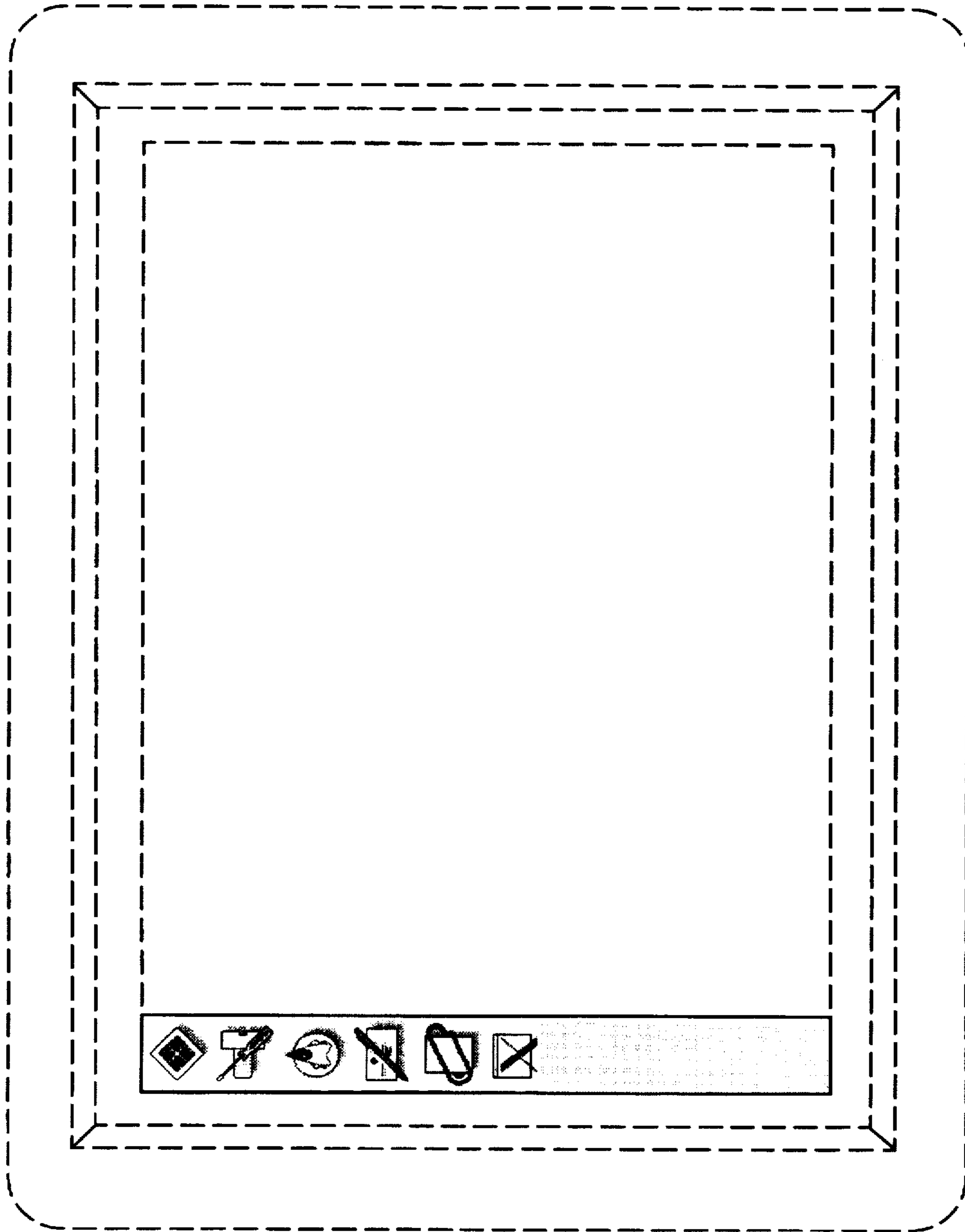


Fig. 1



Fig. 2




Fig. 3



Fig. 4

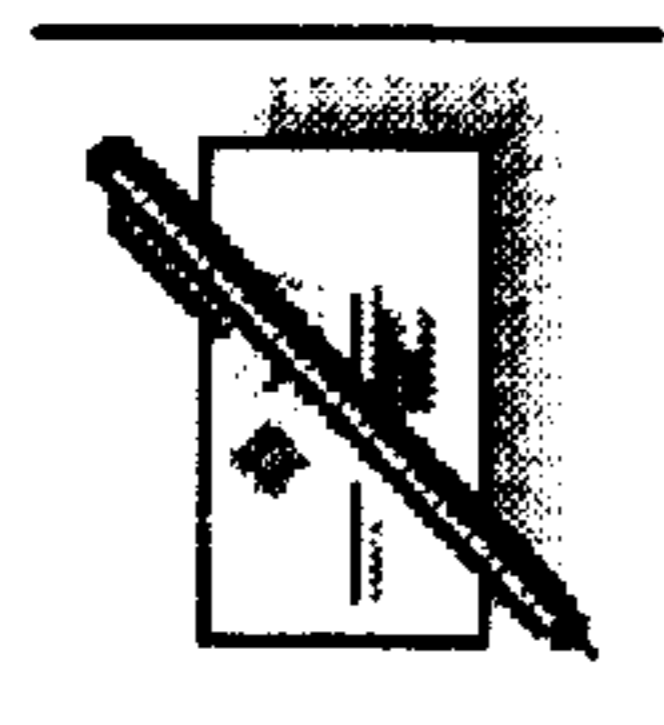


Fig. 11




Fig. 12




Fig. 13

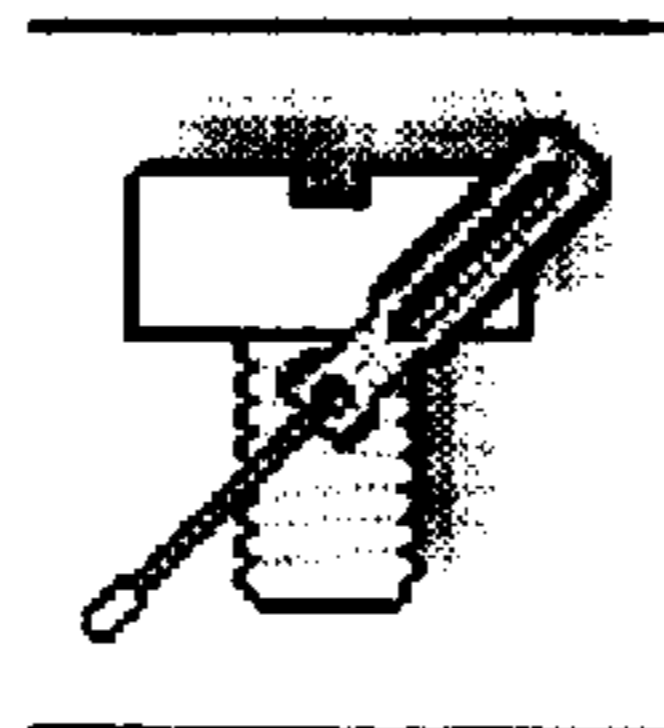


Fig. 5




Fig. 6




Fig. 7



Fig. 14




Fig. 15

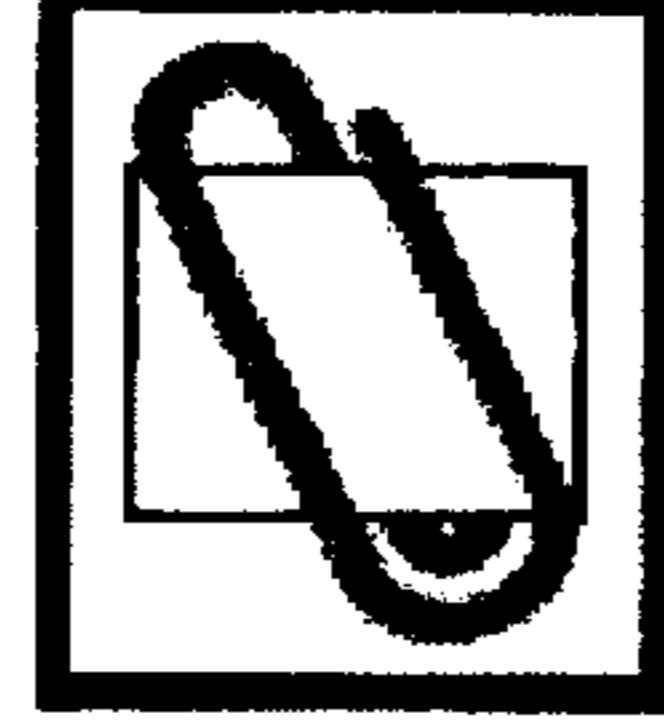


Fig. 16



Fig. 8




Fig. 9



Fig. 10




Fig. 17




Fig. 18




Fig. 19