



US00D397319S

# United States Patent [19] Hoagland, IV

[11] Patent Number: **Des. 397,319**  
[45] Date of Patent: **\*\*Aug. 25, 1998**

[54] **MOTORCYCLE MUFFLER**  
[76] Inventor: **Calvin C. Hoagland, IV**, 6 Widewater Rd., Hilton Head Island, S.C. 29926-2021  
[\*\*] Term: **14 Years**  
[21] Appl. No.: **79,709**  
[22] Filed: **Nov. 12, 1997**

D. 266,167 9/1982 Lindbrandt ..... D12/5  
D. 266,833 11/1982 Wharton ..... D12/83  
D. 273,373 4/1984 Levine et al. .... D12/83  
D. 332,838 1/1993 Lu ..... D6/28  
D. 348,645 7/1994 Hitchcock et al. .... D12/197  
D. 353,357 12/1994 Weinberg et al. .... D12/197  
D. 390,507 2/1998 Hoagland ..... D12/126  
618,634 1/1899 Young et al. .... 296/21  
3,021,757 9/1962 Ellis, Jr. .... 359/508  
5,521,340 5/1996 Thawani et al. .... 181/227 X  
5,611,409 3/1997 Arseneau ..... 181/228

### Related U.S. Application Data

[62] Division of Ser. No. 58,301, Jul. 11, 1996, Pat. No. Des. 390,507.  
[51] **LOC (6) Cl.** ..... **12-16**  
[52] **U.S. Cl.** ..... **D12/194**  
[58] **Field of Search** ..... D12/194, 110; 181/227, 232, 228, 249, 264, 282, 347

### OTHER PUBLICATIONS

Drag Specialties Catalog, ©1995, pp. 131 & 135 The Samson Muffler, DS-202139 & The Supertrapp Muffler Silencers.

*Primary Examiner*—Melody N. Brown  
*Attorney, Agent, or Firm*—Jacobson, Price, Holman & Stern, PLLC

### [56] References Cited

#### U.S. PATENT DOCUMENTS

D. 51,851 11/1918 Bloom ..... D9/439  
D. 58,630 8/1921 Ruckman ..... D12/197  
D. 104,786 7/1937 Lumiere ..... D12/83  
D. 149,122 10/1946 Goodwin ..... D12/194  
D. 178,648 9/1956 Collura ..... D12/189  
D. 190,025 4/1961 Stortz ..... D12/189  
D. 192,852 5/1962 Walker ..... D12/189  
D. 246,038 10/1977 Moller ..... D12/194  
D. 250,467 12/1978 O'Banion ..... D12/197


### [57] CLAIM

The ornamental design for a motorcycle muffler, as shown and described.

### DESCRIPTION

FIG. 1 is a perspective view showing my new design for a motorcycle muffler;  
FIG. 2 is a top plan view thereof;  
FIG. 3 is a rear view thereof; and,  
FIG. 4 is a front view thereof.

**1 Claim, 1 Drawing Sheet**



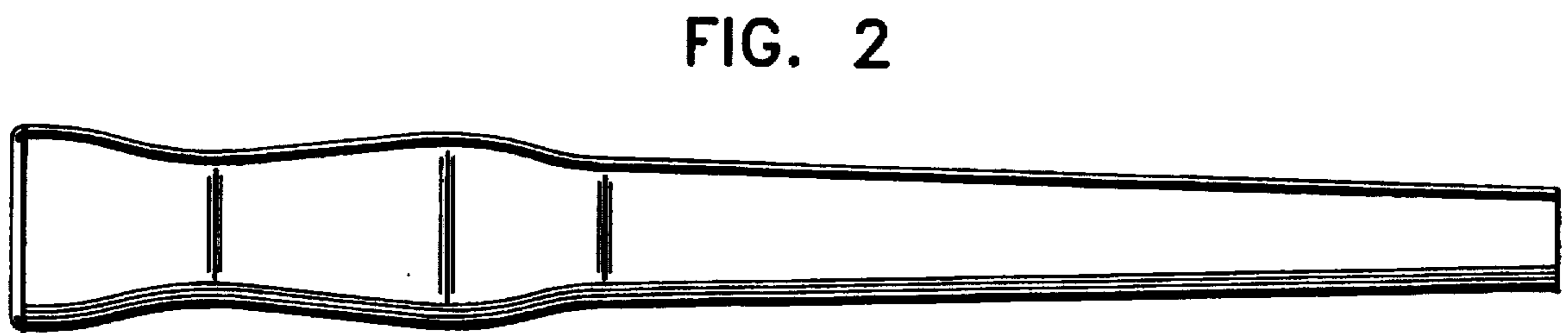
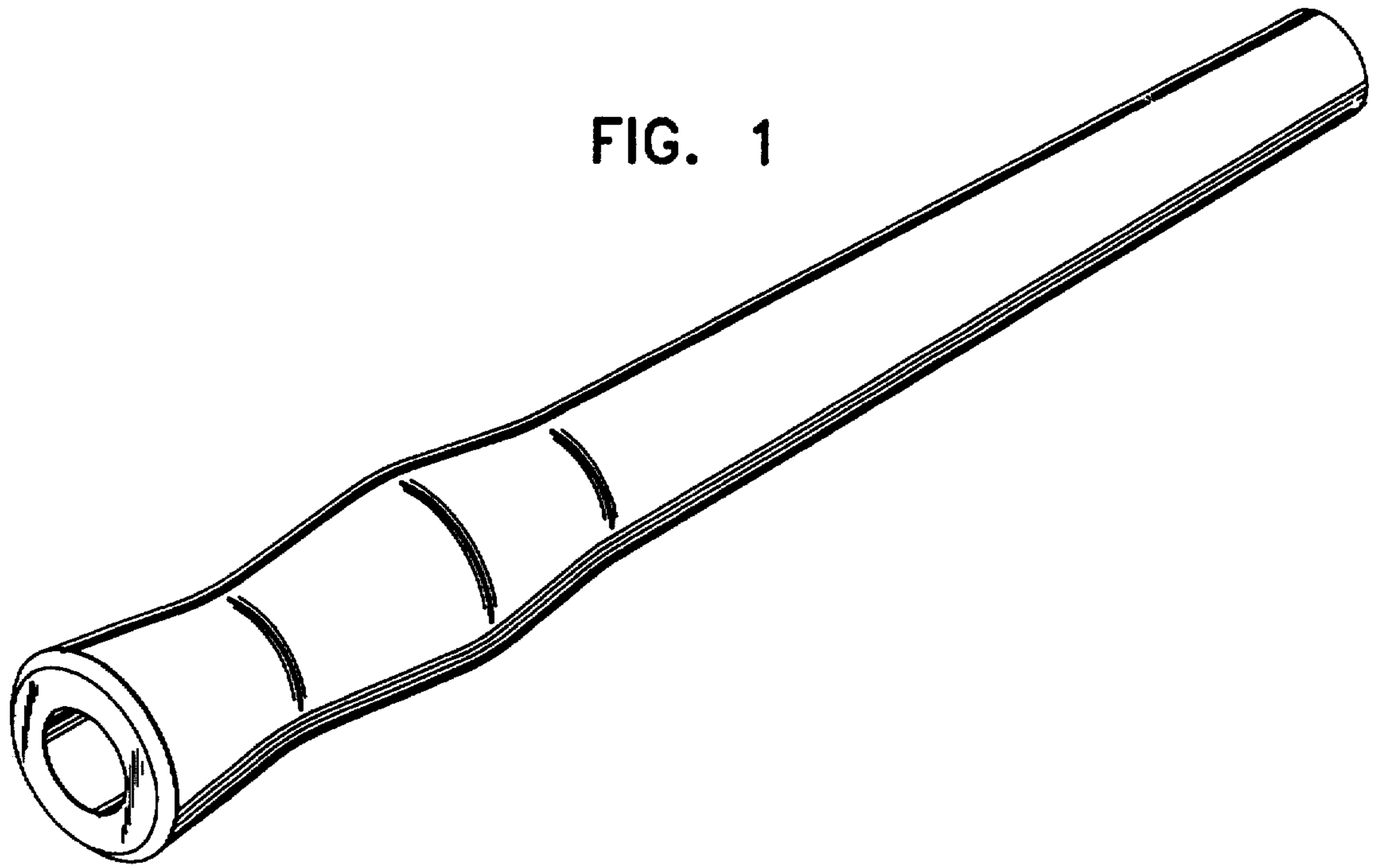


FIG. 3

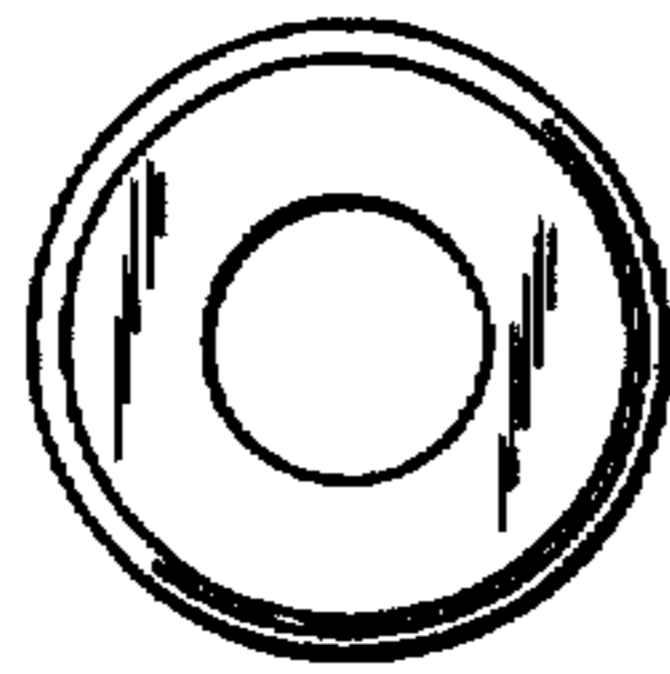


FIG. 4

