



US00D397313S

United States Patent [19]
Shenhav

[11] **Patent Number: Des. 397,313**
[45] **Date of Patent: **Aug. 25, 1998**

[54] **PENDANT**

[75] **Inventor: Eran Shenhav, Teich, Germany**

[73] **Assignee: Feeling The Collection
Schmuckwaren GmbH, Pforzheim,
Germany**

[**] **Term: 14 Years**

[21] **Appl. No.: 76,182**

[22] **Filed: Sep. 8, 1997**

Related U.S. Application Data

[63] **Continuation of Ser. No. 57,172, Jul. 18, 1996, Pat. No. Des. 387,695.**

Foreign Application Priority Data

Mar. 13, 1996 [JP] Japan 8-6883

[51] **LOC (6) Cl. 11-01**

[52] **U.S. Cl. D11/84; D11/68**

[58] **Field of Search D11/1, 2, 7, 14,
D11/79-85, 95-116, 48, 56; 63/1.1, 2, 18,
19, 20**

[56] **References Cited**

U.S. PATENT DOCUMENTS

D. 105,613 8/1937 Ragelmann .
D. 118,763 1/1940 Weiss .

D. 136,488 10/1943 Chemow .
D. 200,068 1/1965 Lederer D11/84
2,215,130 9/1940 Nye .

FOREIGN PATENT DOCUMENTS

5-37041 6/1993 Japan .
6-8730 3/1994 Japan .

OTHER PUBLICATIONS

Les Joyaux Magazine, Jul. 1985, p. 112.
Les Joyaux Magazine, May 1986, p. 112.

Primary Examiner—Ralf Seifert
Attorney, Agent, or Firm—Oliff & Berridge, PLC

[57] **CLAIM**

The ornamental design for pendant, as shown and described.

DESCRIPTION

FIG. 1 is a front view of a pendant showing my design, the broken line illustrating the environment in which the pendant may be used and forming no part of the claimed design, the environment being a generic necklace from which the pendant can hang;

FIG. 2 is a left-side view thereof;

FIG. 3 is a rear view thereof;

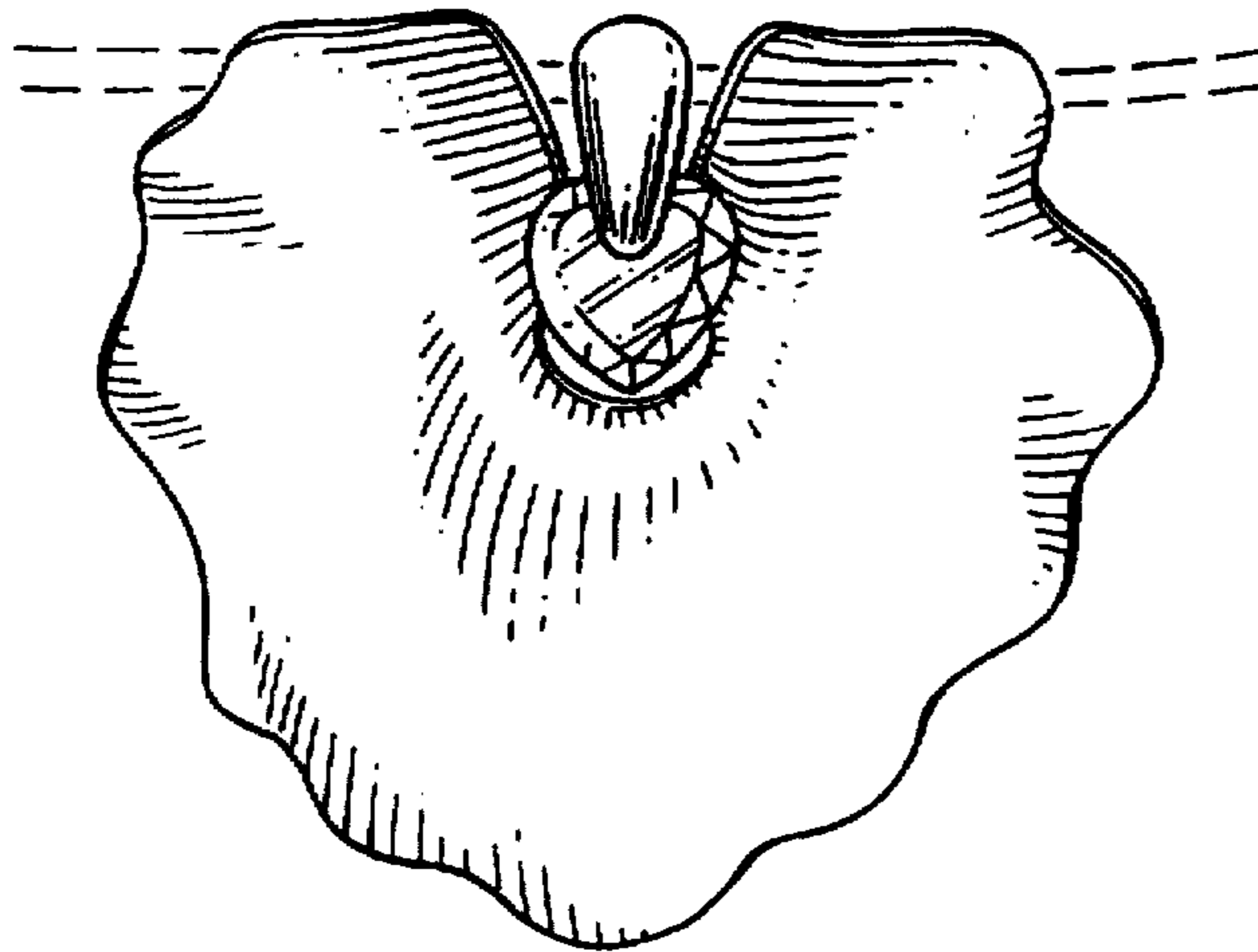
FIG. 4 is a perspective view thereof;

FIG. 5 is a top view thereof;

FIG. 6 is a bottom view thereof; and,

FIG. 7 is a right-side view thereof.

1 Claim, 2 Drawing Sheets



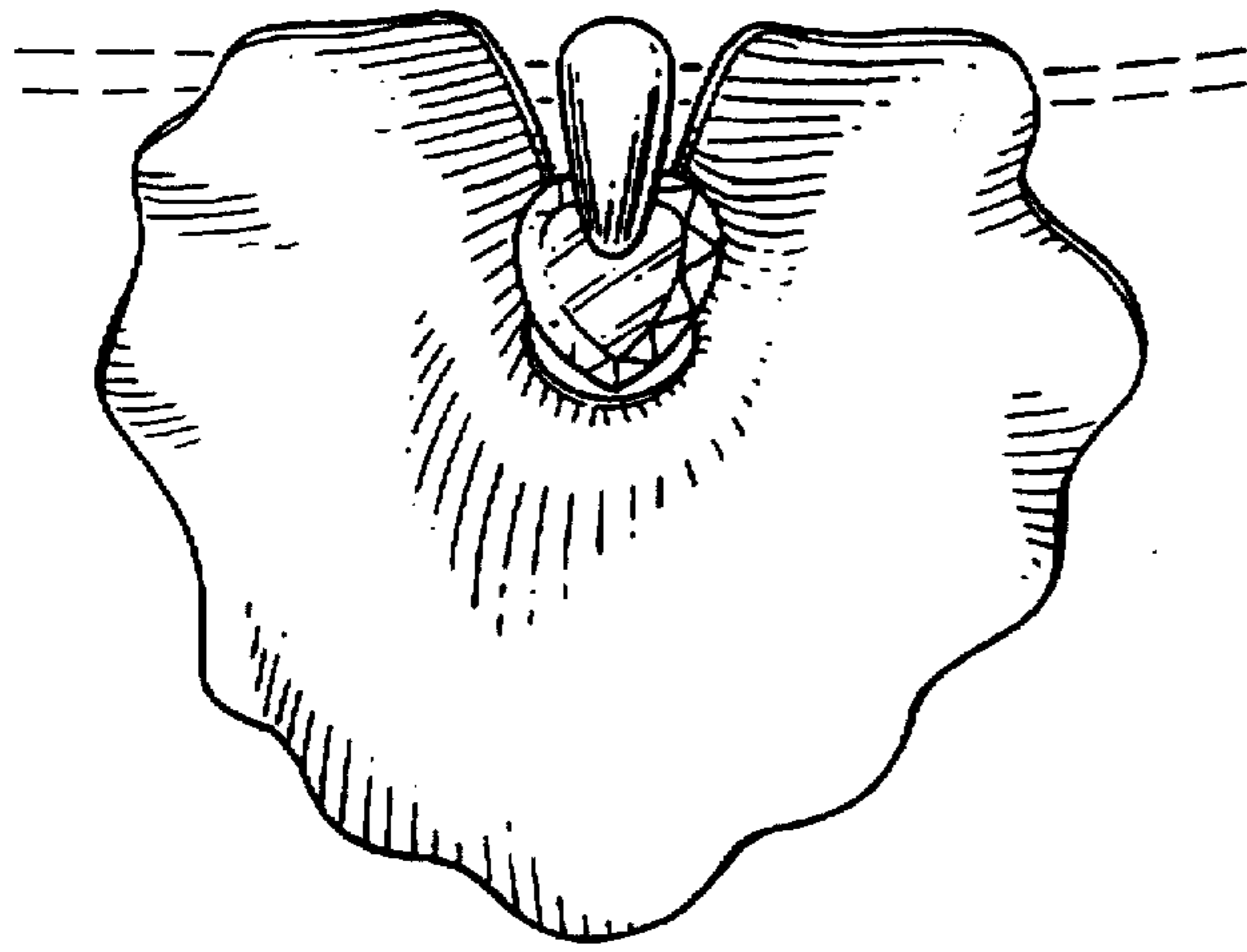


FIG. 1



FIG. 2

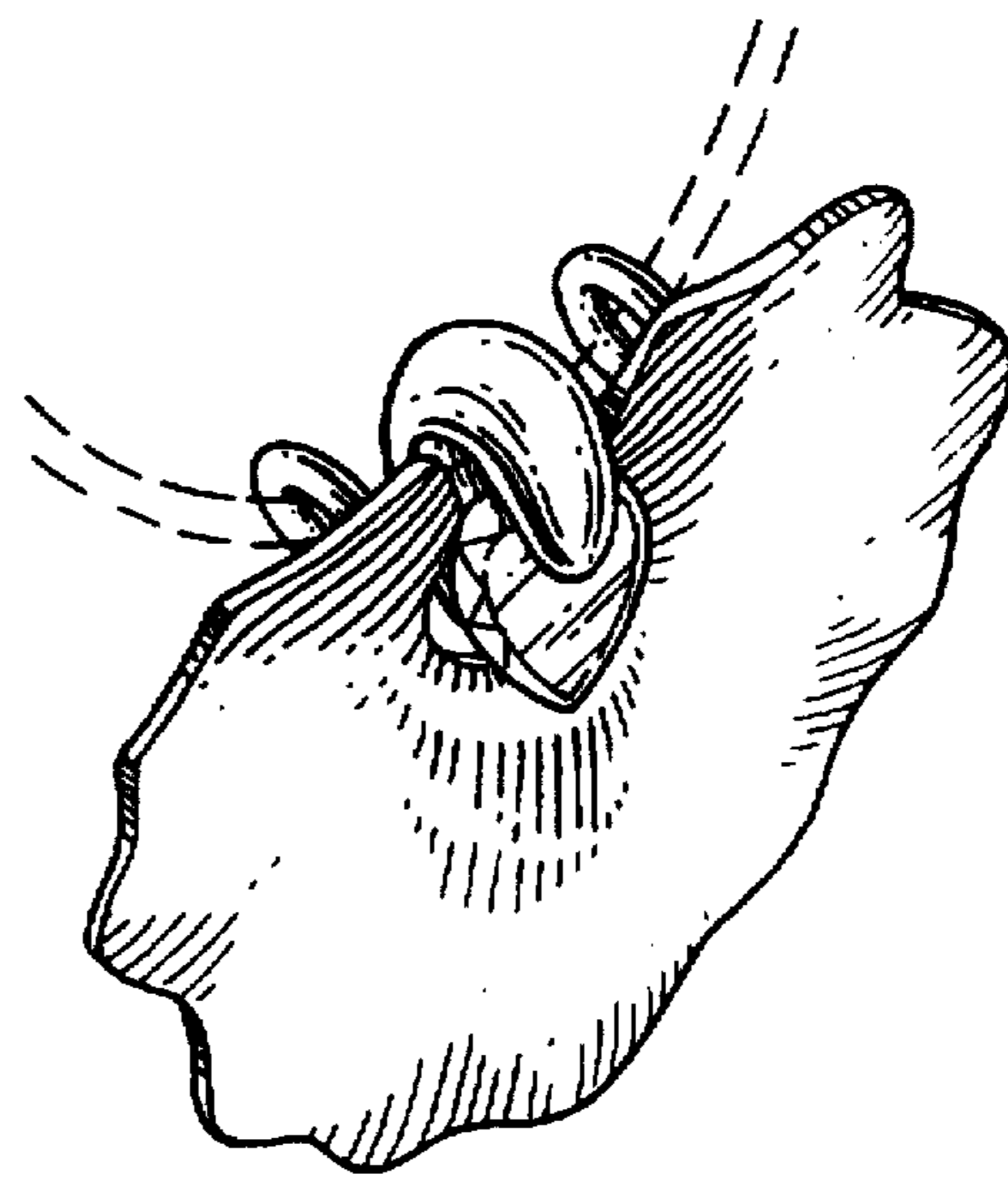


FIG. 4

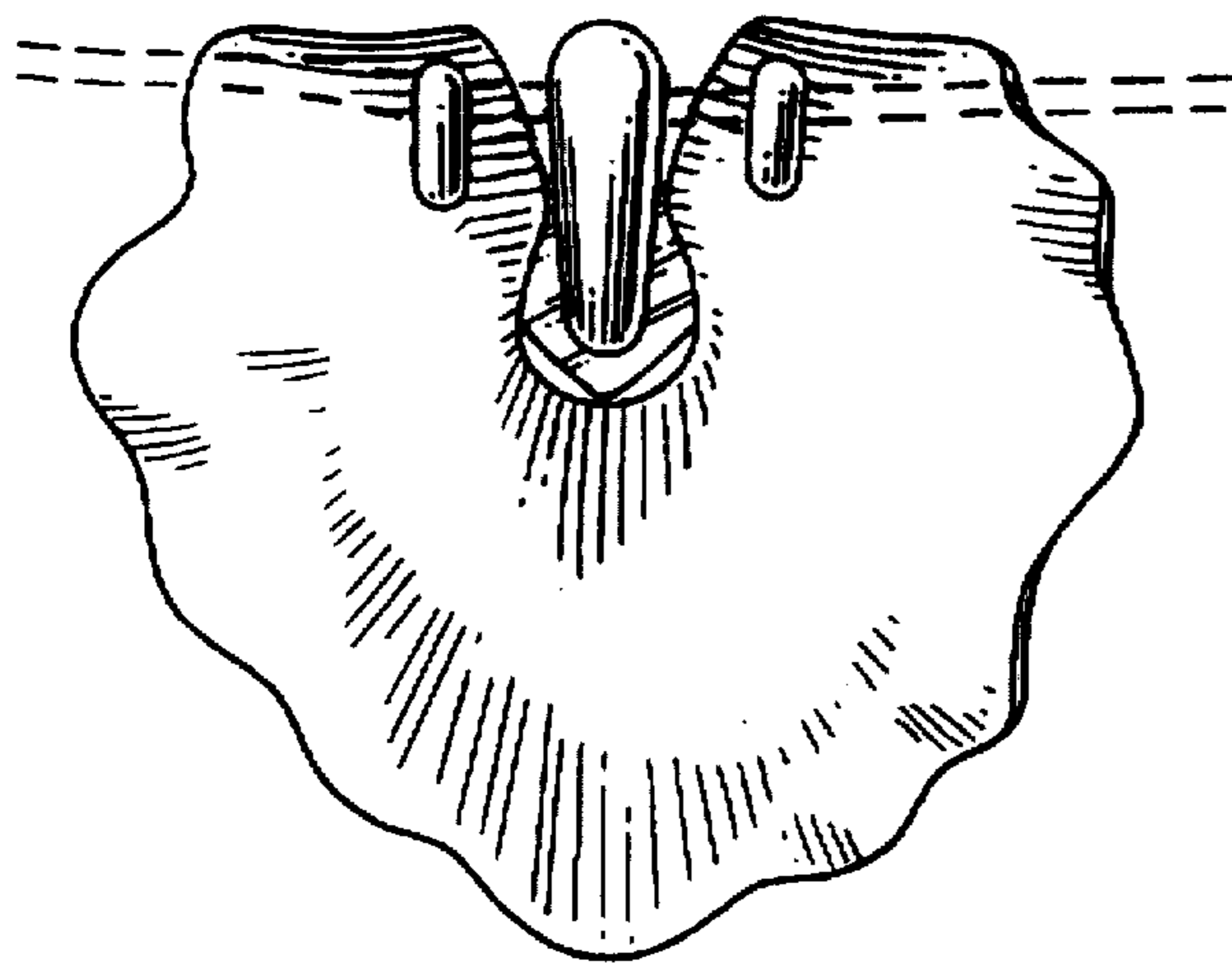


FIG. 3

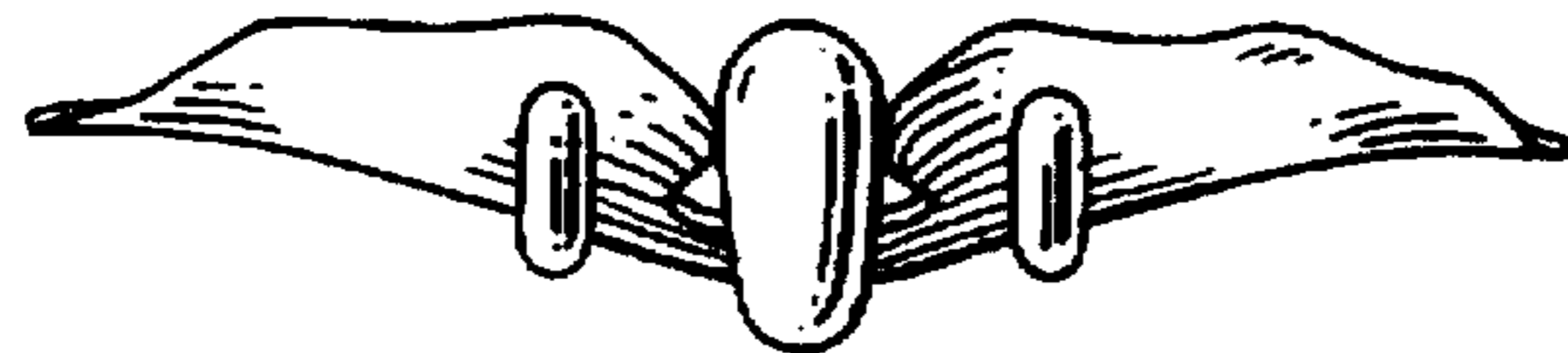


FIG. 5



FIG. 6



FIG. 7