



US00D397312S

**United States Patent** [19]  
**Shenhav**

[11] **Patent Number:** **Des. 397,312**  
[45] **Date of Patent:** **\*\*Aug. 25, 1998**

[54] **PENDANT**

[75] **Inventor:** Eran Shenhav, Teich, Germany

[73] **Assignee:** **Feeling The Collection  
Schmuckwaren GmbH, Pforzheim,  
Germany**

[\*\*] **Term:** **14 Years**

[21] **Appl. No.:** **76,178**

[22] **Filed:** **Sep. 8, 1997**

**Related U.S. Application Data**

[63] **Continuation of Ser. No. 57,173, Jul. 18, 1996, Pat. No. Des. 387,696.**

[30] **Foreign Application Priority Data**

Mar. 13, 1996 [JP] Japan ..... 8-6885

[51] **LOC (6) Cl.** ..... **11-01**

[52] **U.S. Cl.** ..... **D11/84**

[58] **Field of Search** ..... D11/1, 2, 7, 40-74,  
D11/79-85, 95-116; 63/1.1, 2, 18-20

[56] **References Cited**

**U.S. PATENT DOCUMENTS**

- D. 48,950 4/1916 Rosenberger .
- D. 134,029 10/1942 Philippe .
- D. 140,830 4/1945 Schraysshuen .
- D. 142,894 11/1945 Marrow .

- D. 146,503 3/1947 Katz .
- D. 200,068 1/1965 Lederer ..... D11/84
- D. 318,633 7/1991 Das .

**FOREIGN PATENT DOCUMENTS**

- 5-37041 6/1993 Japan .
- 6-8730 3/1994 Japan .

**OTHER PUBLICATIONS**

Les Joyaux Magazine, Jul. 1985, p. 112.  
Les Joyaux Magazine, May 1986, p. 112.

*Primary Examiner*—Ralf Seifert  
*Attorney, Agent, or Firm*—Oliff & Berridge, PLC

[57] **CLAIM**

The ornamental design for pendant, as shown and described.

**DESCRIPTION**

FIG. 1 is a front view of a pendant showing my design, the broken line illustrating the environment in which the pendant may be used and forming no part of the claimed design, the environment being a generic necklace from which the pendant can hang;

FIG. 2 is a left-side view thereof, the right-side view being a mirror image thereof;

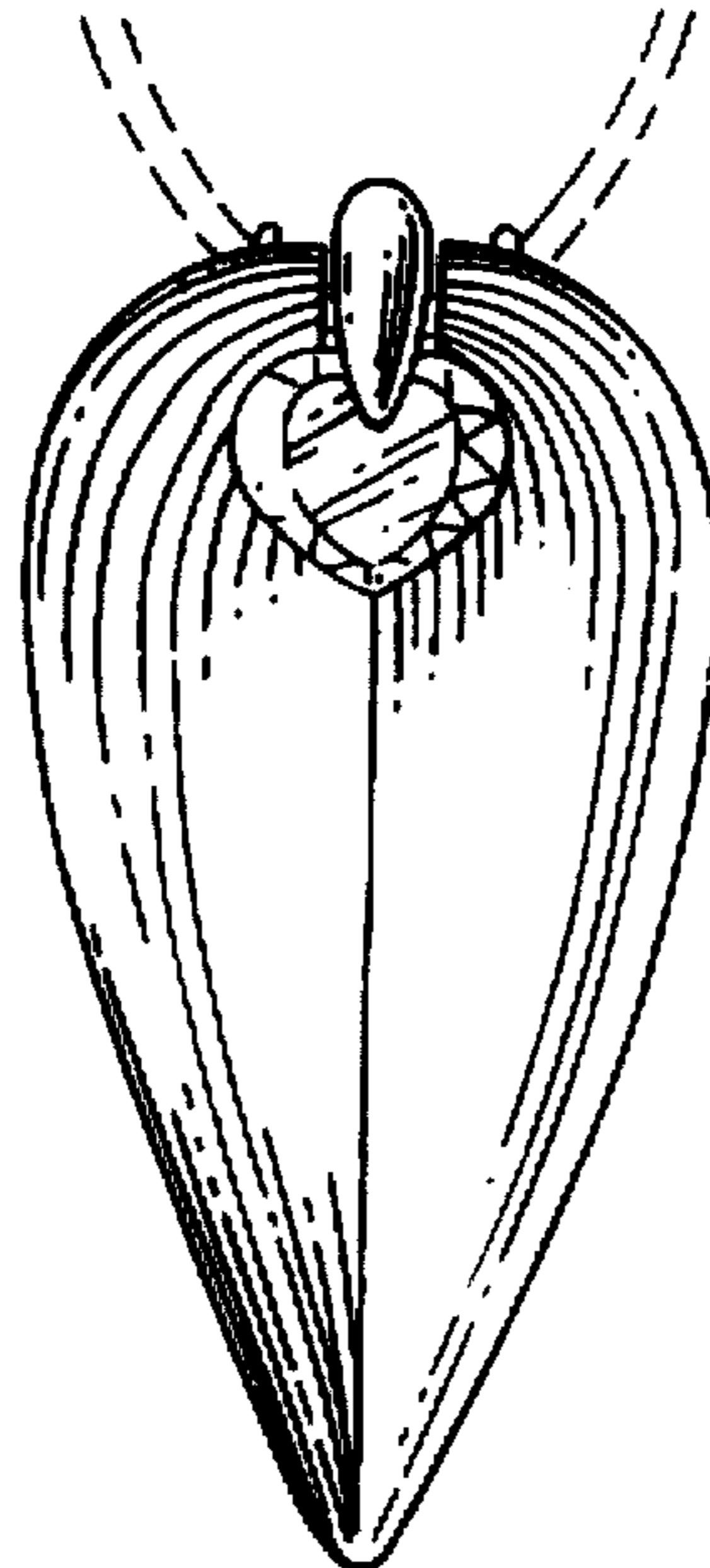
FIG. 3 is a rear view thereof;

FIG. 4 is a perspective view thereof;

FIG. 5 is a top view thereof; and,

FIG. 6 is a bottom view thereof.

**1 Claim, 2 Drawing Sheets**



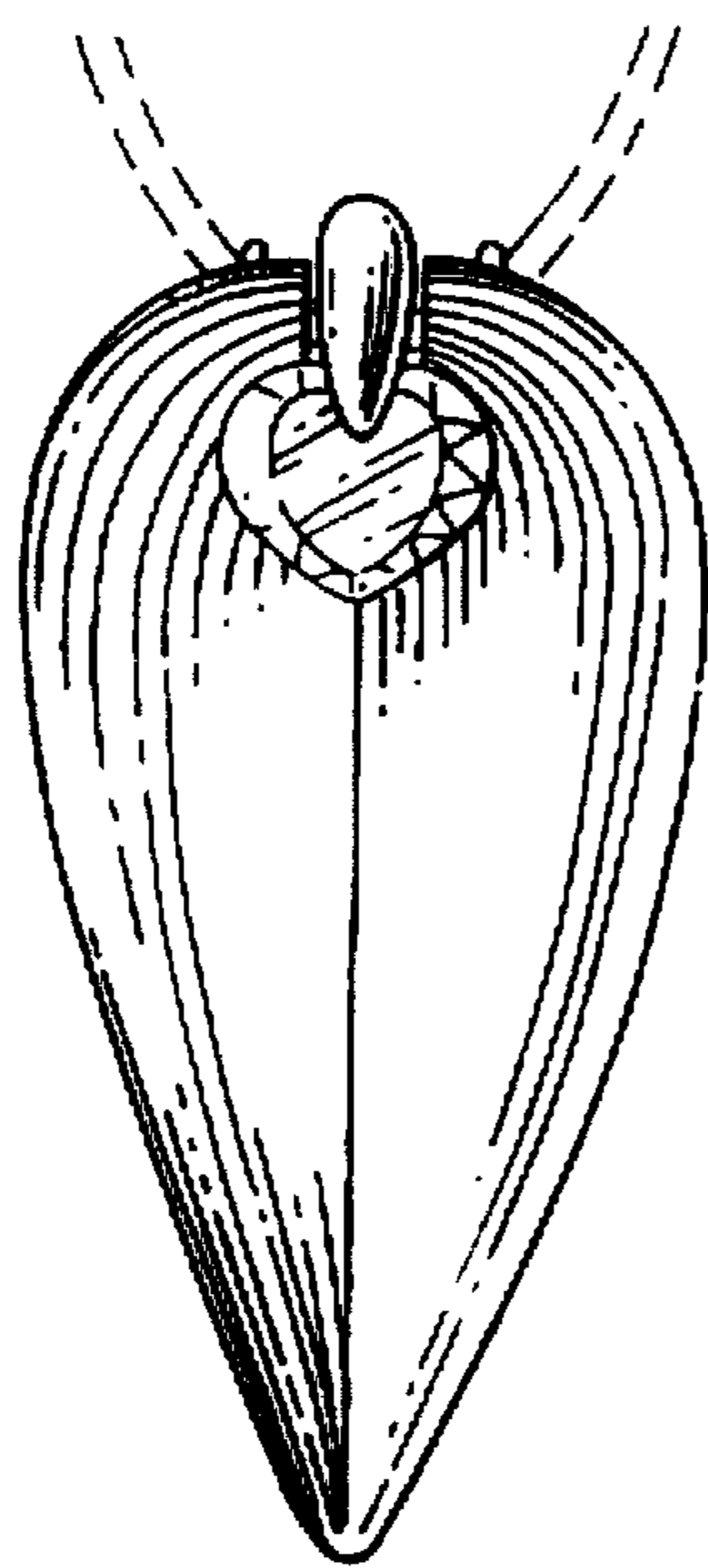


FIG. 1

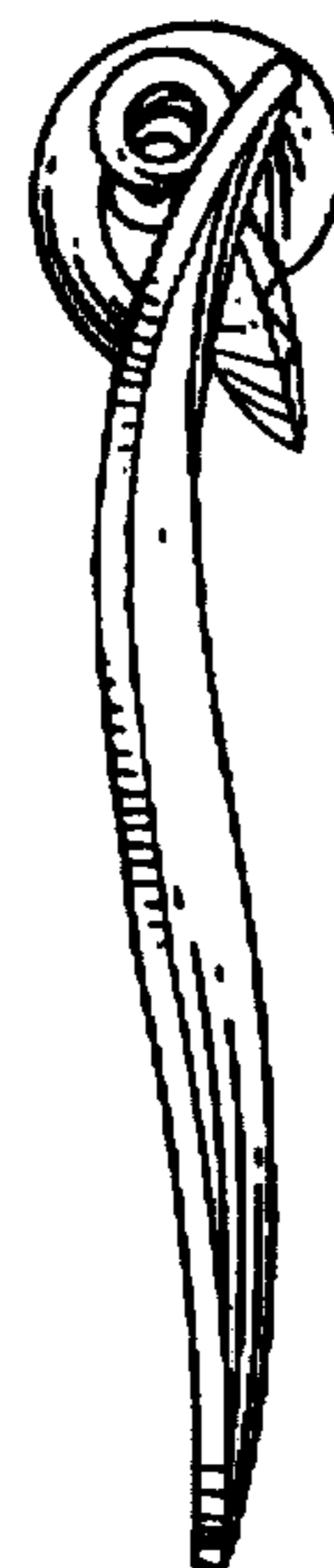


FIG. 2

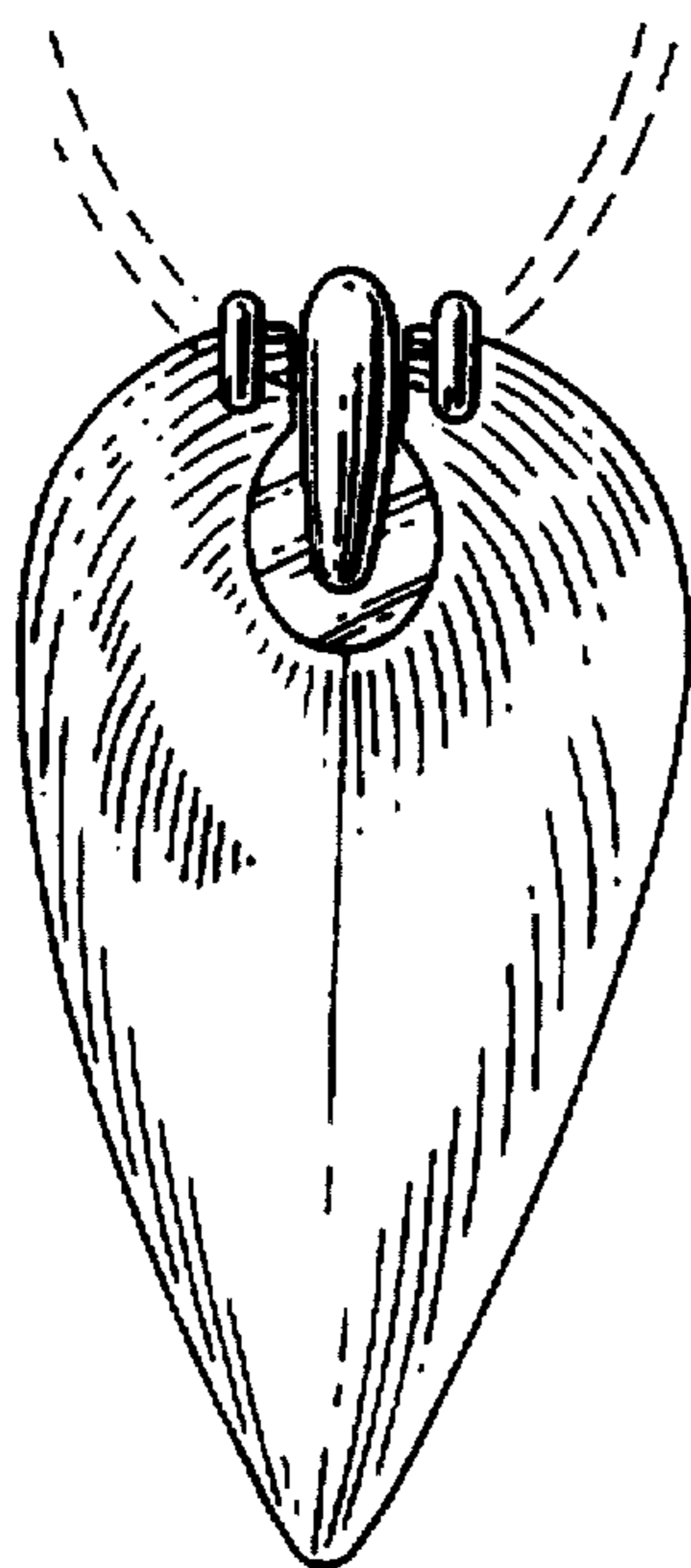


FIG. 3

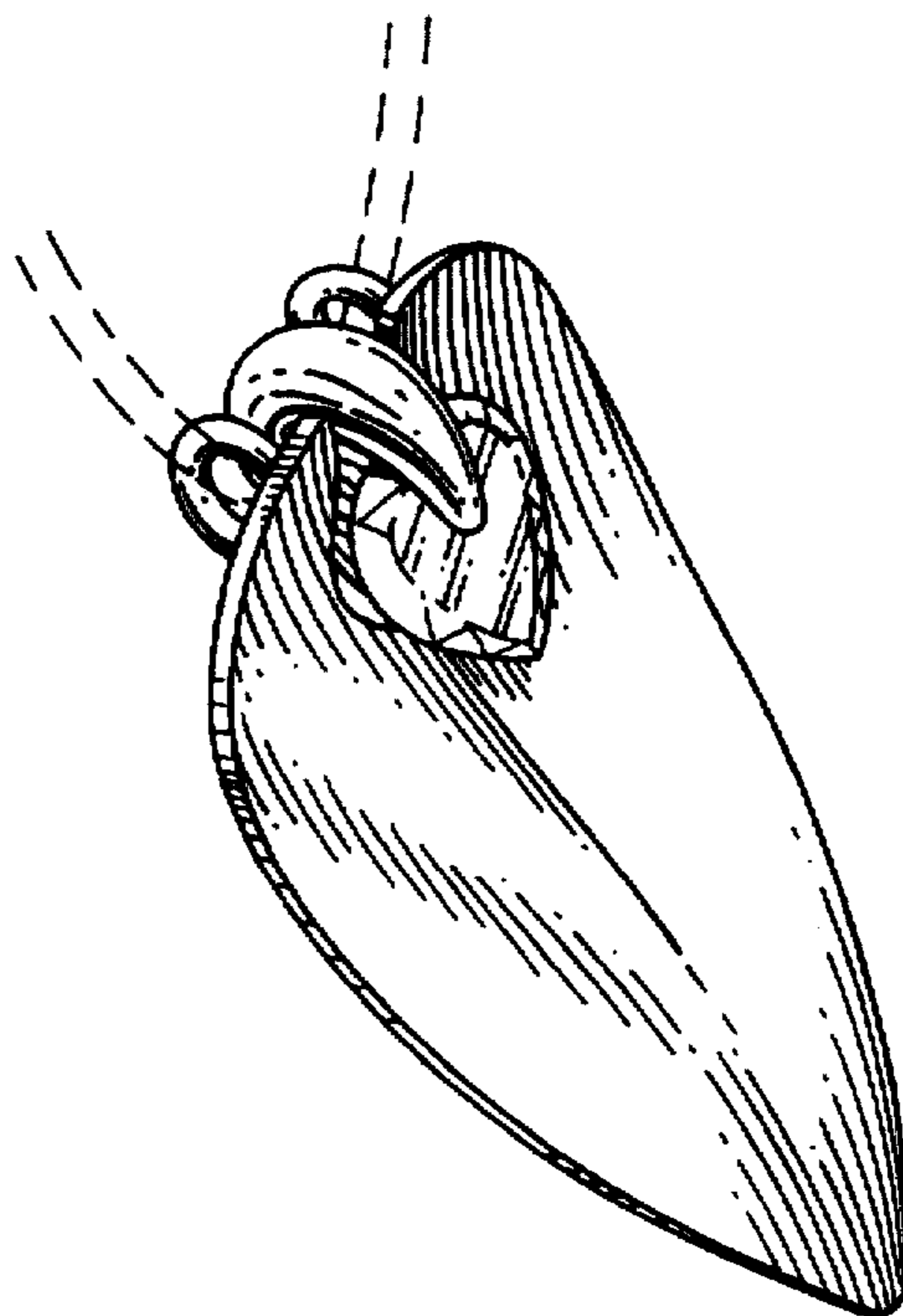


FIG. 4



FIG. 5



FIG. 6