



US00D397302S

**United States Patent** [19]  
**Bedol et al.**

[11] **Patent Number: Des. 397,302**  
[45] **Date of Patent: \*\*Aug. 25, 1998**

[54] **RULER**

D. 378,359 3/1997 Stoneberg ..... D10/71 X

[75] **Inventors: Mark A. Bedol, P.O. Box 1268, Claremont, Calif. 91711; Edward Wong, Alhambra, Calif.**

*Primary Examiner—Antoine Duval Davis*

[73] **Assignee: Mark A. Bedol, Claremont, Calif.**

[57] **CLAIM**

[\*\*] **Term: 14 Years**

The ornamental design for a ruler, as shown and described.

[21] **Appl. No.: 75,374**

**DESCRIPTION**

[22] **Filed: Aug. 14, 1997**

FIG. 1 is a front, left, top perspective view of a ruler, showing my new design;

[51] **LOC (6) Cl. .... 10-04**

FIG. 2 is a right side view thereof;

[52] **U.S. Cl. .... D10/71; D10/62; D18/2; D19/32; D19/37; D19/40**

FIG. 3 is a rear elevational view thereof;

[58] **Field of Search .... D10/62, 71; D18/2, D18/6, 7, 11; D19/32, 37, 40; 33/483, 484, 493, 494; 116/237; 281/42, 51; 341/23; 361/350, 900; 364/705.01, 706, 707; 402/79**

FIG. 4 is a left side view thereof; and,

FIG. 5 is a bottom view thereof.

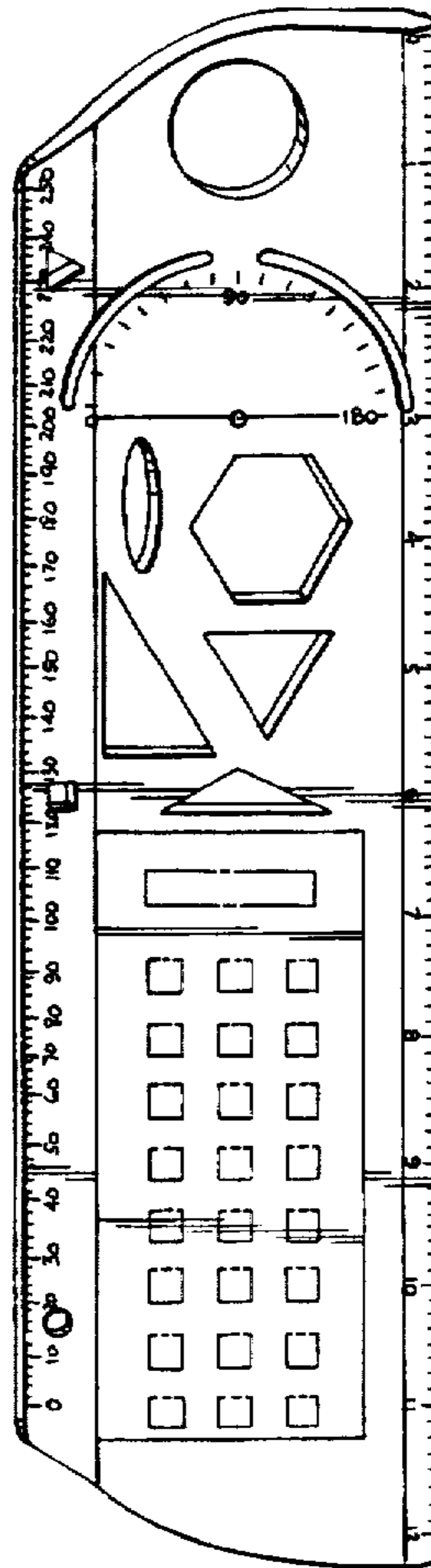
Broken lines are an indication of where the keypad and LCD would be located. Top view is a mirror image of bottom view.

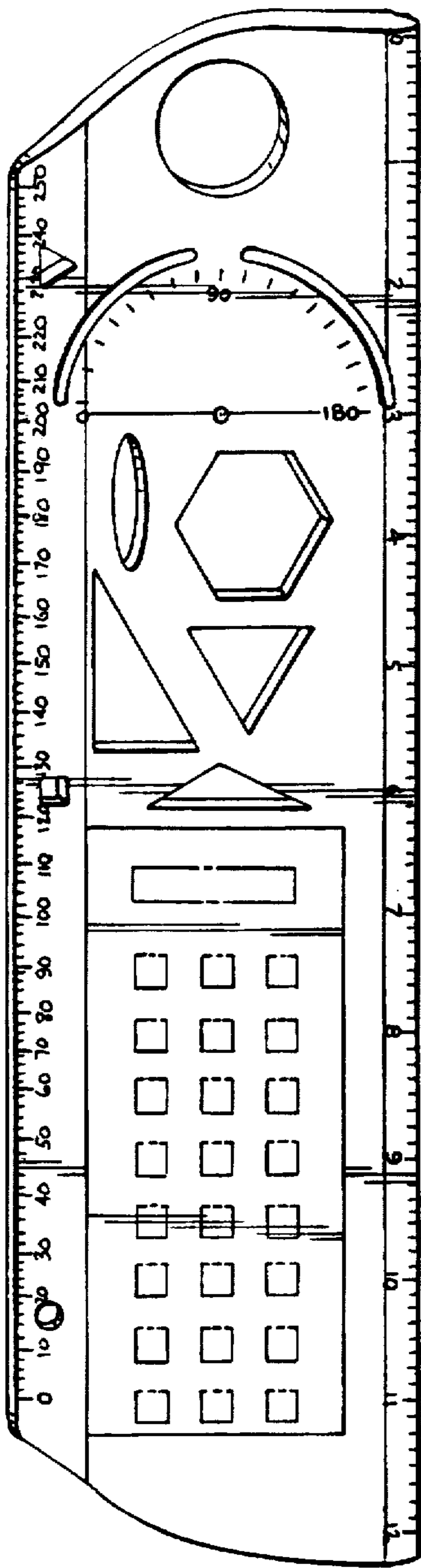
[56] **References Cited**

**U.S. PATENT DOCUMENTS**

D. 348,897 7/1994 Bedol ..... D18/6

**1 Claim, 1 Drawing Sheet**

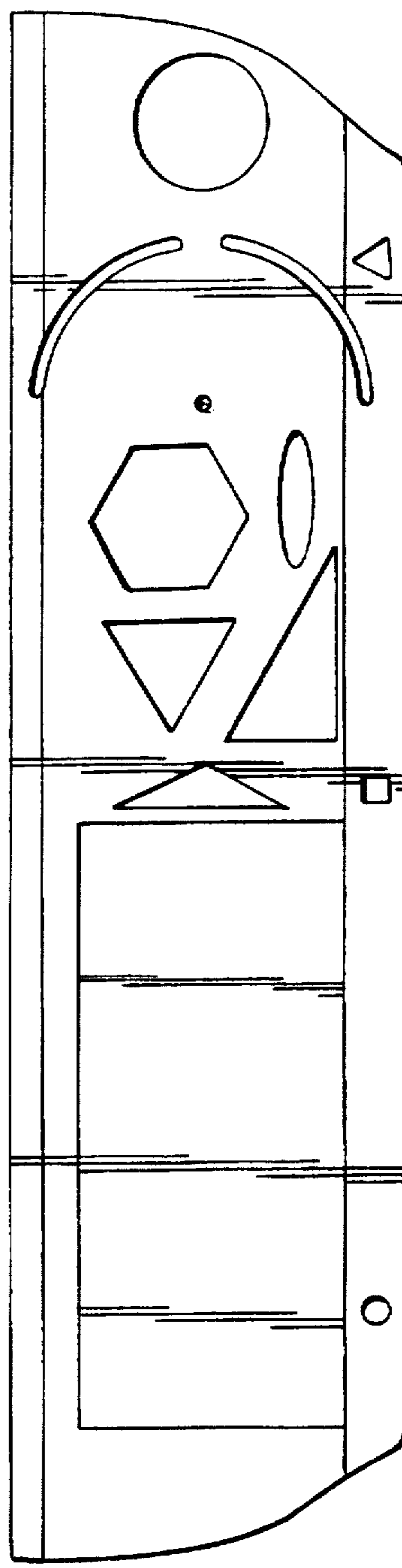




*Fig. 1*



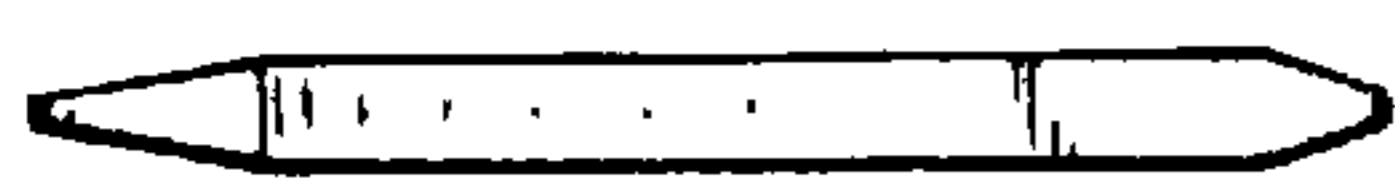
*Fig. 2*



*Fig. 3*



*Fig. 4*



*Fig. 5*