



US00D397301S

# United States Patent [19]

[11] Patent Number: Des. 397,301

Bedol et al.

[45] Date of Patent: \*\*Aug. 25, 1998

[54] RULER

D. 378,359 3/1997 Stoneberg ..... D10/71 X

[75] Inventors: **Mark A. Bedol**, P.O. Box 1268, Claremont, Calif. 91711; **Edward Wong**, Alhambra, Calif.

*Primary Examiner*—Antoine Duval Davis

[73] Assignee: **Mark A. Bedol**, Claremont, Calif.

[57] CLAIM

[\*\*] Term: 14 Years

The ornamental design for a ruler, as shown and described.

[21] Appl. No.: 75,373

### DESCRIPTION

[22] Filed: Aug. 14, 1997

FIG. 1 is a front, left, top perspective view of a ruler, showing my new design;

[51] LOC (6) Cl. .... 10-04

FIG. 2 is a left side view thereof;

[52] U.S. Cl. .... D10/71; D18/2; D19/32; D19/37; D19/40; D10/62

FIG. 3 is a rear elevational view thereof;

[58] Field of Search ..... D10/62, 71; D18/2, D18/6, 7, 11; D19/32, 37, 40; 33/483, 484, 498, 494; 116/237; 281/42, 51; 341/23; 361/380, 900; 364/705.1, 706, 707; 402/79

FIG. 4 is a right side view thereof; and,

FIG. 5 is a bottom view thereof.


[56] References Cited

Broken lines are an indication of where the keyboard and LCD would be located. Top view is a mirror image of bottom view.

### U.S. PATENT DOCUMENTS

D. 348,897 7/1994 Bedol ..... D18/6

1 Claim, 1 Drawing Sheet







Fig. 1

Fig. 2

Fig. 3

Fig. 4

Fig. 5

