



US00D397289S

United States Patent [19]

Maddux

[11] Patent Number: Des. 397,289

[45] Date of Patent: **Aug. 25, 1998

[54] **DUNNAGE RACK LINK**

[75] Inventor: **Larry D. Maddux**, Westminster, Calif.

[73] Assignee: **Cambro Manufacturing Company**,
Huntington Beach, Calif.

[**] Term: **14 Years**

[21] Appl. No.: **58,334**

[22] Filed: **Aug. 12, 1996**

[51] **LOC (6) CL** **08-08**

[52] **U.S. Cl.** **D8/382**

[58] **Field of Search** D9/434, 456, 499,
D9/436; D8/382; D21/91, 108; 211/87.01,
182; 403/292, 294, 384, 388

[56] **References Cited**
U.S. PATENT DOCUMENTS

D. 243,070	1/1977	Burgheimer et al.	D9/436
D. 258,351	2/1981	Firanzi	D9/456
D. 264,294	5/1982	Schulze	D8/382 X
D. 297,303	8/1988	Finkelstein	D8/383
D. 357,510	4/1995	Kushner et al.	D21/108
2,886,359	5/1959	Herrschaft	403/384 X

3,282,006	11/1966	Halsey et al.	403/384 X
3,415,554	12/1968	Papayoti	403/388 X

Primary Examiner—James Gandy
Assistant Examiner—Cathron B. Matta
Attorney, Agent, or Firm—George F. Bethel; Patience K. Bethel

[57] **CLAIM**

The ornamental design for a dunnage rack link, as shown and described.

DESCRIPTION

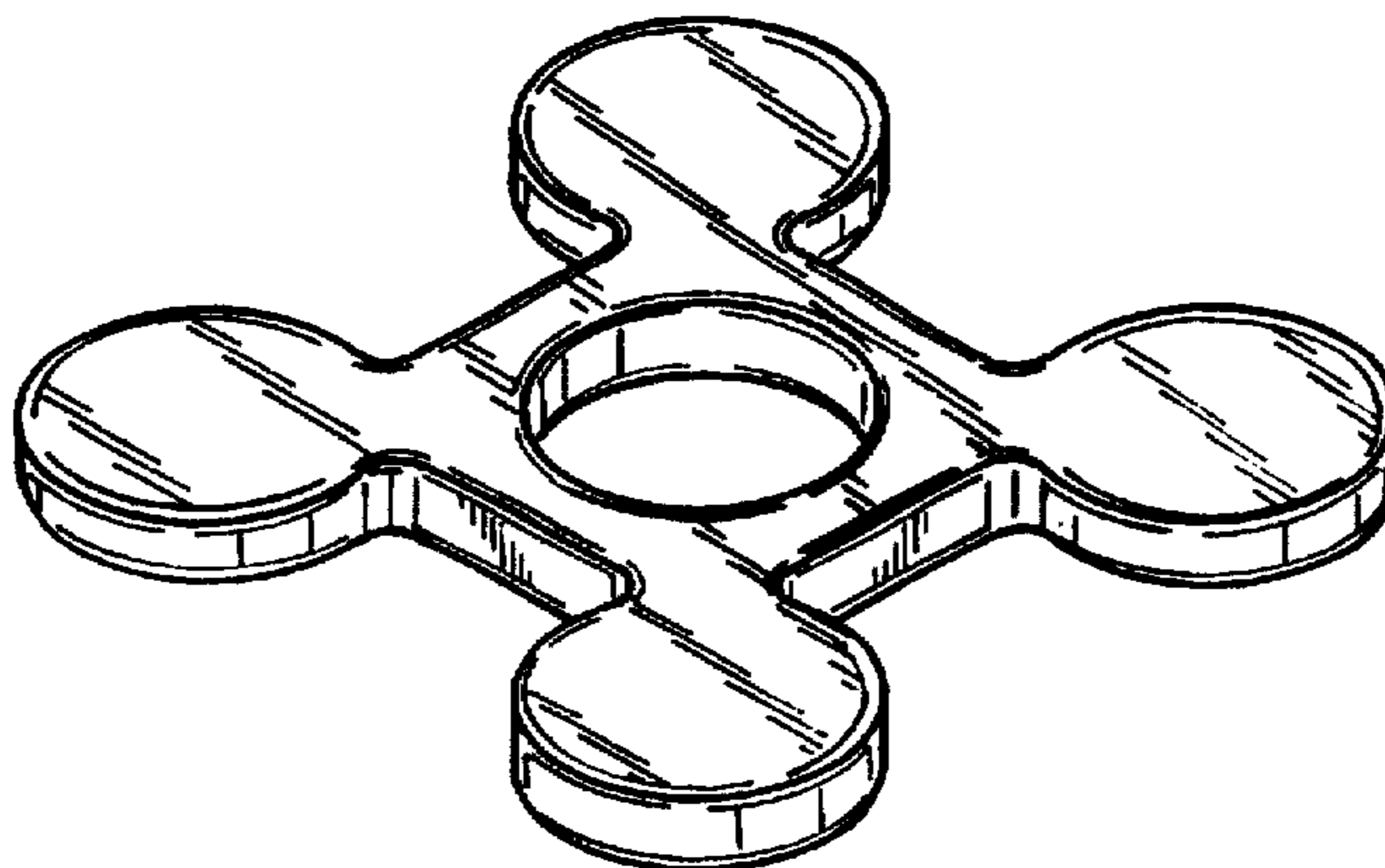
FIG. 1 shows a perspective view of the dunnage rack link of this invention;

FIG. 2 shows a side elevation view of the dunnage rack link of this invention which is the same on all four sides;

FIG. 3 shows a plan view of the dunnage rack link of this invention that is the same on both the top plan view and the bottom plan view; and,

FIG. 4 shows a view of the dunnage rack link placed within openings within certain dunnage racks for linking thereof. The broken line showing of dunnage racks and additional link is for illustrative purposes only and forms no part of the claimed design.

1 Claim, 2 Drawing Sheets



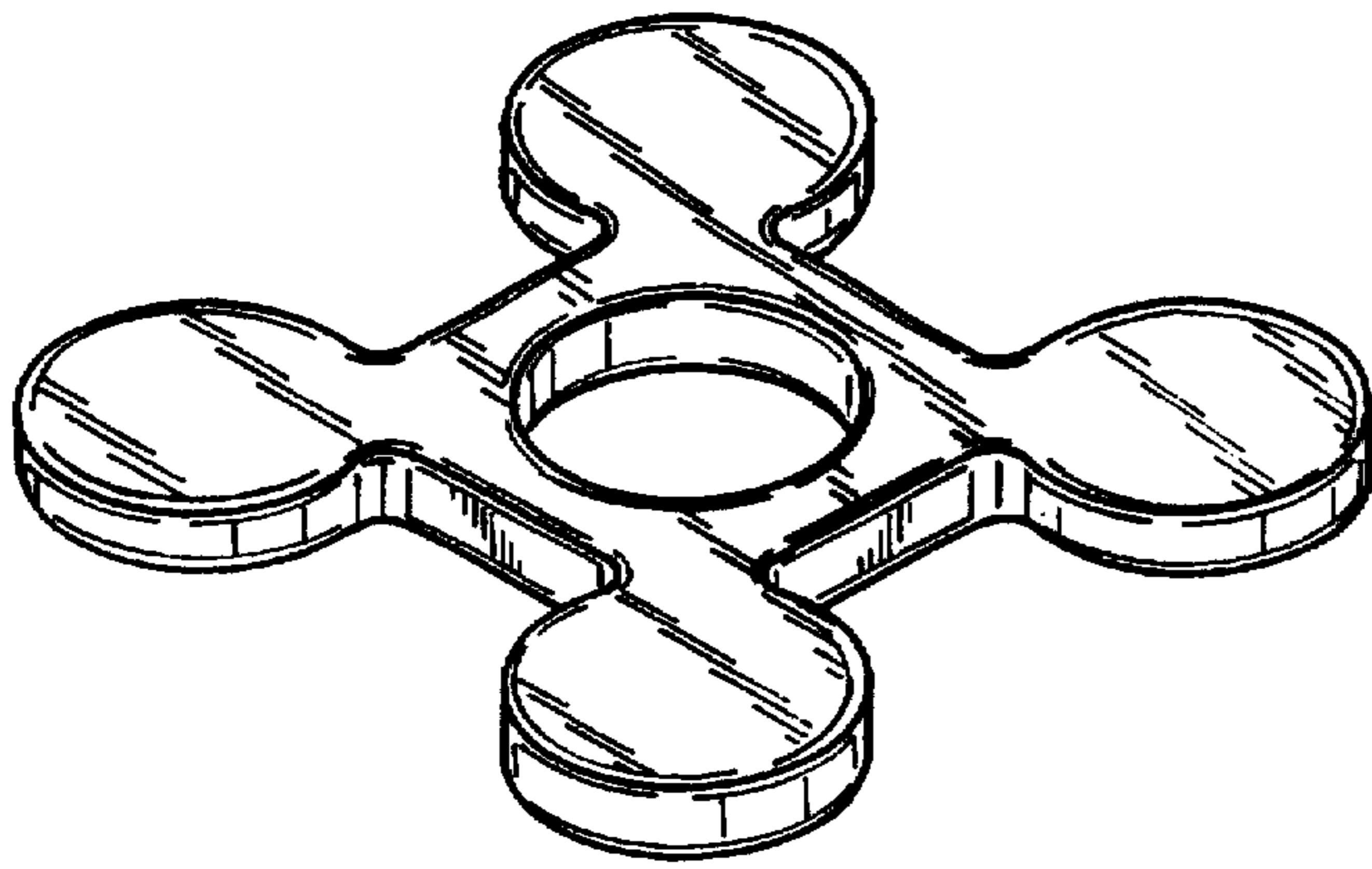


FIG. 1

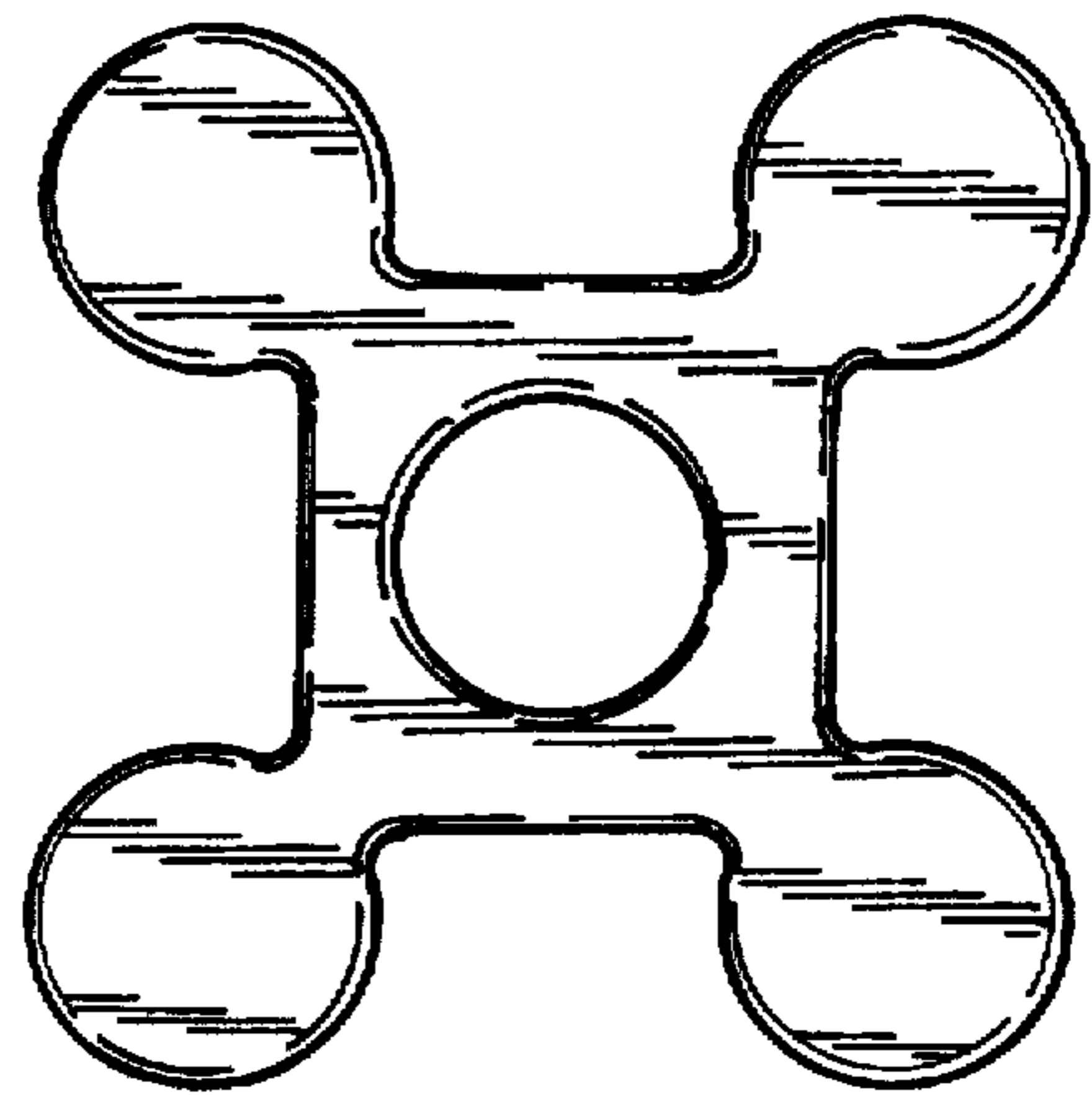


FIG. 3

FIG. 2



FIG. 4

