



US00D397269S

United States Patent [19]

Kawamoto

[11] Patent Number: **Des. 397,269**

[45] Date of Patent: ****Aug. 25, 1998**

[54] **EXERCISE MAT**

[76] Inventor: **Dennis Allen Kawamoto**, 6028 Bixby Village Dr. #85, Long Beach, Calif. 90803

[**] Term: **14 Years**

[21] Appl. No.: **79,770**

[22] Filed: **Nov. 25, 1997**

[51] **LOC (6) CL.** **06-09**

[52] **U.S. Cl.** **D6/596; D6/601; D21/191**

[58] **Field of Search** **D6/595-596, 601, D6/611; 5/630-633, 636-638, 417-420, 652, 652.1, 653-656, 690, 655.9; D21/191; 482/142, 140, 907**

[56] **References Cited**

U.S. PATENT DOCUMENTS

D. 266,470 10/1982 Gammons et al. D6/596

D. 376,287 12/1996 Bennett D6/596
D. 387,936 12/1997 Boyd D6/599
4,468,810 8/1984 Longo 5/417
5,110,219 5/1992 Lopes 5/417 X

Primary Examiner—Janice E. Seeger

[57] **CLAIM**

The ornamental design for an exercise mat, as shown and described.

DESCRIPTION

FIG. 1 is a front elevational view of the exercise mat showing my new design;
FIG. 2 is a rear elevational view thereof;
FIG. 3 is a right side view thereof;
FIG. 4 is a left side view thereof;
FIG. 5 is a top plan view thereof; and,
FIG. 6 is a bottom plan view thereof.

1 Claim, 3 Drawing Sheets

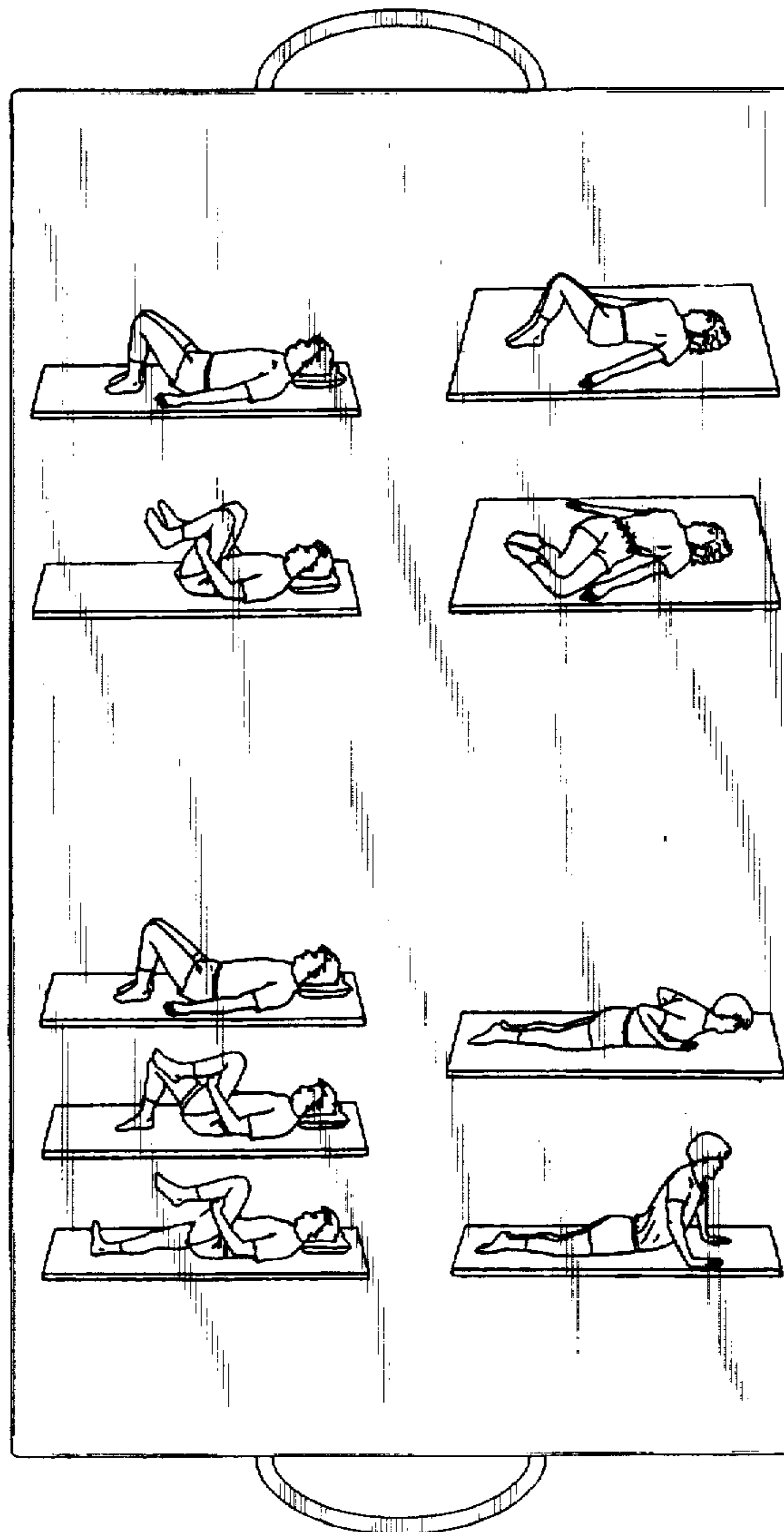


FIG. 1

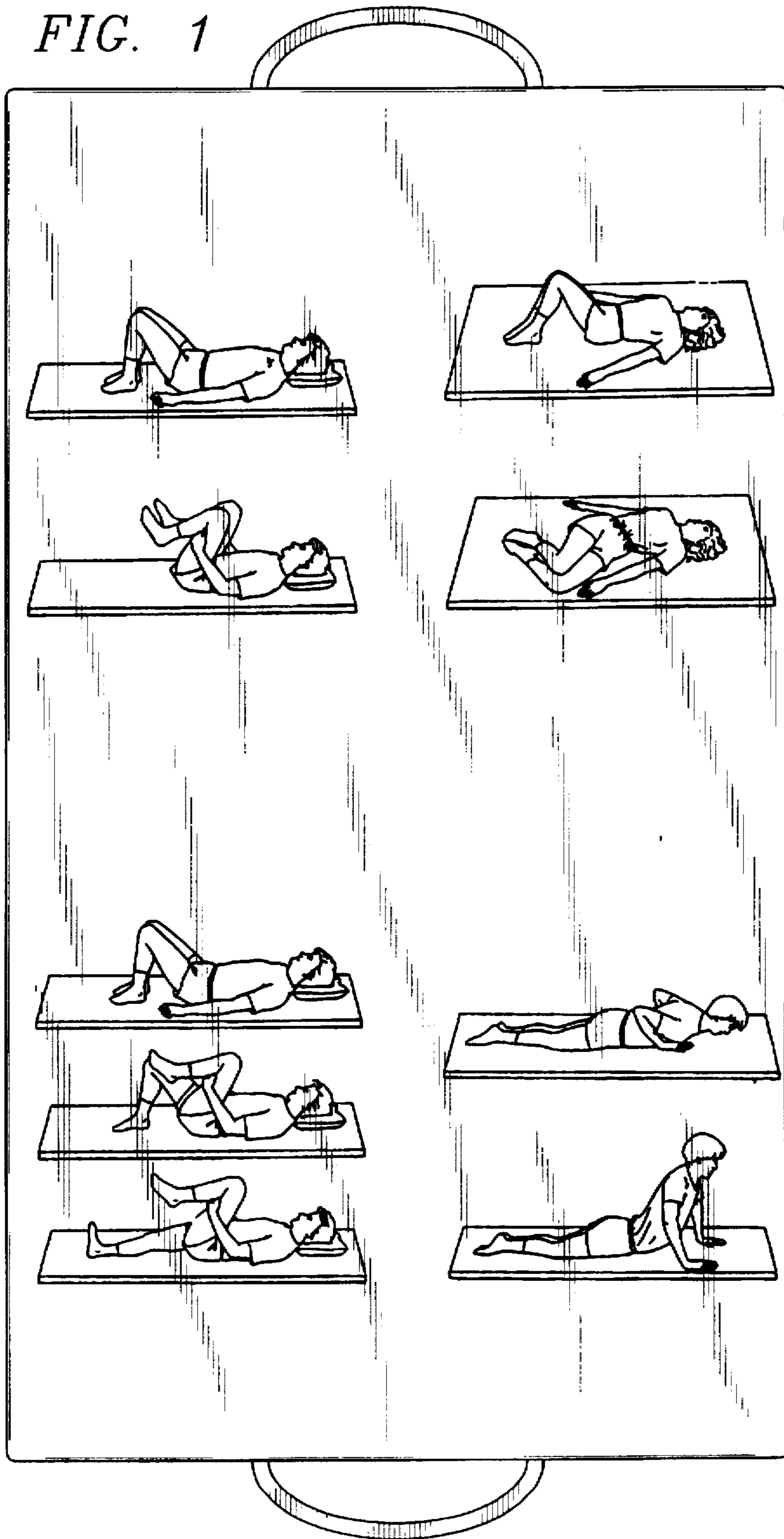


FIG. 2

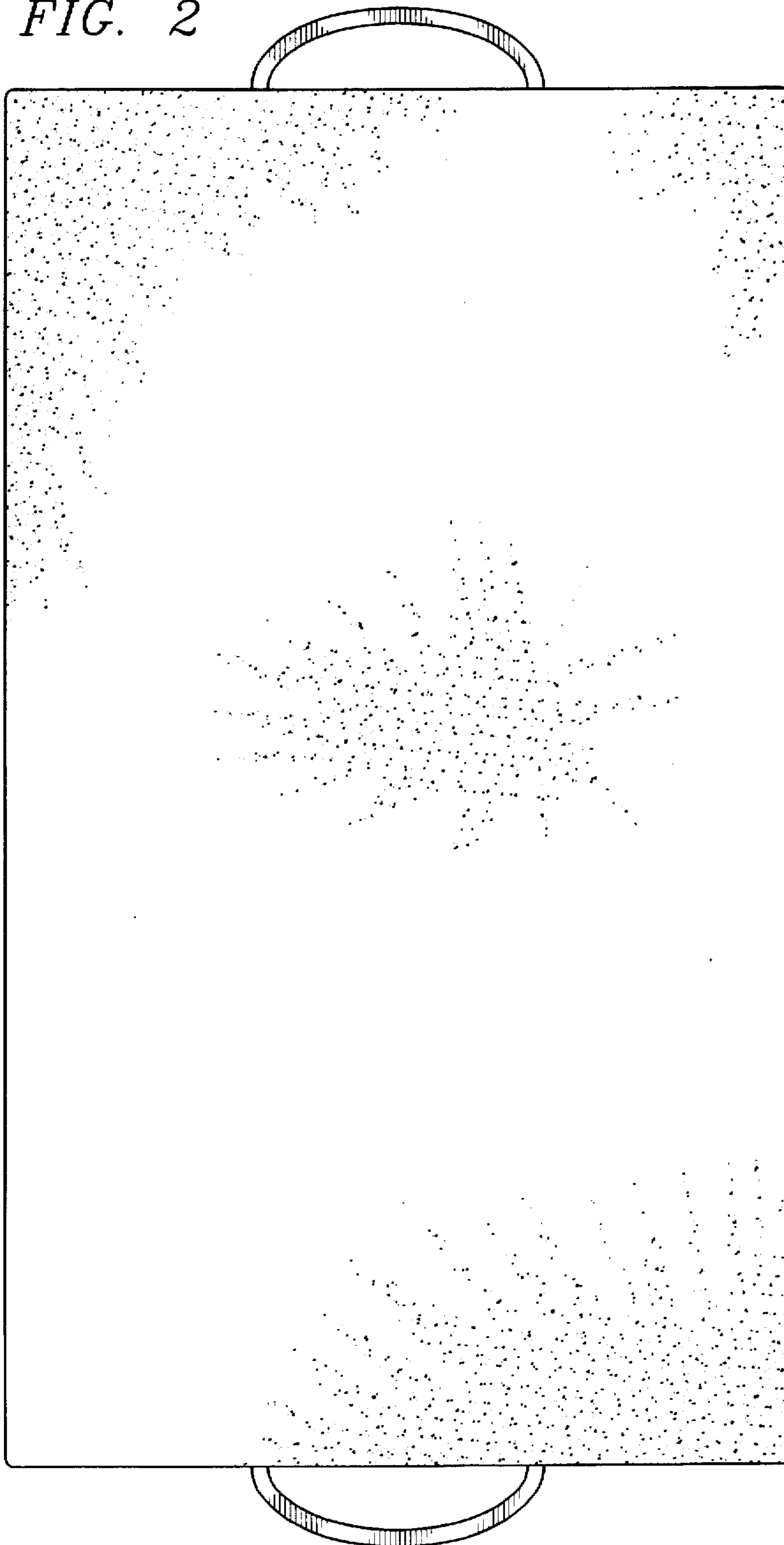




FIG. 3

FIG. 4




FIG. 5




FIG. 6

