



US00D397251S

United States Patent [19]

Eguchi et al.

[11] Patent Number: **Des. 397,251**

[45] Date of Patent: ****Aug. 25, 1998**

[54] BRUSH HEAD FOR ELECTRIC TOOTHBRUSH

[75] Inventors: **Kyoko Eguchi, Kanagawa-ken; Taro Mochida, Osaka-fu, both of Japan**

[73] Assignee: **Matsushita Electric Works, Ltd., Osaka-fu, Japan**

[**] Term: **14 Years**

[21] Appl. No.: **73,646**

[22] Filed: **Jul. 14, 1997**

[30] Foreign Application Priority Data

Jan. 14, 1997 [JP] Japan 9-769

[51] LOC (6) CL **04-02**

[52] U.S. Cl. **D4/101**

[58] Field of Search D4/100, 101, 104-112; 15/22.1, 22.2, 167.1, 167.2, DIG. 5, DIG. 6, 176.1; 132/308, 311; 601/141, 142

[56] References Cited

U.S. PATENT DOCUMENTS

D. 310,139	8/1990	Moharram	D4/104
1,657,450	1/1928	Barnes	15/167.1
5,305,492	4/1994	Giuliani et al.	15/176.1
5,504,960	4/1996	Hommann	15/22.1

OTHER PUBLICATIONS

Hong Kong Enterprise, Toothbrush Heads on the lower front row of toothbrushes on p. 136, Feb. 1994.

Primary Examiner—Alan P. Douglas

Assistant Examiner—Lavone D. Tabor

Attorney, Agent, or Firm—Burns, Doane, Swecker & Mathis, L.L.P.

[57] CLAIM

The ornamental design for a brush head for electric toothbrush, as shown and described.

DESCRIPTION

FIG. 1 is a perspective view of a brush head for electric toothbrush showing our new design with the broken line showing of a handle being for illustrative purposes only and forming no part of the claimed design;

FIG. 2 is a perspective view of the brush head of this invention;

FIG. 3 is a plan view thereof;

FIG. 4 is a bottom view thereof;

FIG. 5 is a front view thereof;

FIG. 6 is a rear view thereof;

FIG. 7 is a left side view thereof; and,

FIG. 8 is a right side view thereof.

1 Claim, 2 Drawing Sheets

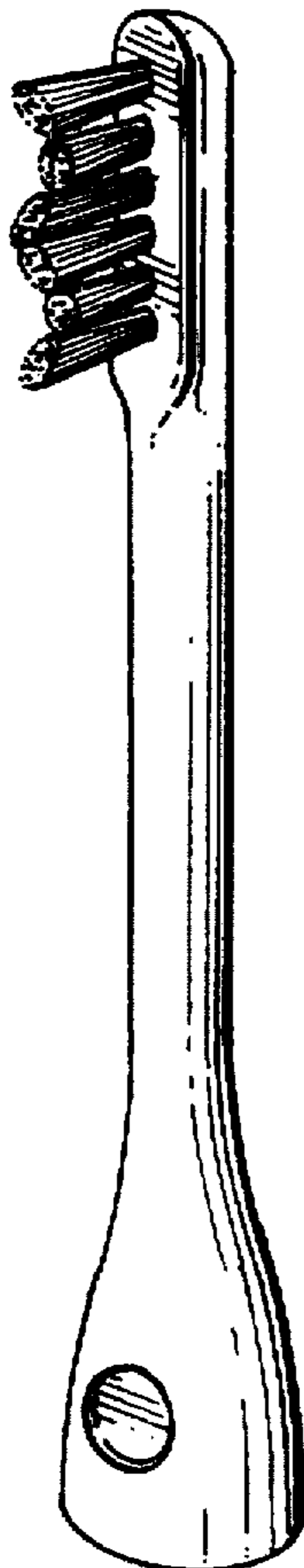




FIG. 1

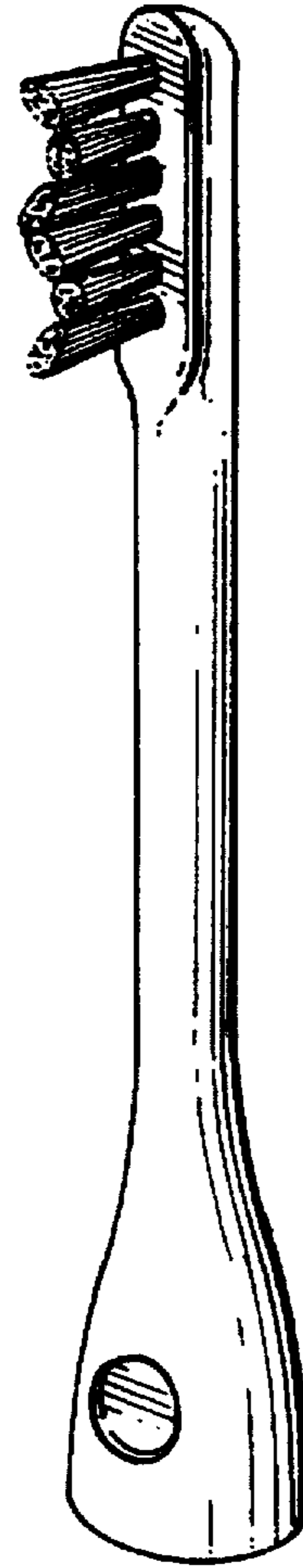


FIG. 2

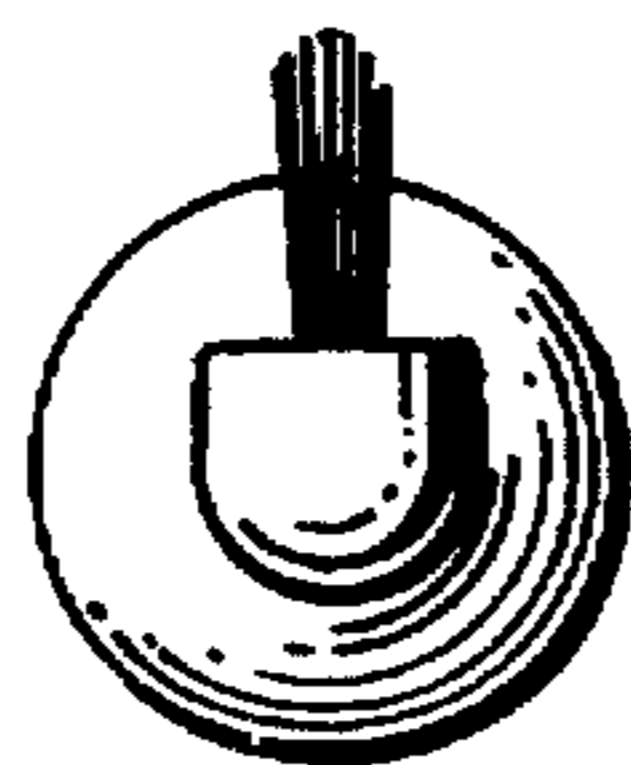


FIG. 3




FIG. 4




FIG. 8




FIG. 7

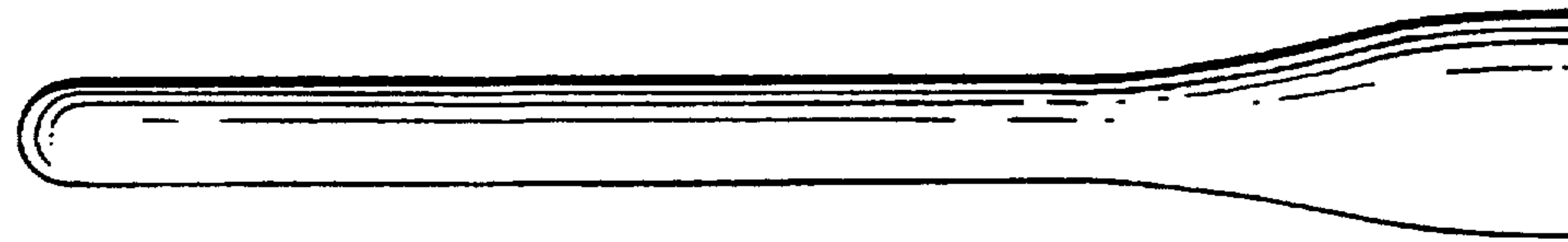


FIG. 6




FIG. 5