



US00D397242S

United States Patent [19]
Mankowski

[11] **Patent Number: Des. 397,242**
[45] **Date of Patent: **Aug. 25, 1998**

[54] **SIDE ELEMENT OF A SHOE**

D. 386,597 11/1997 Avar D2/972

[75] **Inventor: Michael Mankowski, Portland, Oreg.**

OTHER PUBLICATIONS

[73] **Assignee: Nike, Inc., Beaverton, Oreg.**

Nike Footwear Catalog, Holiday 1997, pp. 29, 35 and 53, published Mar. 1997.

[**] **Term: 14 Years**

Nike Footwear Catalog, Fall 1997, pp. 25, 28, 30 and 36. Published Dec. 1996.

[21] **Appl. No.: 72,208**

Nike Footwear-Retail Catalog, Late Spring 1997, pp. 34 and 42. Published Sep. 1996.

[22] **Filed: Jun. 4, 1997**

Nike Footwear Catalog, Spring 1997, pp. 34, 37, and 164. Published Jun. 1996.

[51] **LOC (6) CL 02-99**

Nike Footwear Catalog, Spring 1996, pp. 35, 132, and 169. Published Jun. 1995.

[52] **U.S. CL D2/972**

Nike Footwear Catalog, Spring 1995, p. 40. Published Jun. 1994.

[58] **Field of Search D2/896, 902, 929, D2/935, 943, 944, 946, 969, 971, 972; 36/83, 84, 114, 45, 50.1, 126, 128, 129**

Primary Examiner—Dominic Simone

Attorney, Agent, or Firm—Banner & Witcoff, Ltd.

[56] **References Cited**

[57] **CLAIM**

U.S. PATENT DOCUMENTS

The ornamental design for a side element of a shoe, as shown and described.

- D. 293,386 12/1987 Kelley .
- D. 333,205 2/1993 Zelenko .
- D. 335,388 5/1993 Hatfield et al. .
- D. 344,397 2/1994 Zelenko .
- D. 345,246 3/1994 Greene .
- D. 346,897 5/1994 Morris et al. .
- D. 347,519 6/1994 Worthington .
- D. 348,351 7/1994 Orzeck .
- D. 365,201 12/1995 Avar .
- D. 365,439 12/1995 Teague .
- D. 370,994 6/1996 Avar .
- D. 380,080 6/1997 Avar .
- D. 380,597 7/1997 Brooks et al. .
- D. 380,598 7/1997 Brooks et al. .
- D. 380,600 7/1997 Cooper .
- D. 381,496 7/1997 Smith .

DESCRIPTION

FIG. 1 is a perspective view of a side element of a shoe showing my new design;

FIG. 2 is a side elevational view thereof;

FIG. 3 is a front elevational view thereof; and,

FIG. 4 is a top plan view thereof.

The broken line showing of the eyelets, the stitching at the upper edge of the side element of the shoe and remainder of the shoe is for illustrative purposes and forms no part of the claimed design.

1 Claim, 4 Drawing Sheets

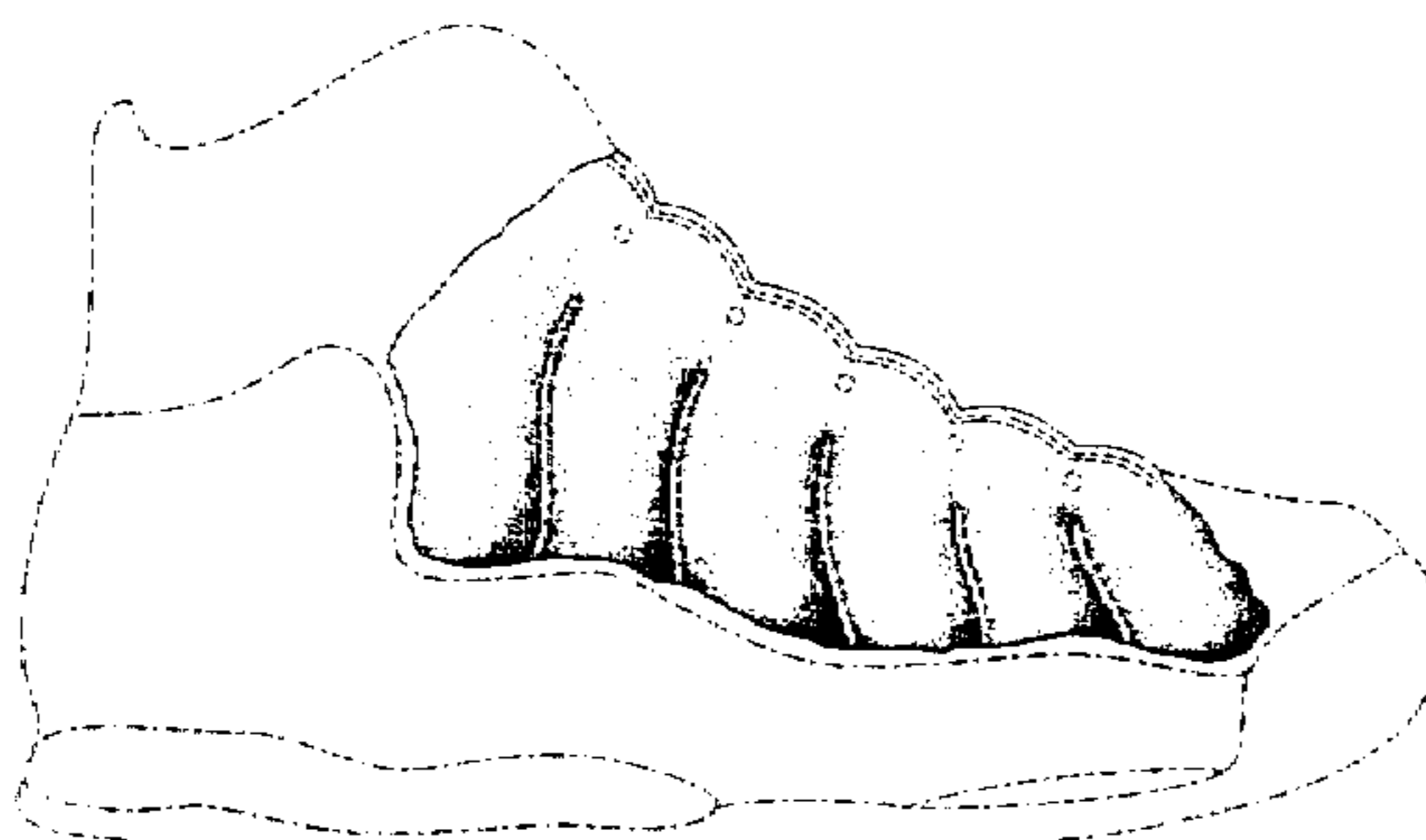




FIG. 1

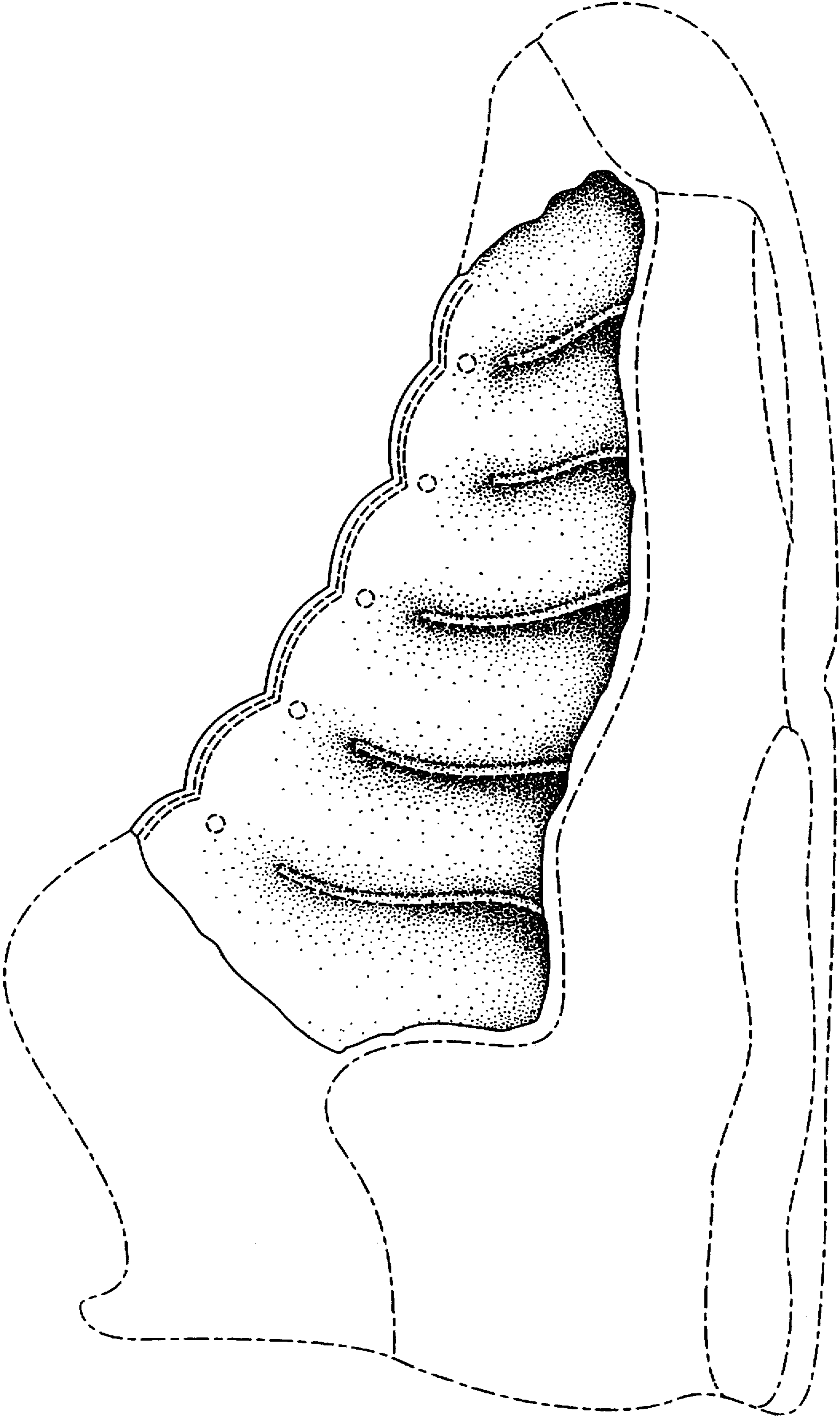


FIG. 2

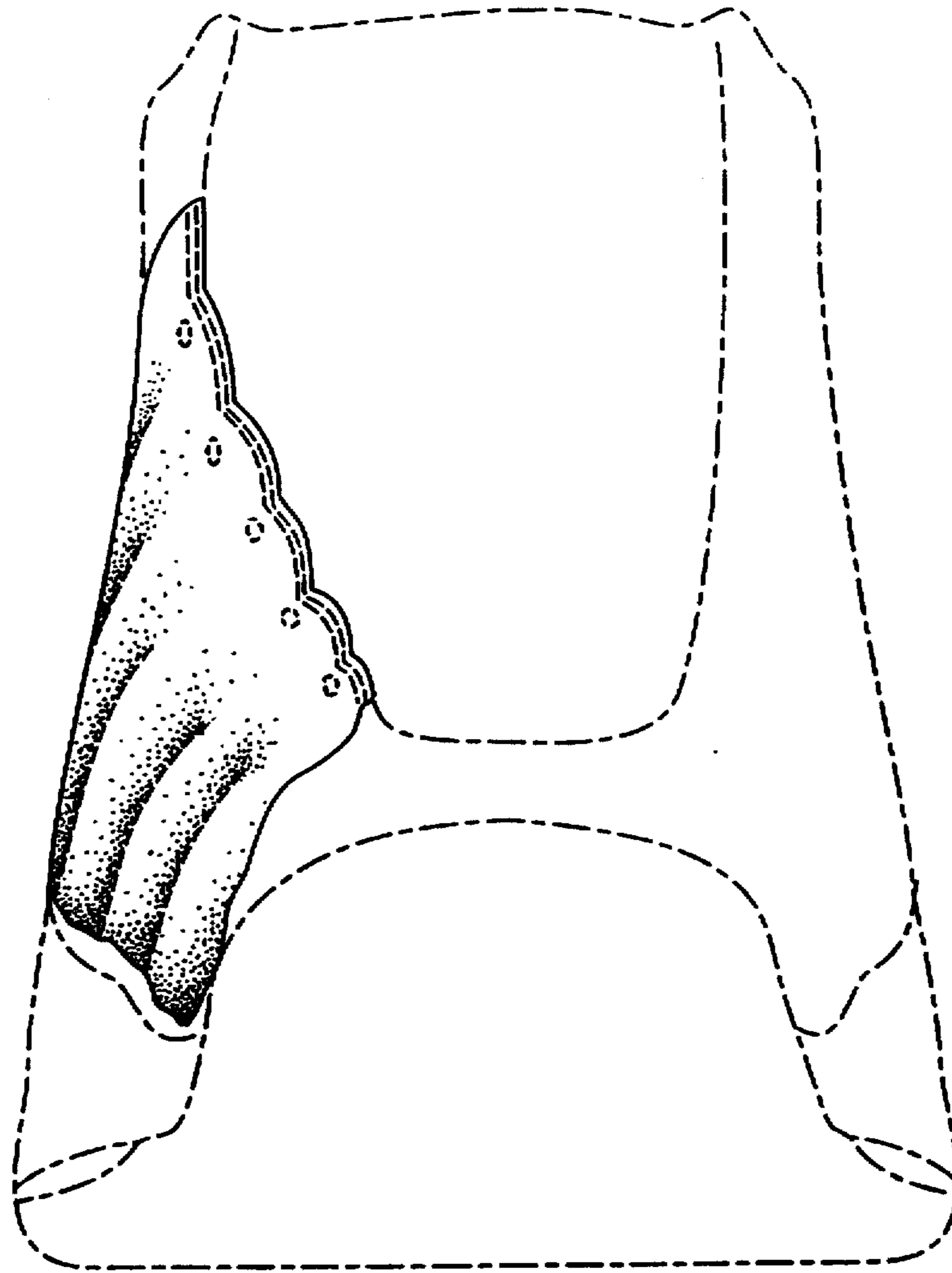


FIG. 3

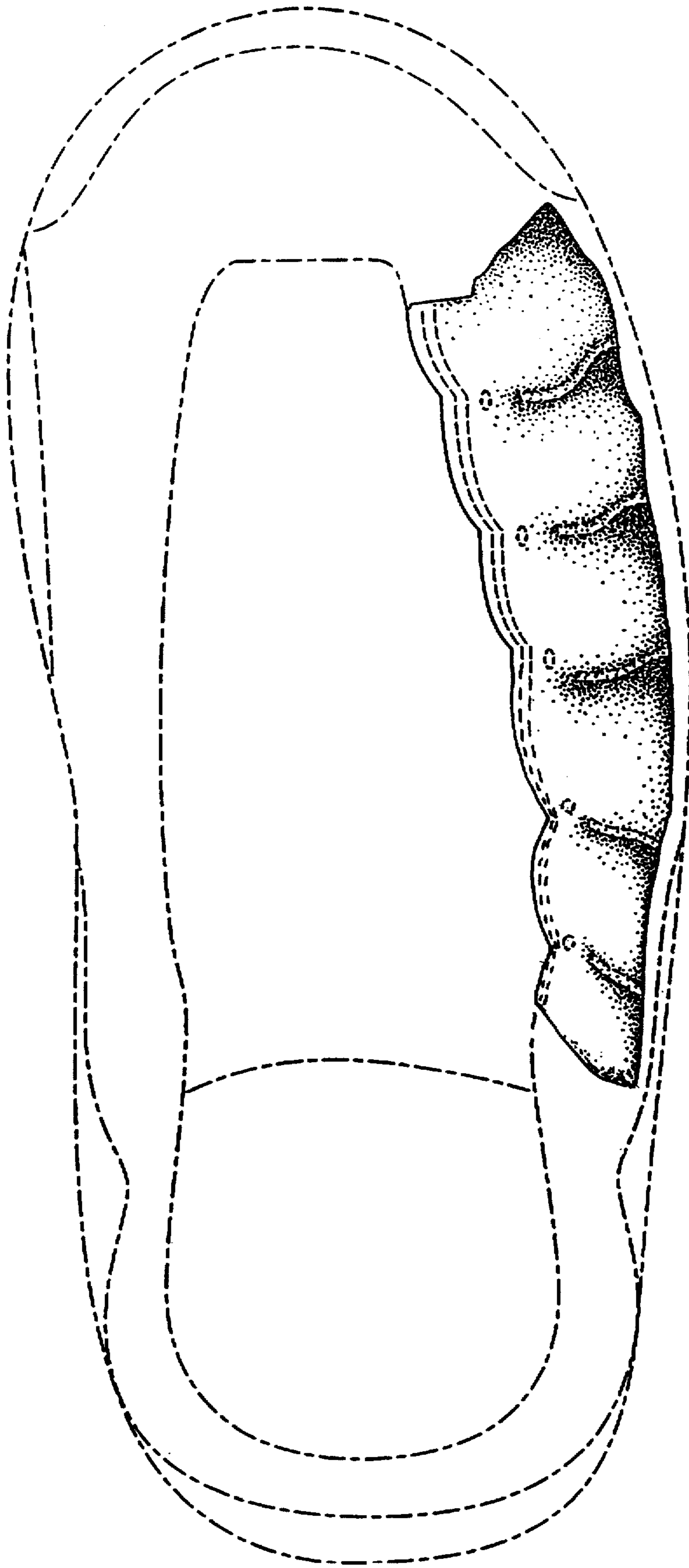


FIG. 4