



US00D397236S

# United States Patent [19]

[11] Patent Number: **Des. 397,236**

Wilmot

[45] Date of Patent: **\*\*Aug. 25, 1998**

[54] **TRANSLUCENT COVERED MULTI POINT FOOT SUPPORT FOR FOOTWEAR**

Primary Examiner—Louis S. Zarfes  
Attorney, Agent, or Firm—Cumpston & Shaw

[76] Inventor: **Elizabeth C. Wilmot**, 4 Ambergate Rise, Pittsford, N.Y. 14534

[57] **CLAIM**

[\*\*] Term: **14 Years**

The ornamental design for a translucent covered multi point foot support for footwear, as shown and described.

[21] Appl. No.: **53,534**

### DESCRIPTION

[22] Filed: **Apr. 24, 1996**

FIG. 1 is a top plan view of the first embodiment of the present design showing the translucent covering overlying the multi point foot support;

[51] LOC (6) Cl. .... **02-04**

FIG. 2 is a left side elevational view thereof, the broken lines showing the environment;

[52] U.S. Cl. .... **D2/954; D2/955**

FIG. 3 is a rear elevational view thereof;

[58] Field of Search ..... D2/897, 902, 906, D2/908, 946-960, 962, 964; 36/101, 103, 104, 106, 113-115, 124, 126, 127-130, 3 B, 12-15, 22 R, 25 R, 30 R, 32 R, 32 A, 172

FIG. 4 is a right side elevational view thereof;

FIG. 5 is a front elevational view thereof.

### [56] References Cited

#### U.S. PATENT DOCUMENTS

FIG. 6 is a top plan view of a second embodiment of the present invention showing the translucent covering overlying the multi point foot support wherein a right side elevational is as shown in FIG. 2, a rear elevational view is as shown in FIG. 3, a left side elevational view is as shown in FIG. 4, and a front elevational view is as shown in FIG. 5.  
FIG. 7 is a top plan view of a third embodiment of the present invention showing the translucent covering overlying the multi point foot support, wherein a right side elevational is as shown in FIG. 2, a rear elevational view is as shown in FIG. 3, a left side elevational view is as shown in FIG. 4, and a front elevational view is as shown in FIG. 5;

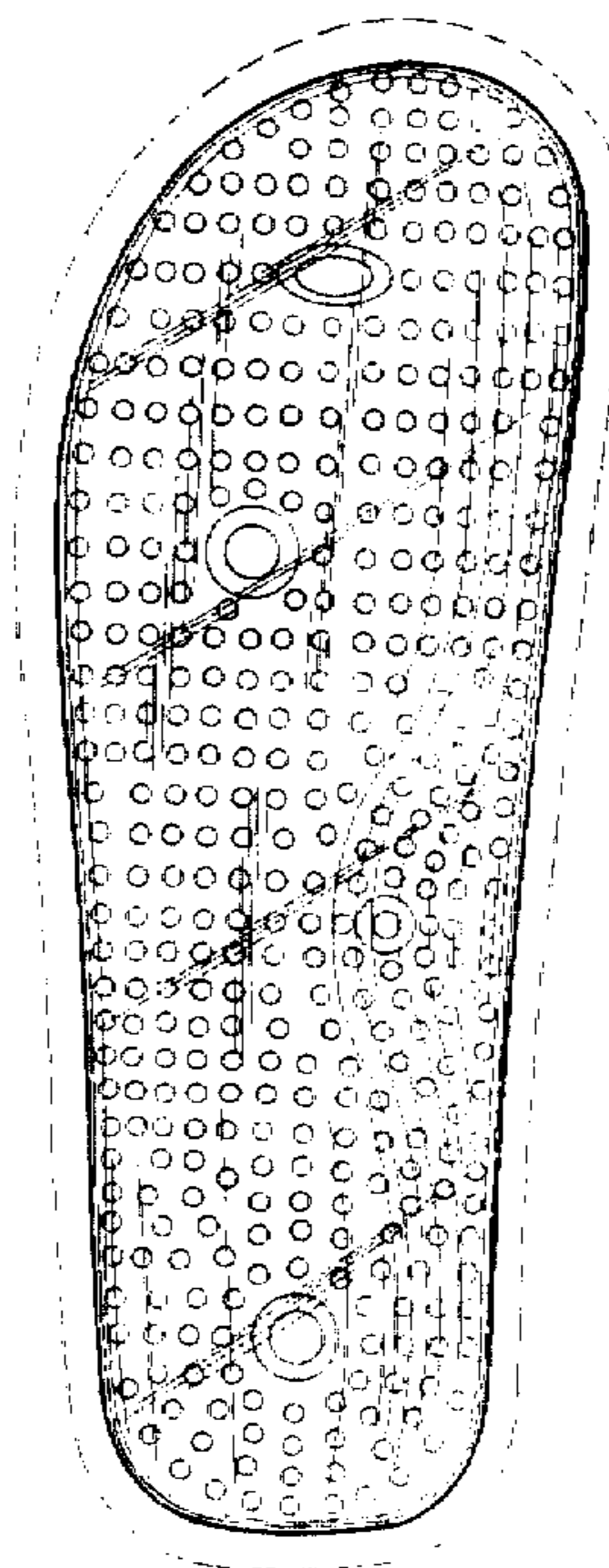
D. 241,484	9/1976	Eiche	.....	D2/953
D. 321,589	11/1991	Merk et al.	.....	D2/954
D. 356,206	3/1995	Martin	.....	D2/902
D. 356,885	4/1995	Poole, Jr.	.....	D2/957
4,823,799	4/1989	Robbins	.	
4,896,441	1/1990	Galasso	.	
4,897,937	2/1990	Misevich	.	
5,035,068	7/1991	Biasi	.	
5,042,175	8/1991	Ronen et al.	.	
5,339,544	8/1994	Caberlotto	.	
5,365,678	11/1994	Shibata	.	
5,388,349	2/1995	Ogden	.	

#### OTHER PUBLICATIONS

Picture of a shoe design. The picture was taken in Mar. 1996  
Clark's: Brochure Feb. 25, 1995: Back Cover—third sole from the top.

FIG. 8 is a top left perspective view of the first embodiment of the present design as shown in FIG. 1;  
FIG. 9 is a top left perspective view of the second embodiment of the present design shown in FIG. 6; and,  
FIG. 10 is a top left perspective view of the third embodiment of the present design shown in FIG. 7.

**1 Claim, 8 Drawing Sheets**



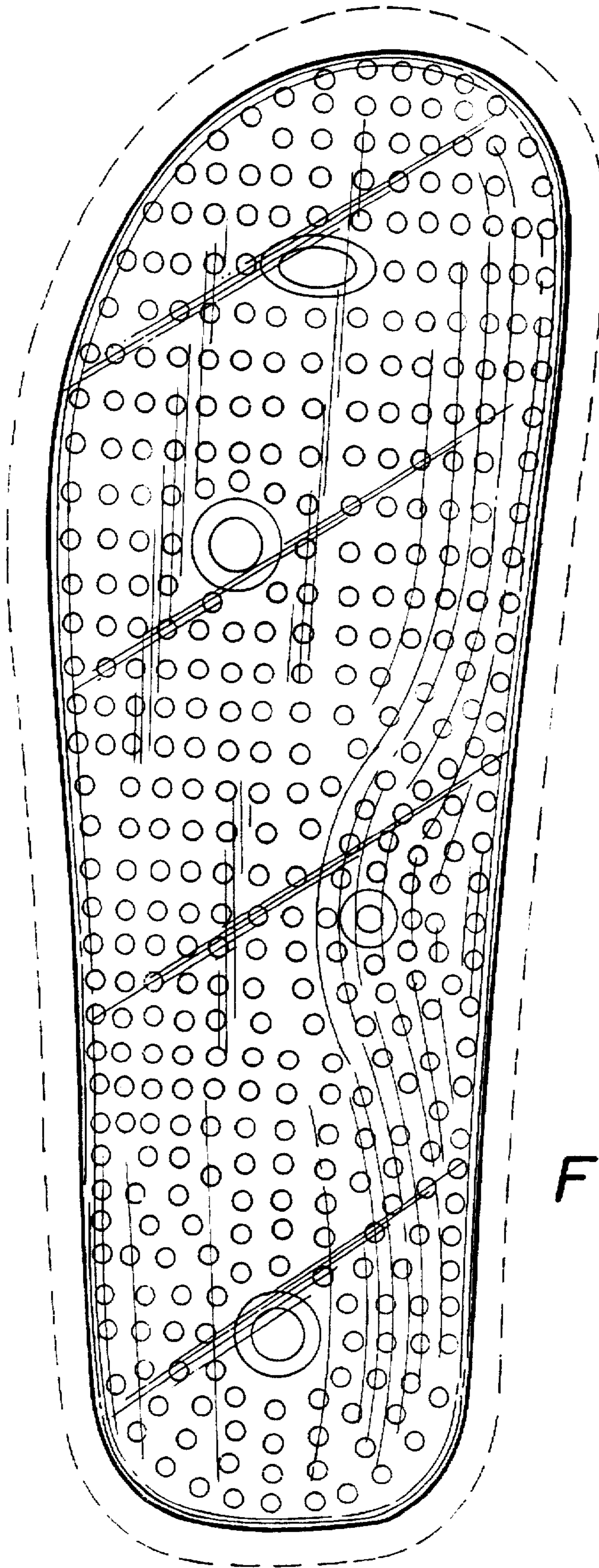


FIG. 1

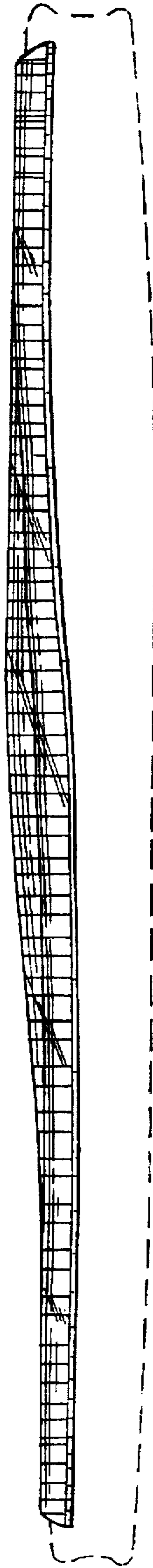


FIG. 2

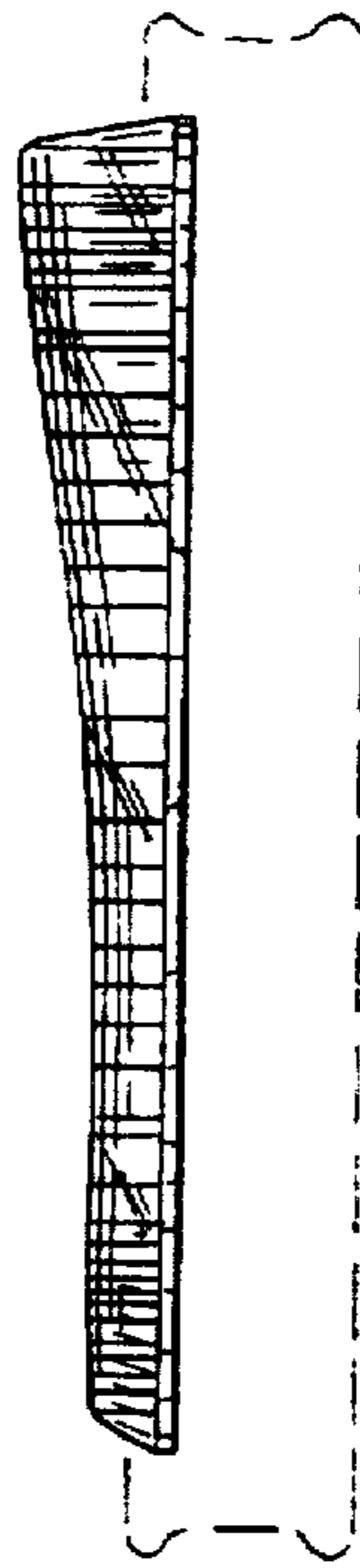


FIG. 3




FIG. 4

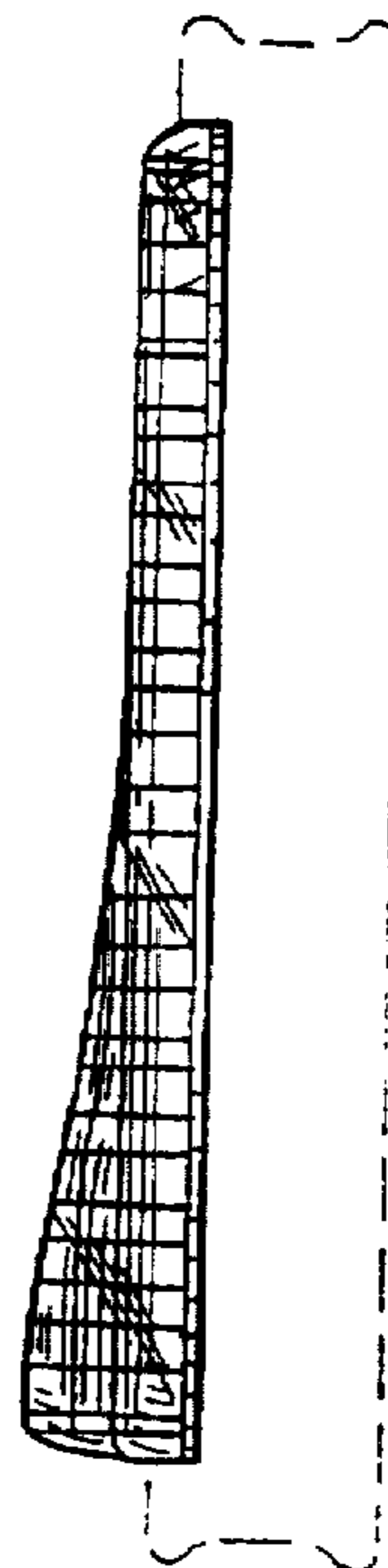


FIG. 5

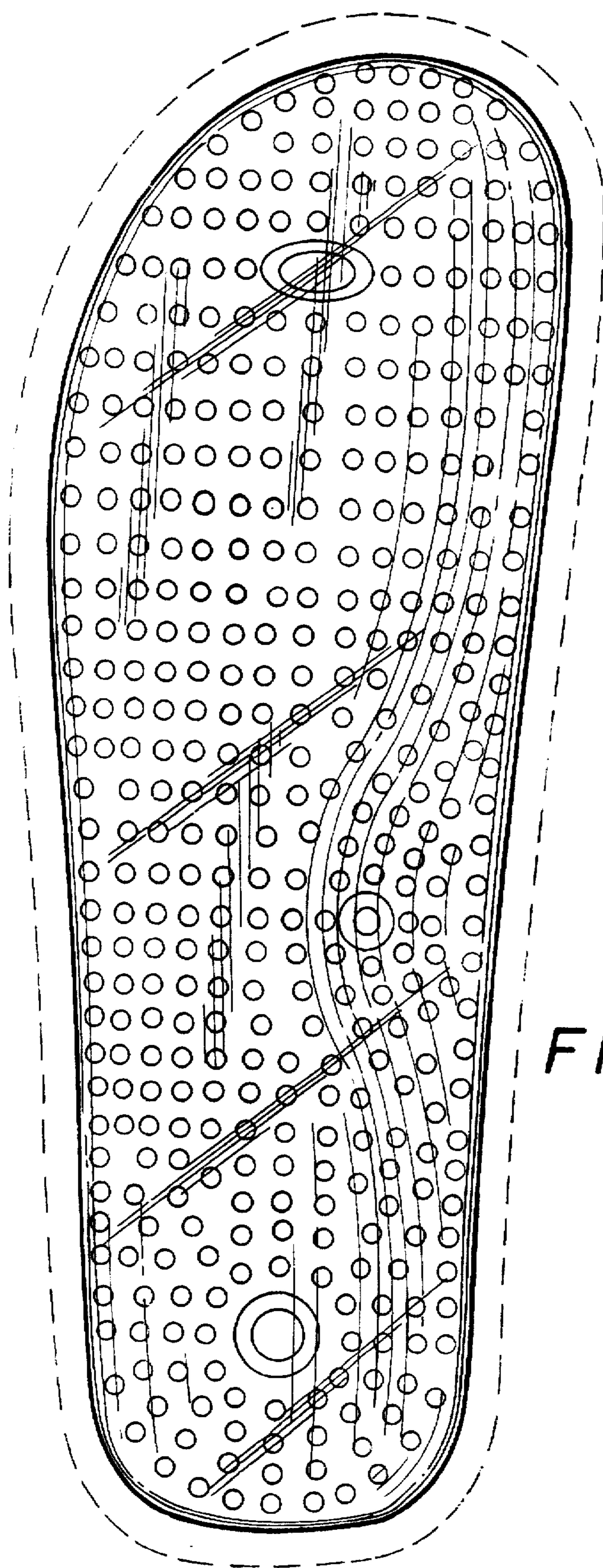


FIG. 6

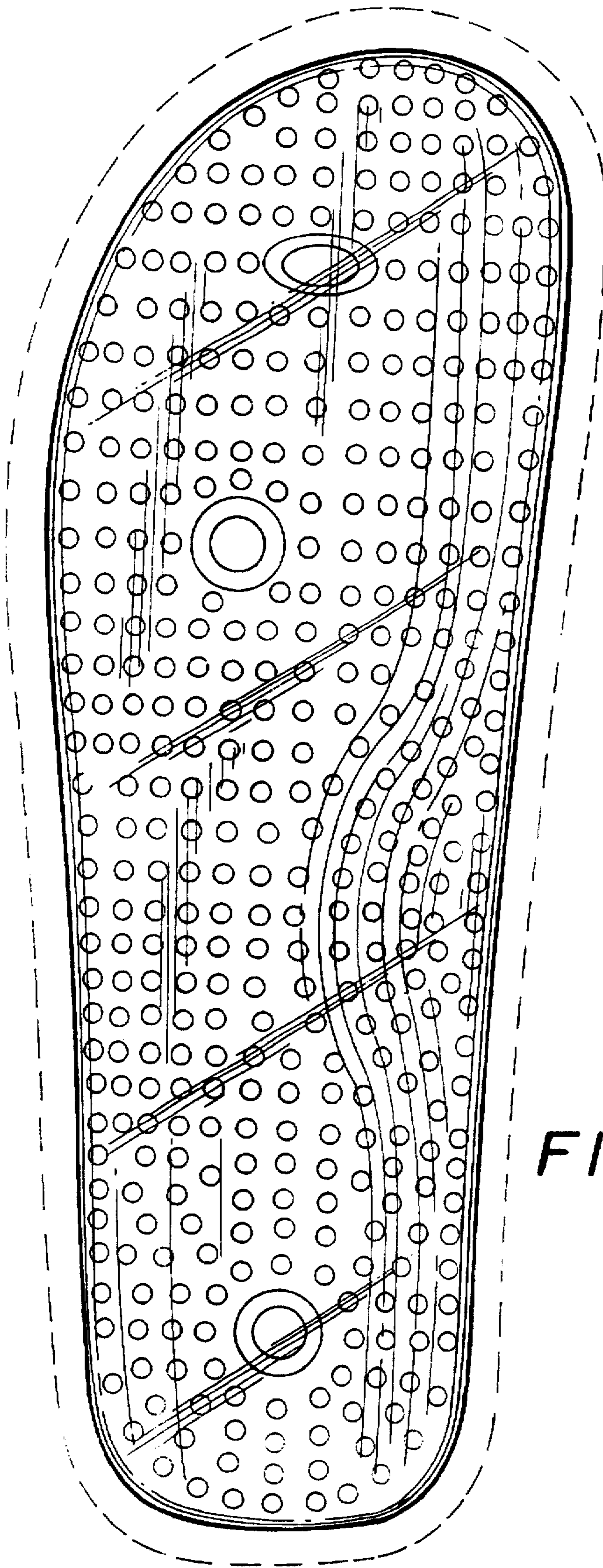


FIG. 7

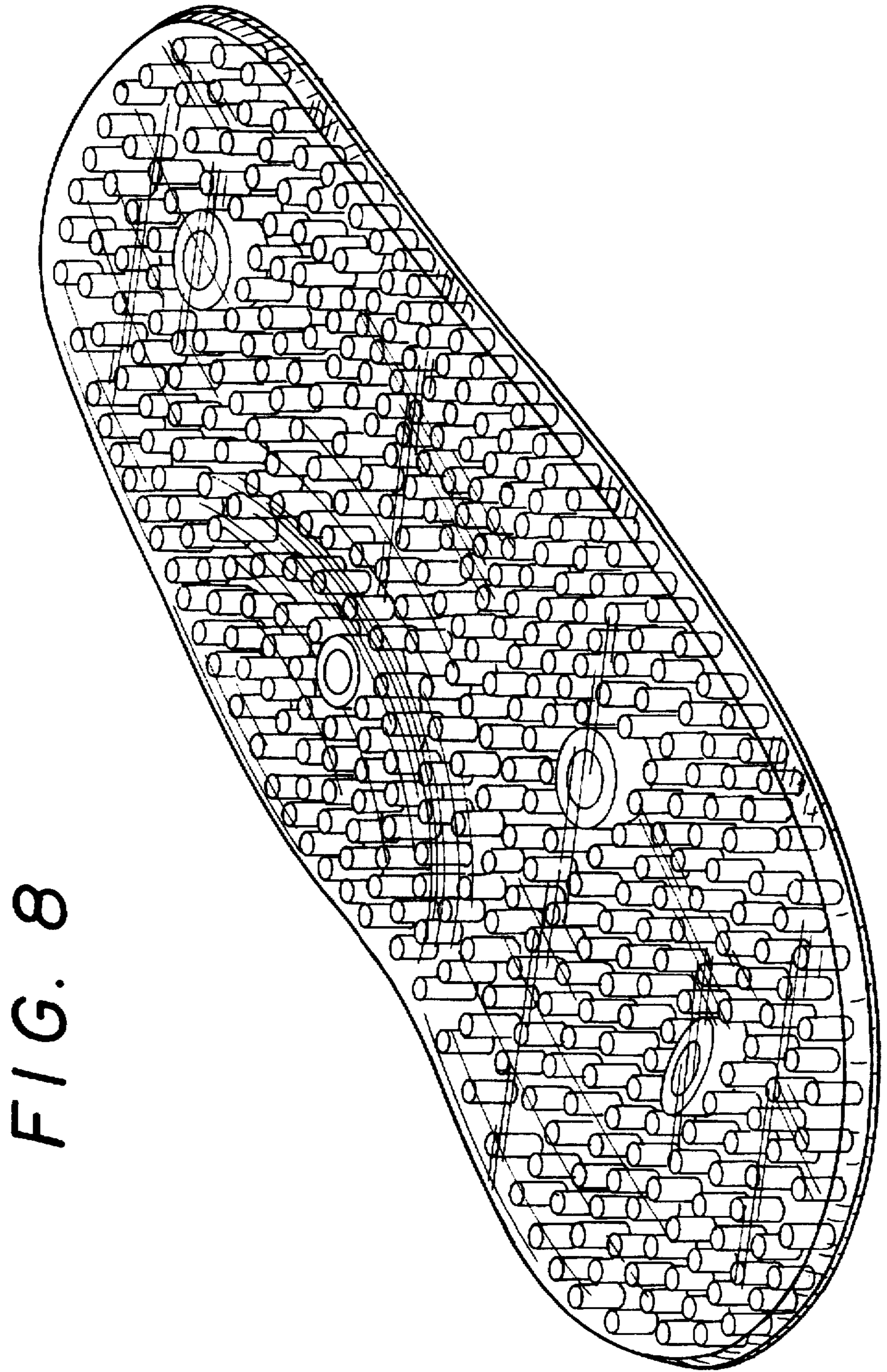


FIG. 8

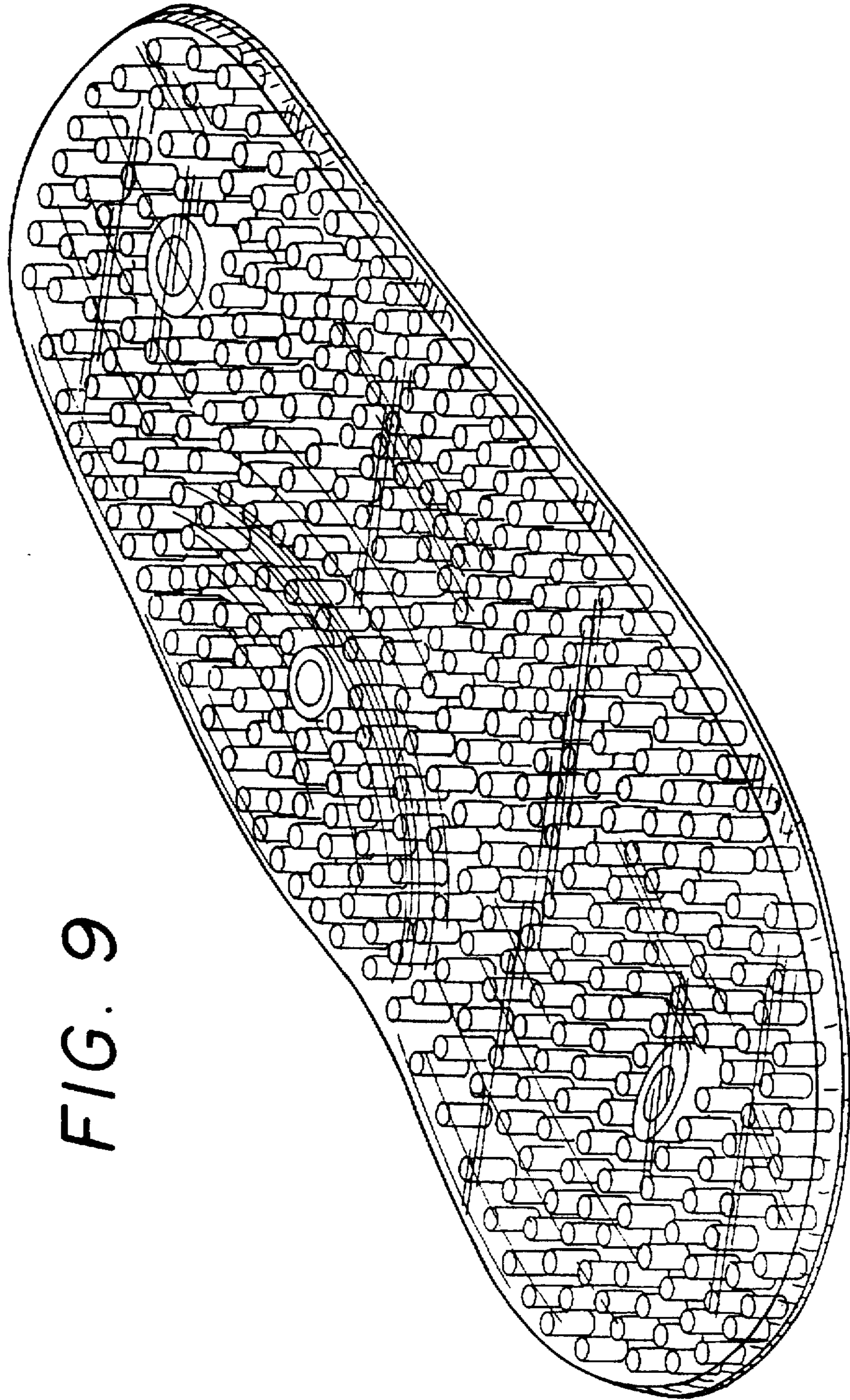


FIG. 9



FIG. 10

