



US00D397195S

# United States Patent [19]

Allen et al.

[11] Patent Number: **Des. 397,195**

[45] Date of Patent: **\*\*Aug. 18, 1998**

[54] **HUMIDIFIER**

[75] Inventors: **Diane Allen**, Marlborough; **Walter Birdsell**; **John Longan**, both of Shrewsbury; **Kenneth Ritsher**, Watertown; **Kenneth David Harris**, Cambridge; **Stanley Gresens**, Charlestown, all of Mass.

[73] Assignee: **Honeywell Inc.**, Minneapolis, Minn.

[\*\*] Term: **14 Years**

[21] Appl. No.: **63,636**

[22] Filed: **Dec. 12, 1996**

[51] LOC (6) Cl. .... **23-04**

[52] U.S. Cl. .... **D23/356; D23/358**

[58] Field of Search ..... **D23/356-363; 261/107, 104; 392/403-406, 394; 422/120, 123**

### [56] **References Cited**

#### U.S. PATENT DOCUMENTS

D. 84,470	6/1931	French	.....	D23/356
D. 84,471	6/1931	French	.....	D23/356
D. 86,057	1/1932	Olson	.....	D23/356
D. 236,267	8/1975	Kemnitzner	.....	D23/358

D. 243,335	2/1977	Trombley	.....	D23/356
4,865,775	9/1989	Steiner et al.	.....	261/24
4,921,639	5/1990	Chiu	.....	261/67

#### FOREIGN PATENT DOCUMENTS

77118	9/1995	Canada	.
77119	9/1995	Canada	.

#### OTHER PUBLICATIONS

Sunbeam Corp. ADV Flyer, Humidifier (A), lower left side of page.

Primary Examiner—Lisa Lichtenstein  
Attorney, Agent, or Firm—Loletta L. Darden

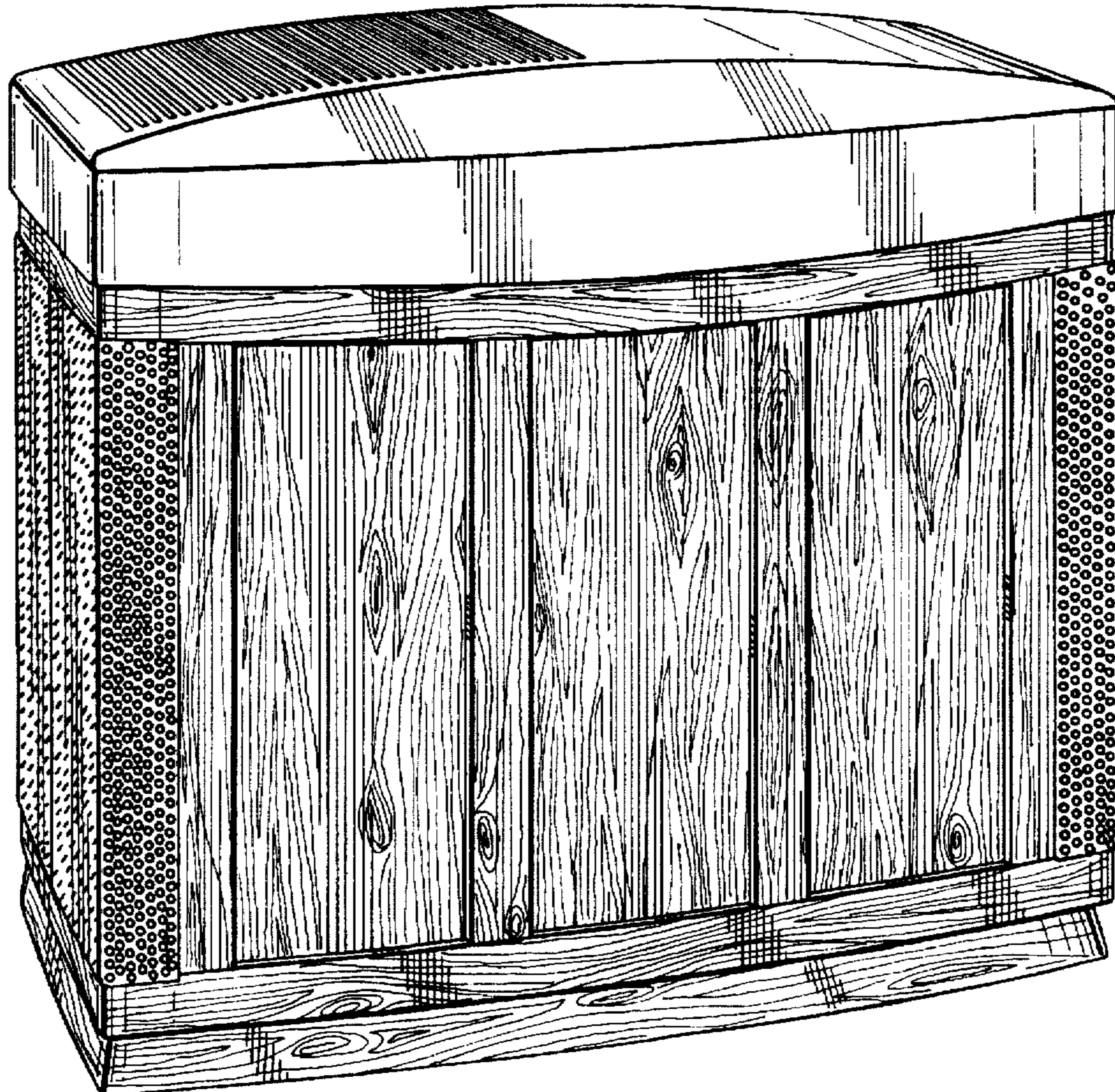
#### [57] **CLAIM**

The ornamental design for a humidifier, as shown and described.

#### DESCRIPTION

FIG. 1 is a front perspective view of a humidifier showing our design;  
FIG. 2 is a left side perspective view of the humidifier described in FIG. 1; and,  
FIG. 3 is a top plan view of the humidifier described in FIG. 1.  
The bottom and rear of the design are flat and unornamented.

**1 Claim, 3 Drawing Sheets**



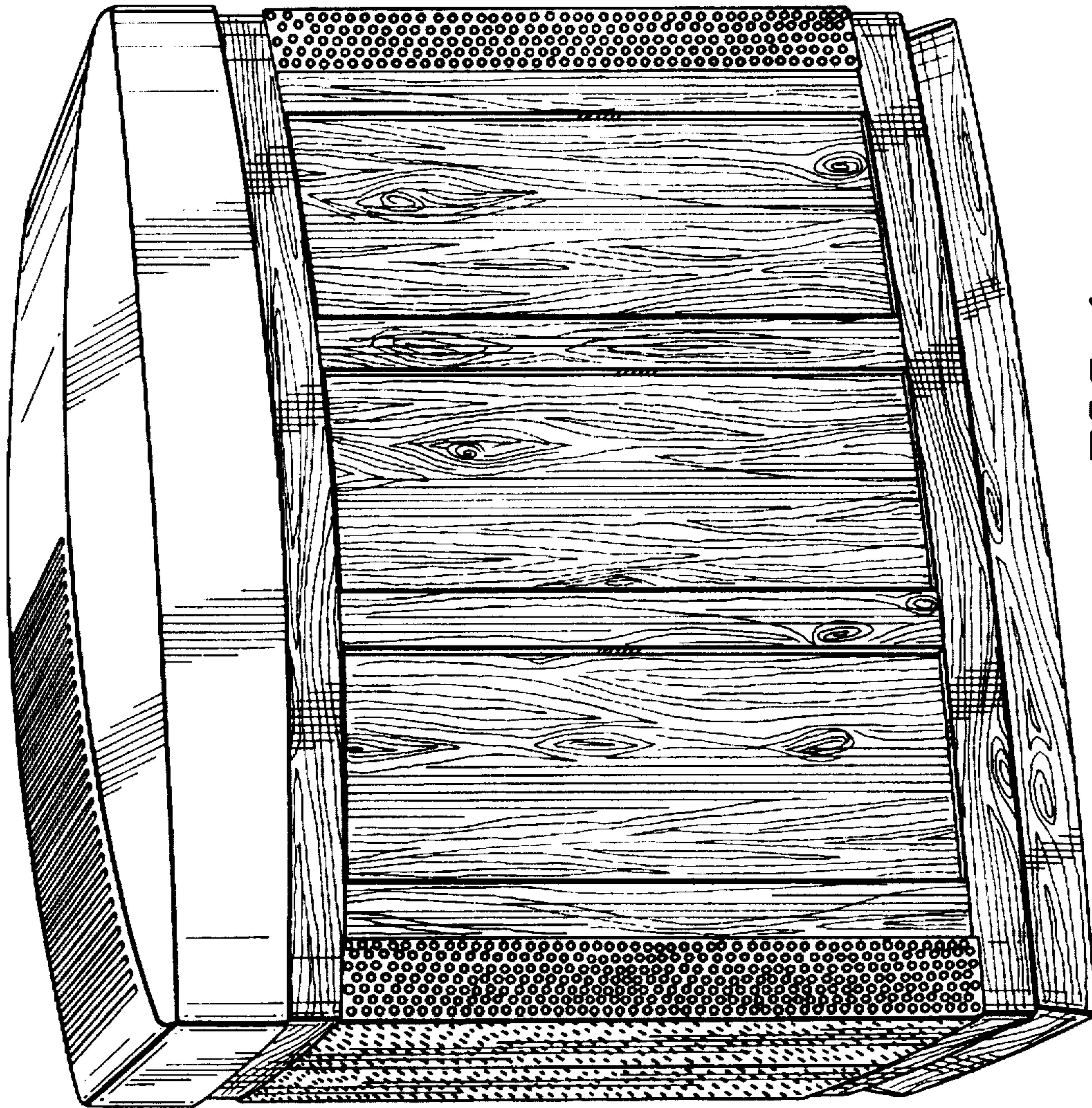


FIG. 1

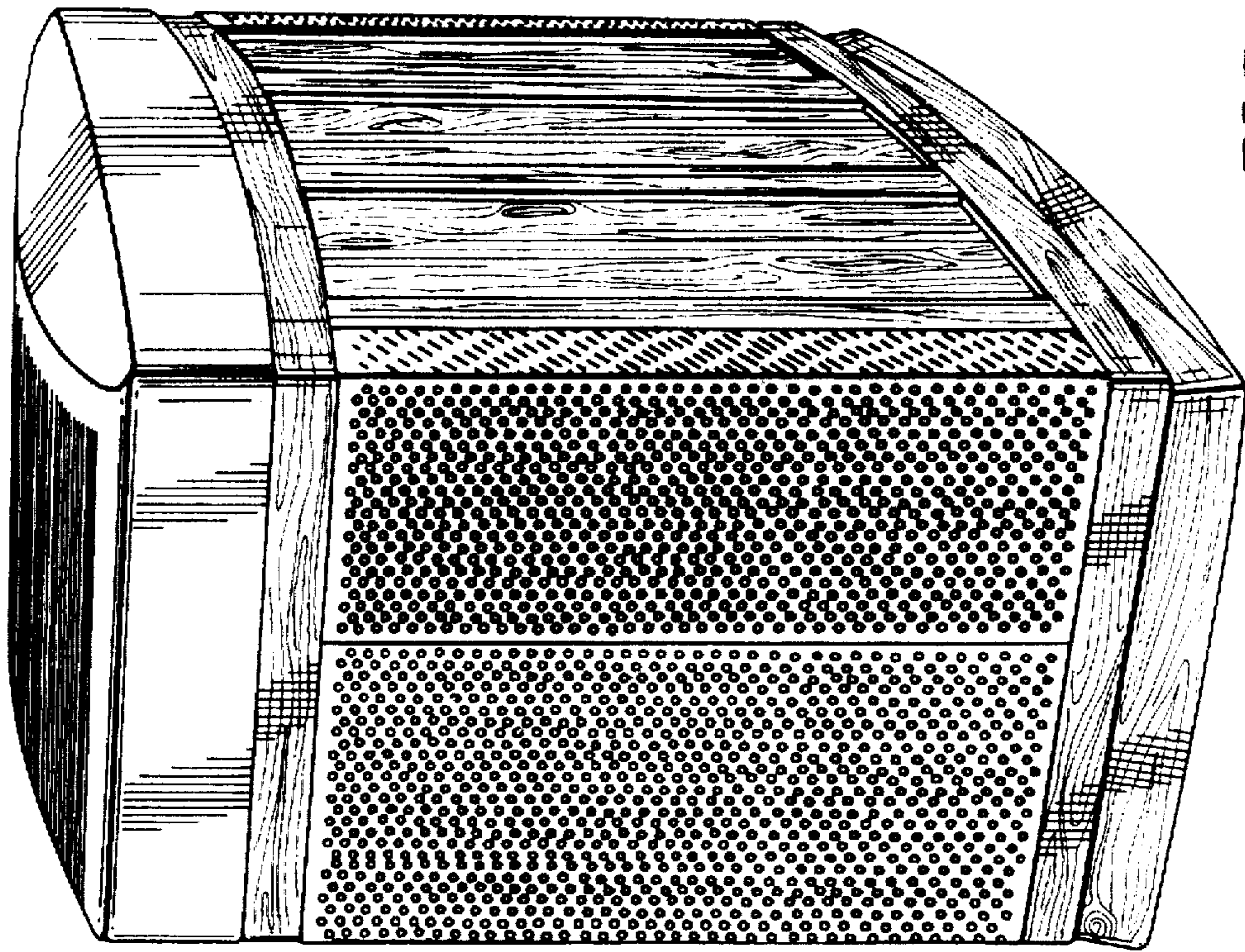


FIG. 2

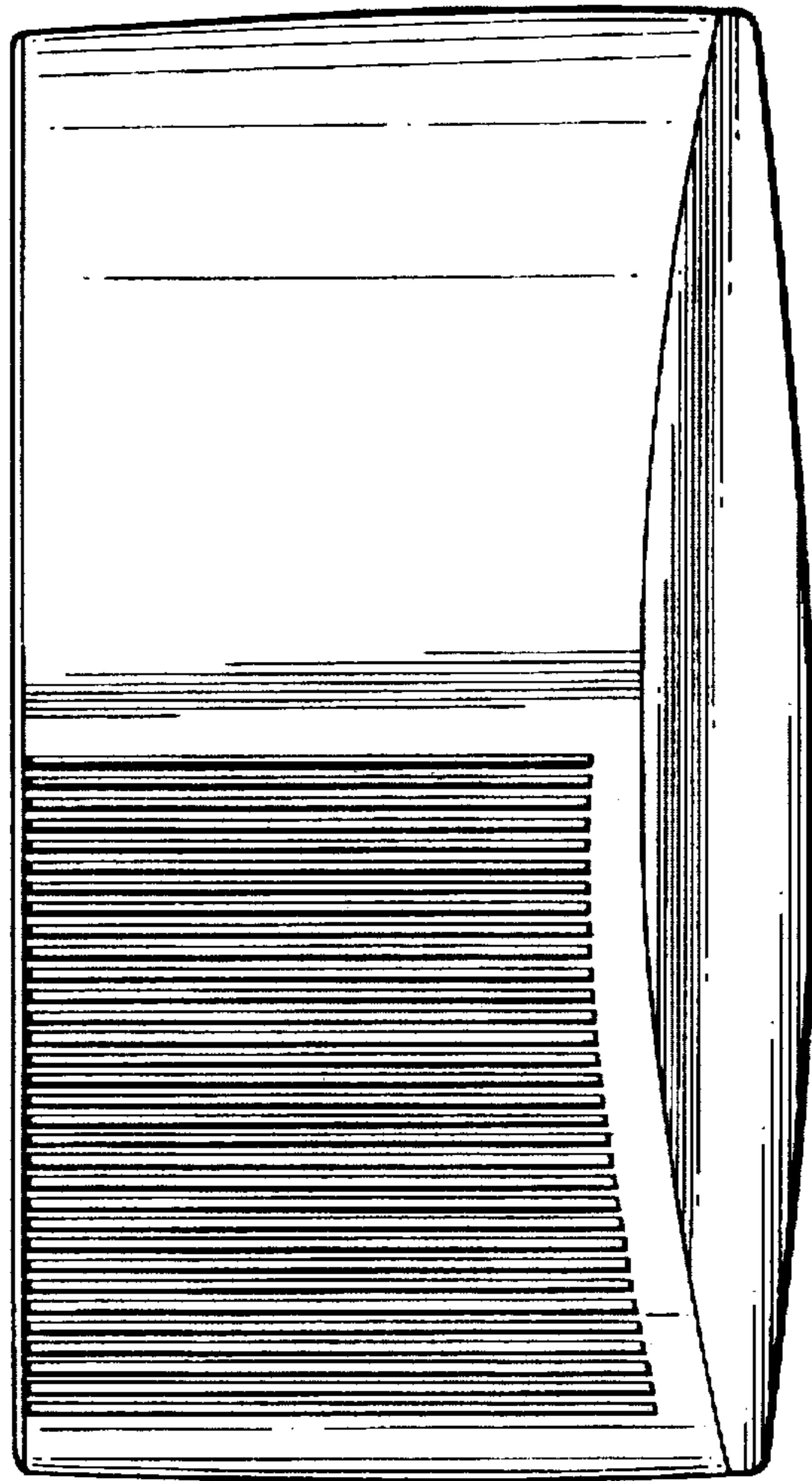


FIG. 3