



US00D397185S

**United States Patent** [19]  
**Pollard**

[11] **Patent Number: Des. 397,185**  
[45] **Date of Patent: \*\*Aug. 18, 1998**

[54] **GOLF CLUB COVER CONFIGURED AS A SPORTS ITEM**

[76] **Inventor: Owen Craig Pollard, 2370 Brookhaven Pass, Vista, Calif. 92083**

[\*\*] **Term: 14 Years**

[21] **Appl. No.: 75,913**

[22] **Filed: Aug. 28, 1997**

**Related U.S. Application Data**

[62] **Division of Ser. No. 42,173, Aug. 2, 1995, abandoned.**

[51] **LOC (6) CL. .... 21-02**

[52] **U.S. CL. .... D21/221**

[58] **Field of Search .... D21/221, 204, D21/205; 150/160**

**References Cited**

**U.S. PATENT DOCUMENTS**

- D. 191,210 8/1961 Banda et al. .... D21/221
- D. 273,968 5/1984 Masai et al. .... D21/221

- D. 287,392 12/1986 Brittner et al. .... D21/221
- D. 301,047 5/1989 Pace ..... D21/221
- D. 312,289 11/1990 Pace ..... D21/221
- 3,492,746 2/1970 Hauck ..... D21/221 X
- 3,727,659 4/1973 Shuford ..... 150/160
- 5,099,898 3/1992 Miller ..... 150/160
- 5,284,194 2/1994 Gaffney ..... 150/160

*Primary Examiner*—Sandra L. Morris  
*Assistant Examiner*—Mitchell I. Siegel  
*Attorney, Agent, or Firm*—Leonard Tachner

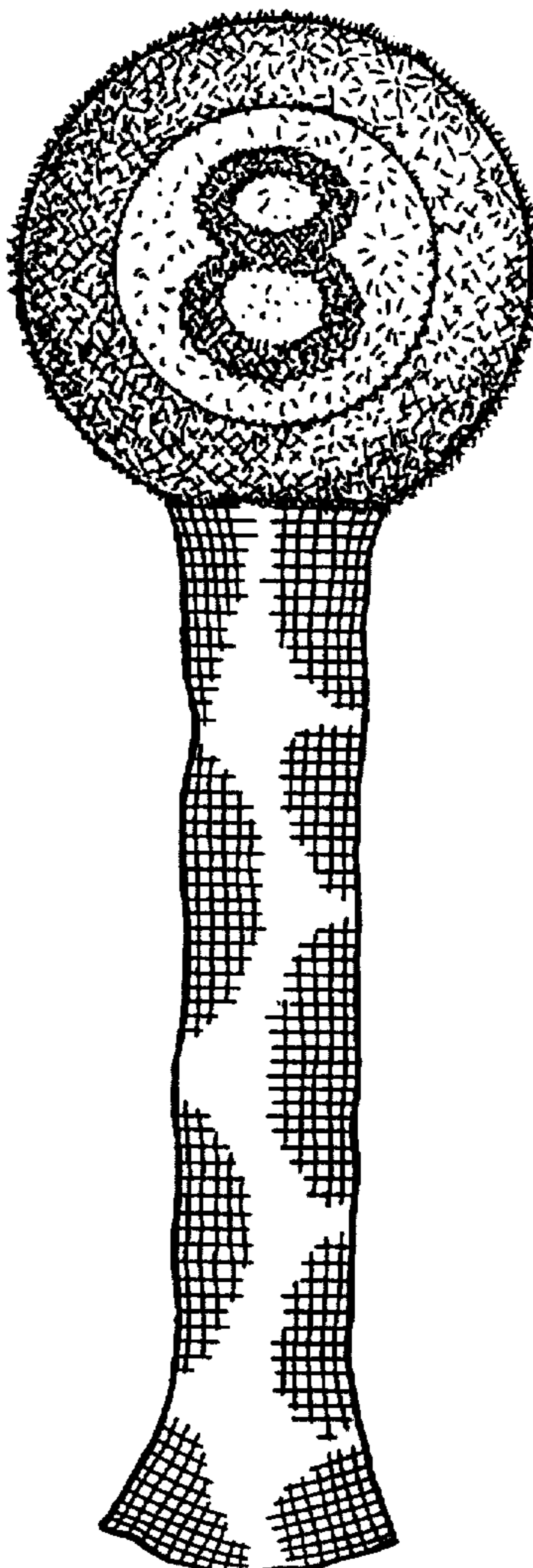
[57] **CLAIM**

The ornamental design for “golf club cover configured as a sports item”, as shown and described.

**DESCRIPTION**

FIG. 1 is a side view of a golf club cover configured as a sports item, the undisclosed sides being identical; FIG. 2 is a top plan view thereof; and, FIG. 3 is a bottom plan view thereof. The broken away pattern sections on the lower portion of the golf club cover is considered standard drawing practice.

**1 Claim, 1 Drawing Sheet**



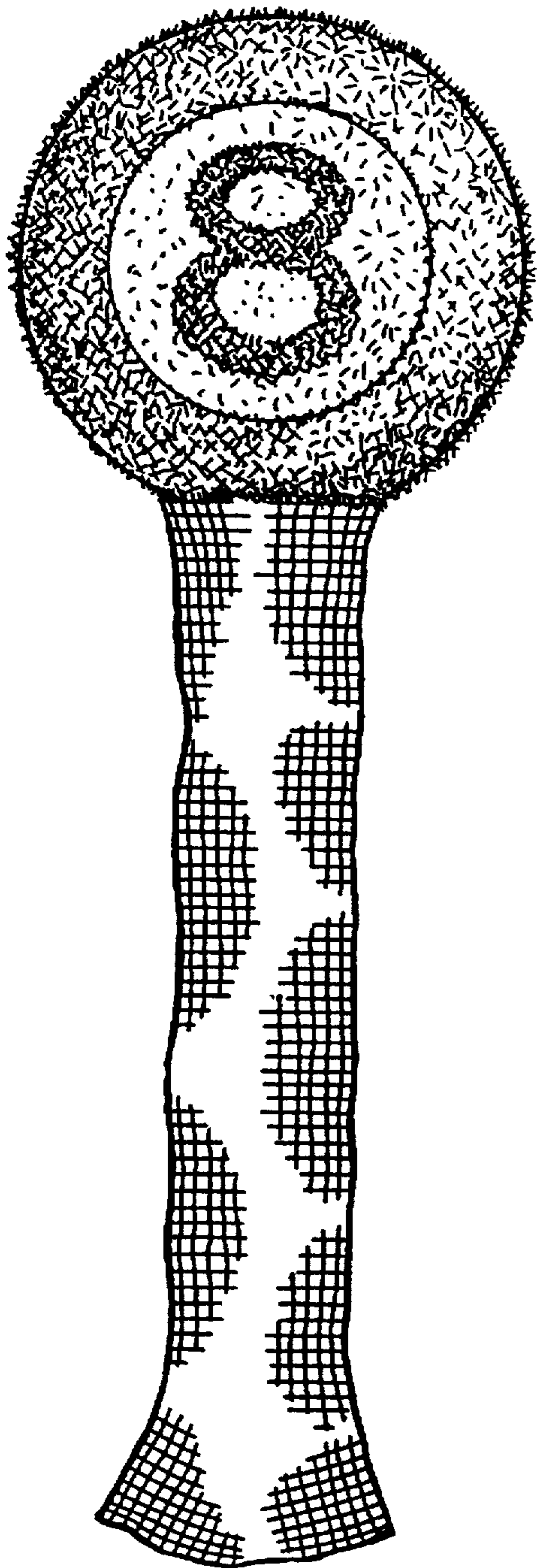


FIG. 1

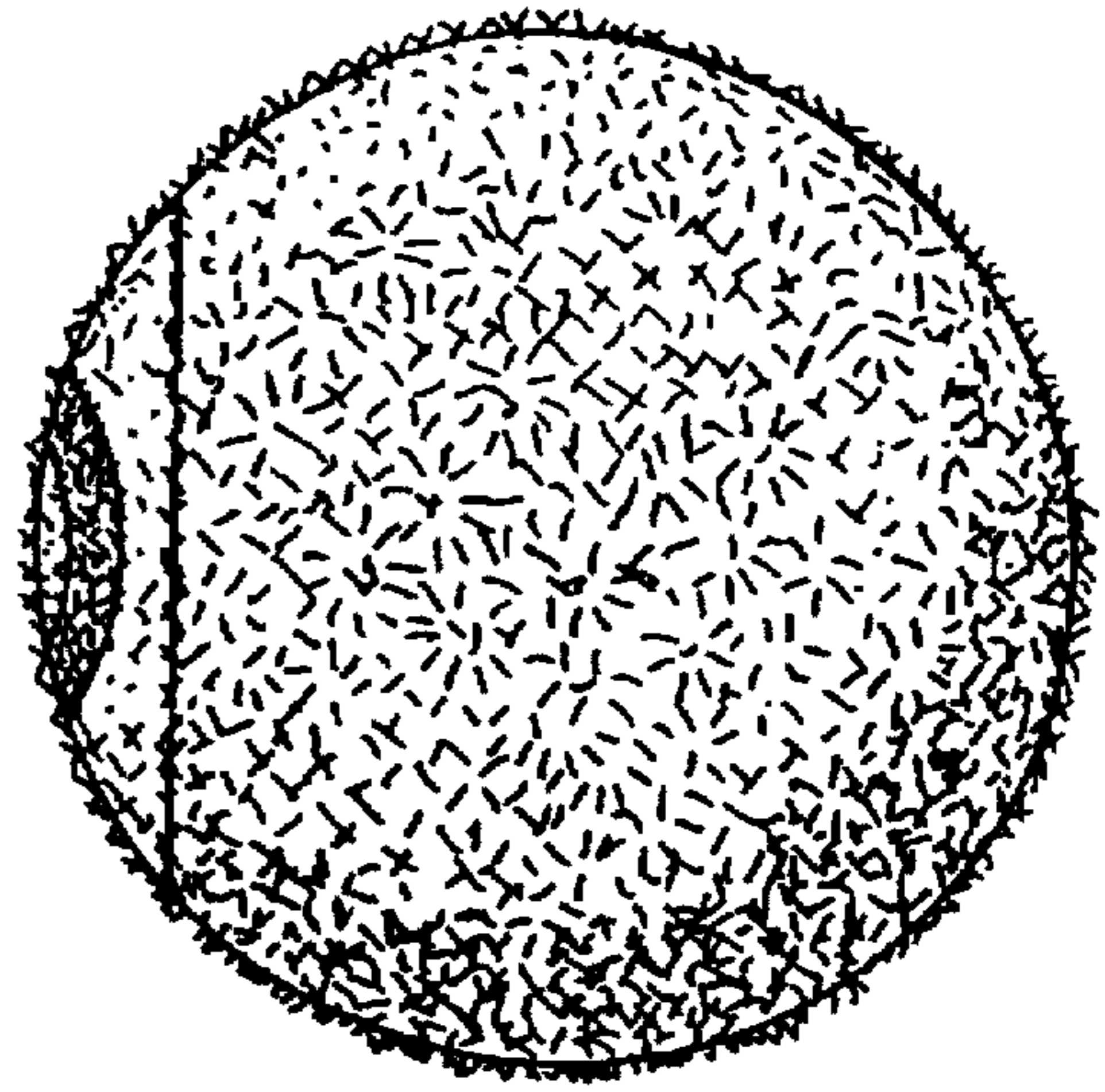


FIG. 2




FIG. 3