



US00D397177S

**United States Patent** [19]  
**Spano**

[11] **Patent Number: Des. 397,177**

[45] **Date of Patent: \*\*Aug. 18, 1998**

[54] **GOLF CLUB HEAD**

5,584,769 12/1996 Sundin ..... 473/325

[76] **Inventor: Joseph L. Spano, 120 Fairview Dr.,  
Madisonville, La. 70447**

*Primary Examiner—Sandra L. Morris*  
*Assistant Examiner—Mitchell I. Siegel*  
*Attorney, Agent, or Firm—Michael D. Carbo*

[\*\*] **Term: 14 Years**

[57] **CLAIM**

[21] **Appl. No.: 72,180**

The ornamental design for a golf club head, as shown and described.

[22] **Filed: Jun. 11, 1997**

**DESCRIPTION**

[51] **LOC (6) Cl. .... 21-02**

[52] **U.S. Cl. .... D21/217**

[58] **Field of Search** ..... D21/217-219,  
D21/104, 105, 108; 473/251-256, 340,  
341, 325, 190

FIG. 1 is a front elevation view of a golf club head according to the invention;

FIG. 2 is a side elevation view on line 2—2 of FIG. 1;

FIG. 3 is a side elevation view on line 3—3 of FIG. 1;

FIG. 4 is a top view of a golf club head according to the invention;

FIG. 5 is a bottom view of a golf club head according to the invention; and,

FIG. 6 is a perspective view of a golf club head according to the invention.

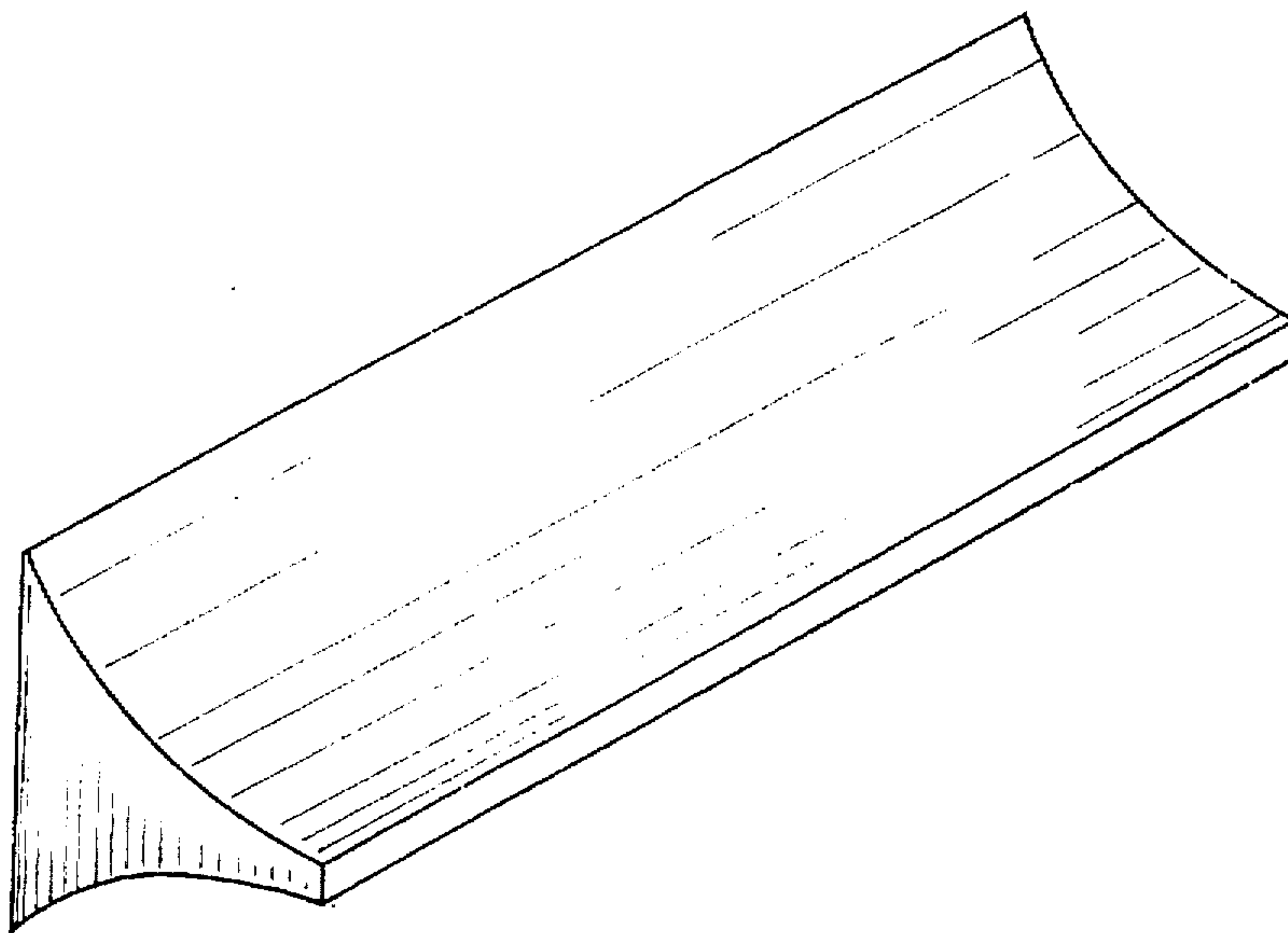
The undisclosed rear elevational view is plainer and unornamented.

[56] **References Cited**

**U.S. PATENT DOCUMENTS**

D. 182,485	4/1958	Sprinkel	.....	D21/219
D. 193,897	10/1962	Vachon	.....	D21/218
D. 202,504	10/1965	Citro	.....	D21/217
D. 213,118	1/1969	Onaka	.....	D21/219
D. 217,873	6/1970	Currie	.....	D21/218 X
5,584,768	12/1996	Lee	.....	473/190

**1 Claim, 2 Drawing Sheets**



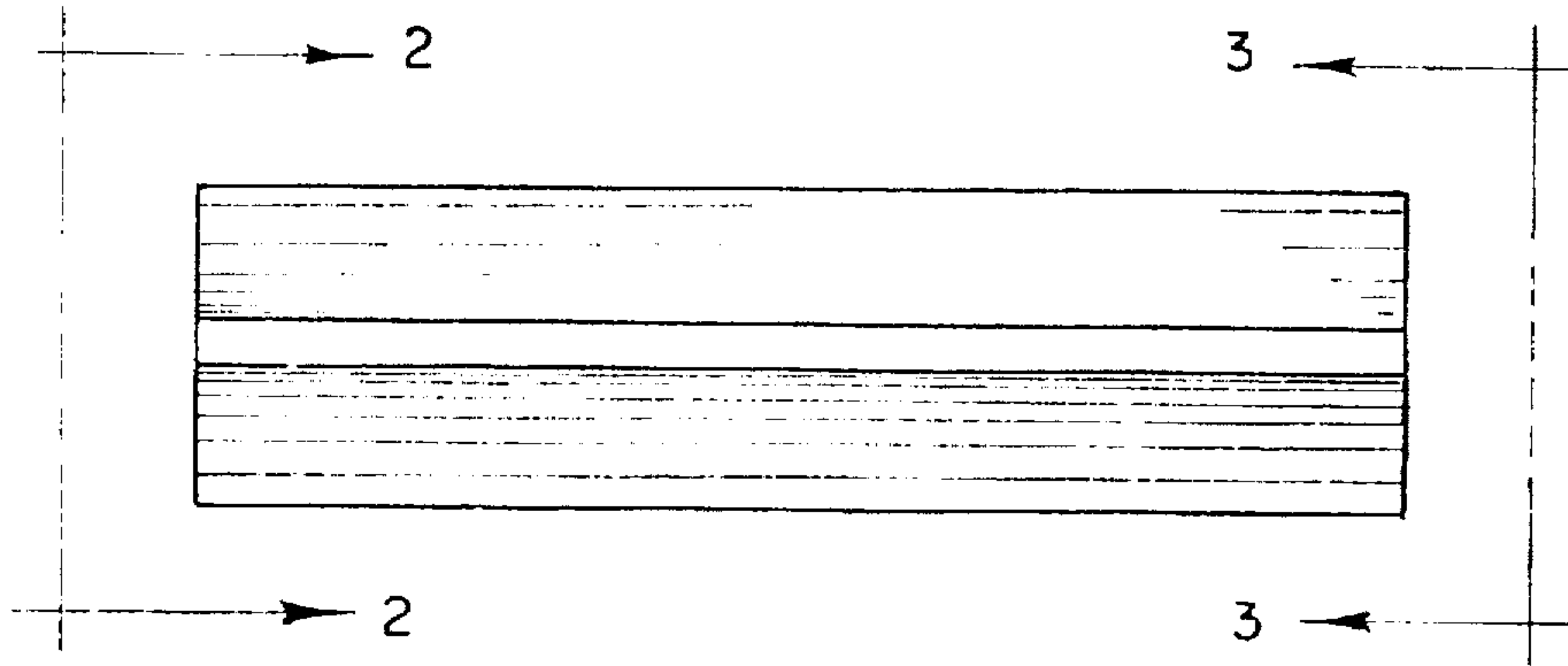


FIG. 1




FIG. 2

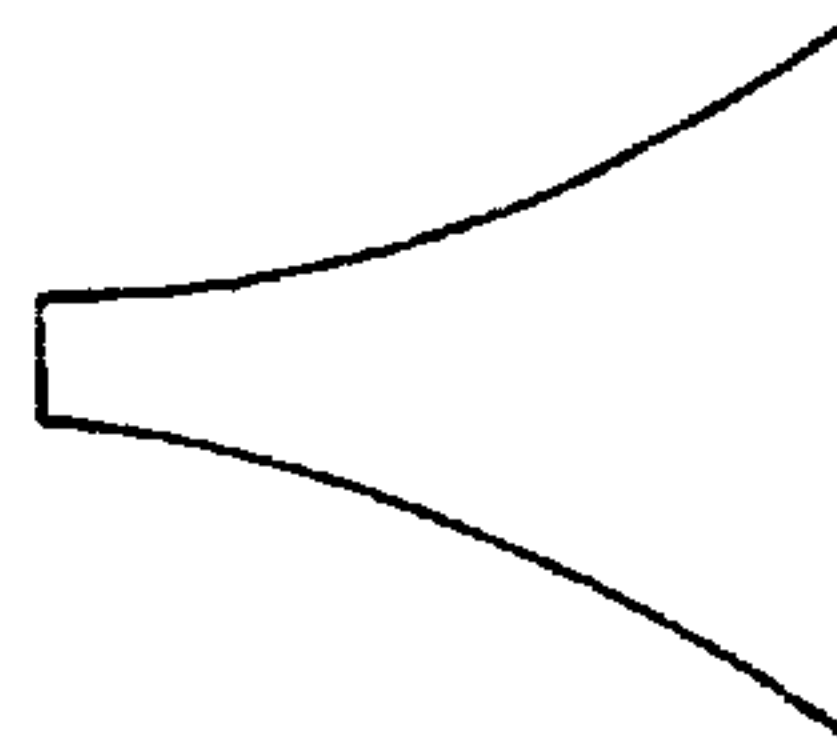


FIG. 3




FIG. 4


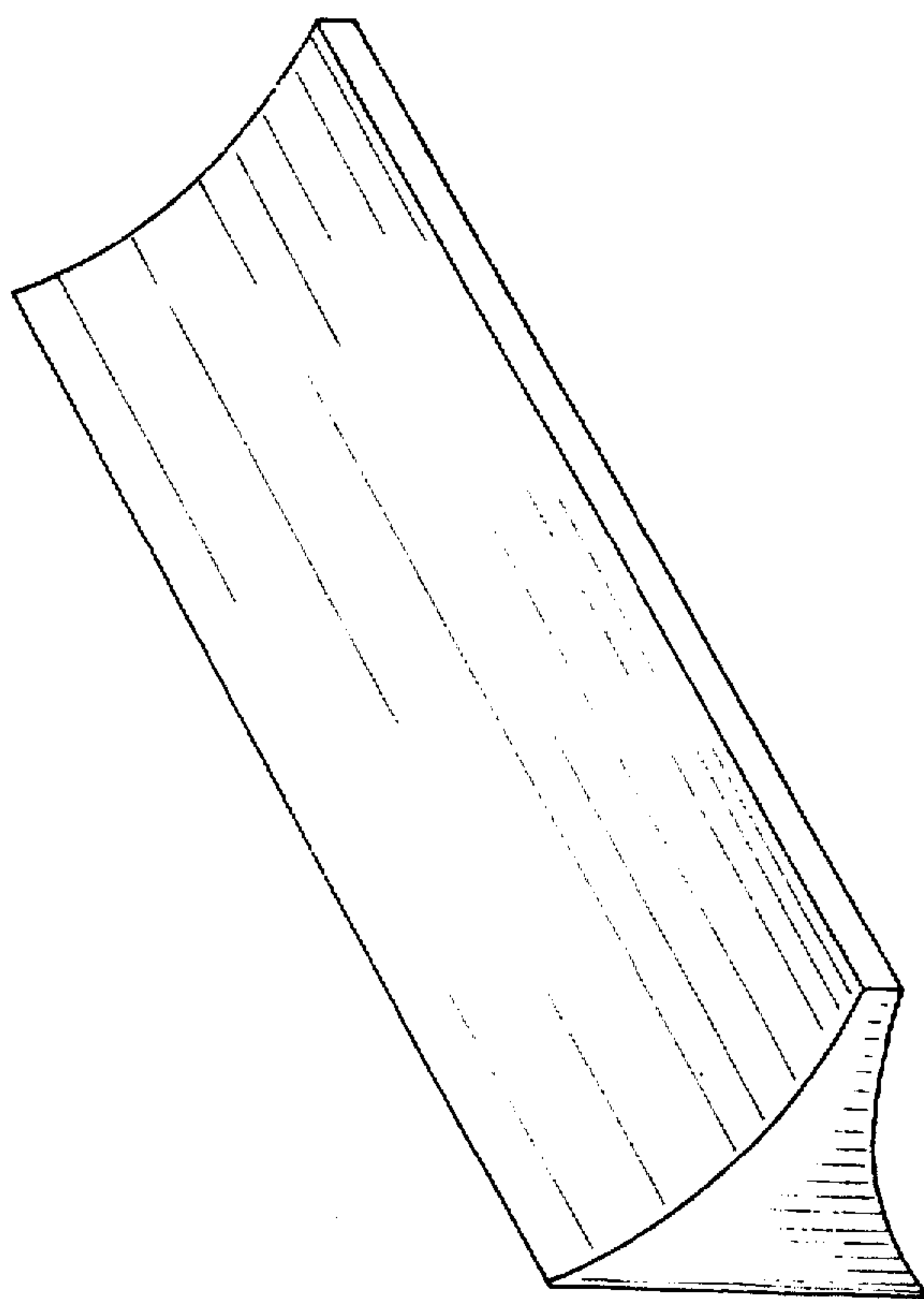


FIG. 5



F I G. 6