



US00D397166S

United States Patent [19]
Lai

[11] **Patent Number:** **Des. 397,166**
[45] **Date of Patent:** ****Aug. 18, 1998**

[54] **BABY WALKER**

[76] **Inventor:** **Jui Hsing Lai**, No. 177, Li-Sing Road,
Sung-Ming District, Kaoshiung, Taiwan

[**] **Term:** **14 Years**

[21] **Appl. No.:** **71,346**

[22] **Filed:** **May 28, 1997**

[51] **LOC (6) Cl.** **21-01**

[52] **U.S. Cl.** **D21/78; D21/71; D12/130**

[58] **Field of Search** **D21/71-81, 128,**
D21/130, 134-141; D12/130; 280/1.13,
828, 87.021, 87.01, 47.11, 87.051; 446/424-425,
427, 433, 454, 456, 457, 462, 465, 470

[56] **References Cited**

U.S. PATENT DOCUMENTS

- D. 206,812 1/1967 Keller D21/71
- D. 255,258 6/1980 Lukes D21/137
- D. 266,100 9/1982 Miller D21/76
- D. 305,108 12/1989 Blumenthal D12/130

- D. 316,281 4/1991 Mirisch, Sr. D21/71
- D. 369,023 4/1996 Cheng D21/136
- 3,693,998 9/1972 Cummins 280/87.01
- 5,046,750 9/1991 Heubl 280/87.021

Primary Examiner—Raphael Barkai
Attorney, Agent, or Firm—Morton J. Rosenberg; David I. Klein; Jun Y. Lee

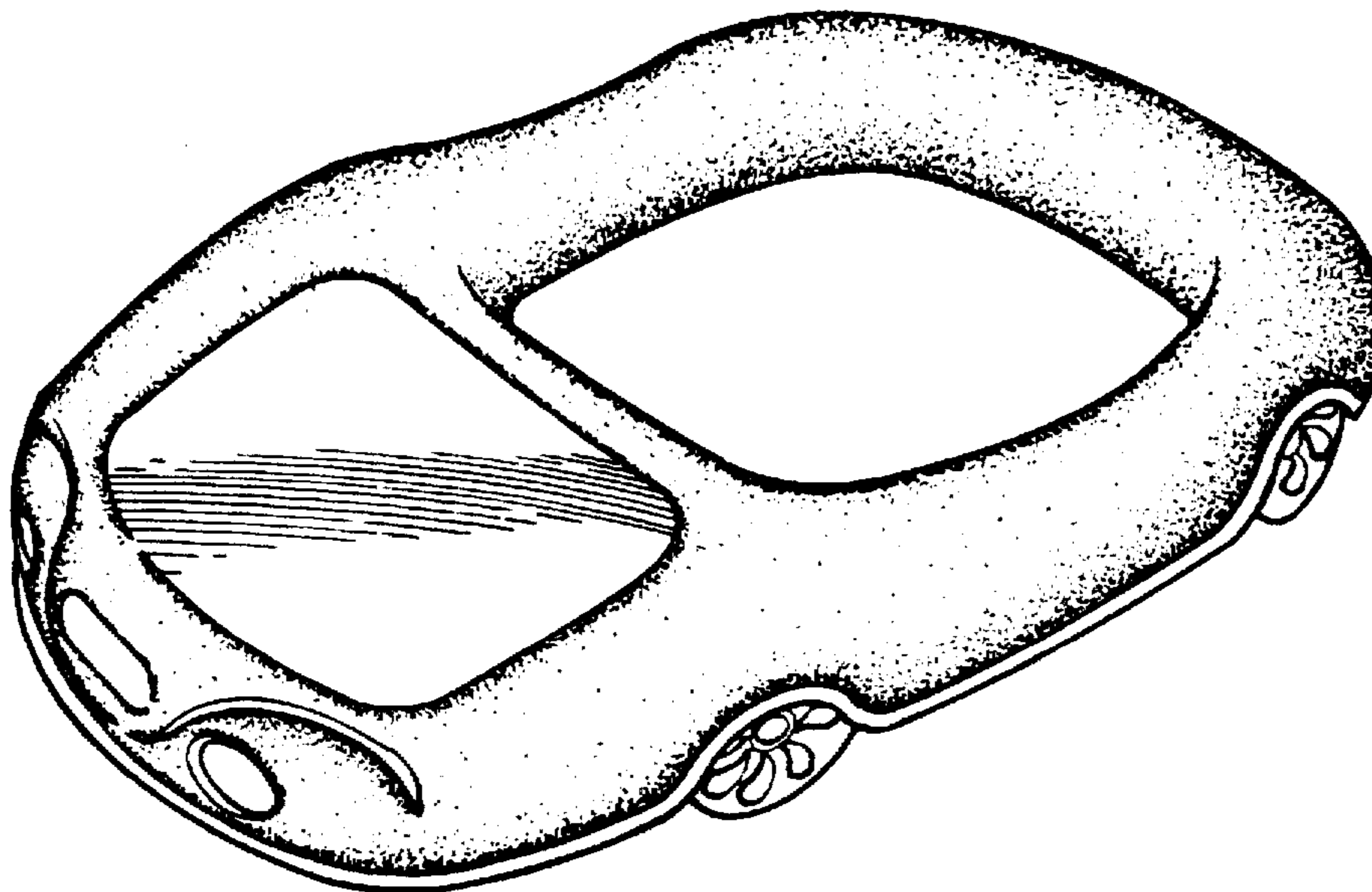
[57] **CLAIM**

The ornamental design for a baby walker, as shown and described.

DESCRIPTION

FIG. 1 is a front-right-top perspective view of a baby walker, showing my new design;
FIG. 2 is a front elevational view thereof;
FIG. 3 is a rear elevational view thereof;
FIG. 4 is a right elevational view thereof;
FIG. 5 is a left elevational view thereof;
FIG. 6 is a top plane view thereof; and
FIG. 7 is a bottom plane view thereof.

1 Claim, 3 Drawing Sheets



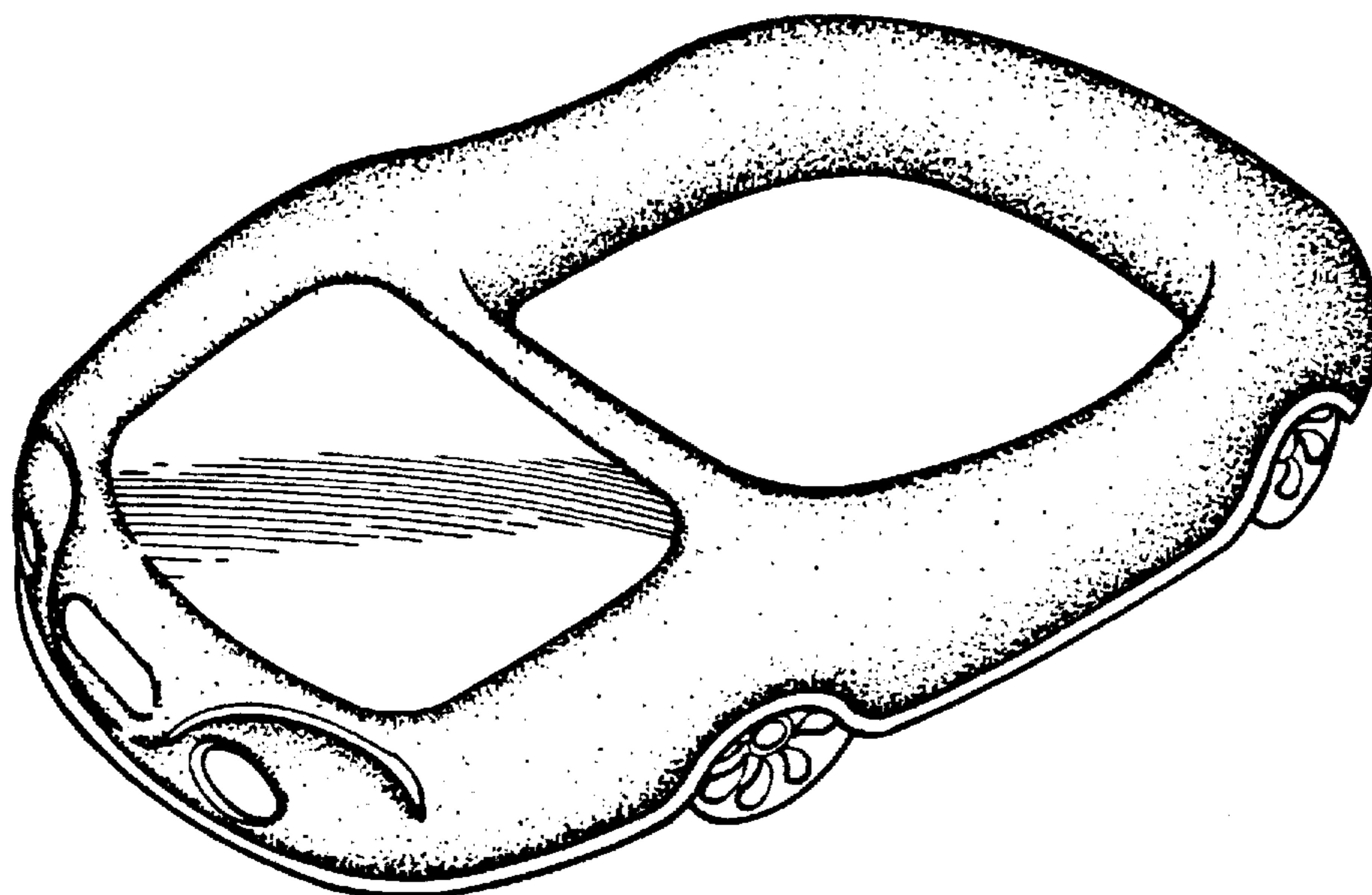


FIG. 1

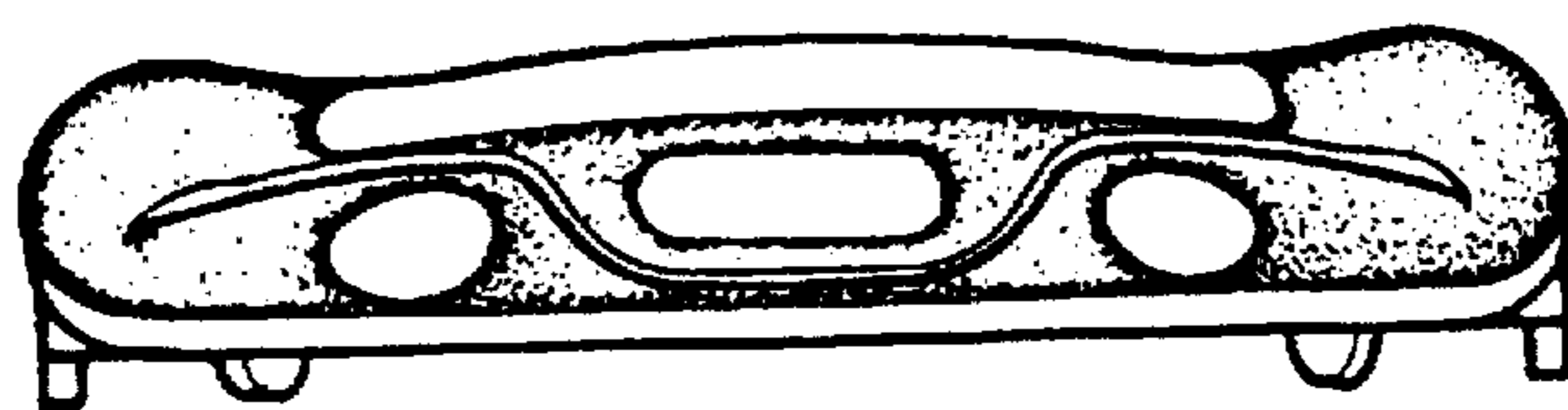


FIG. 2



FIG. 3



FIG. 4



FIG. 5

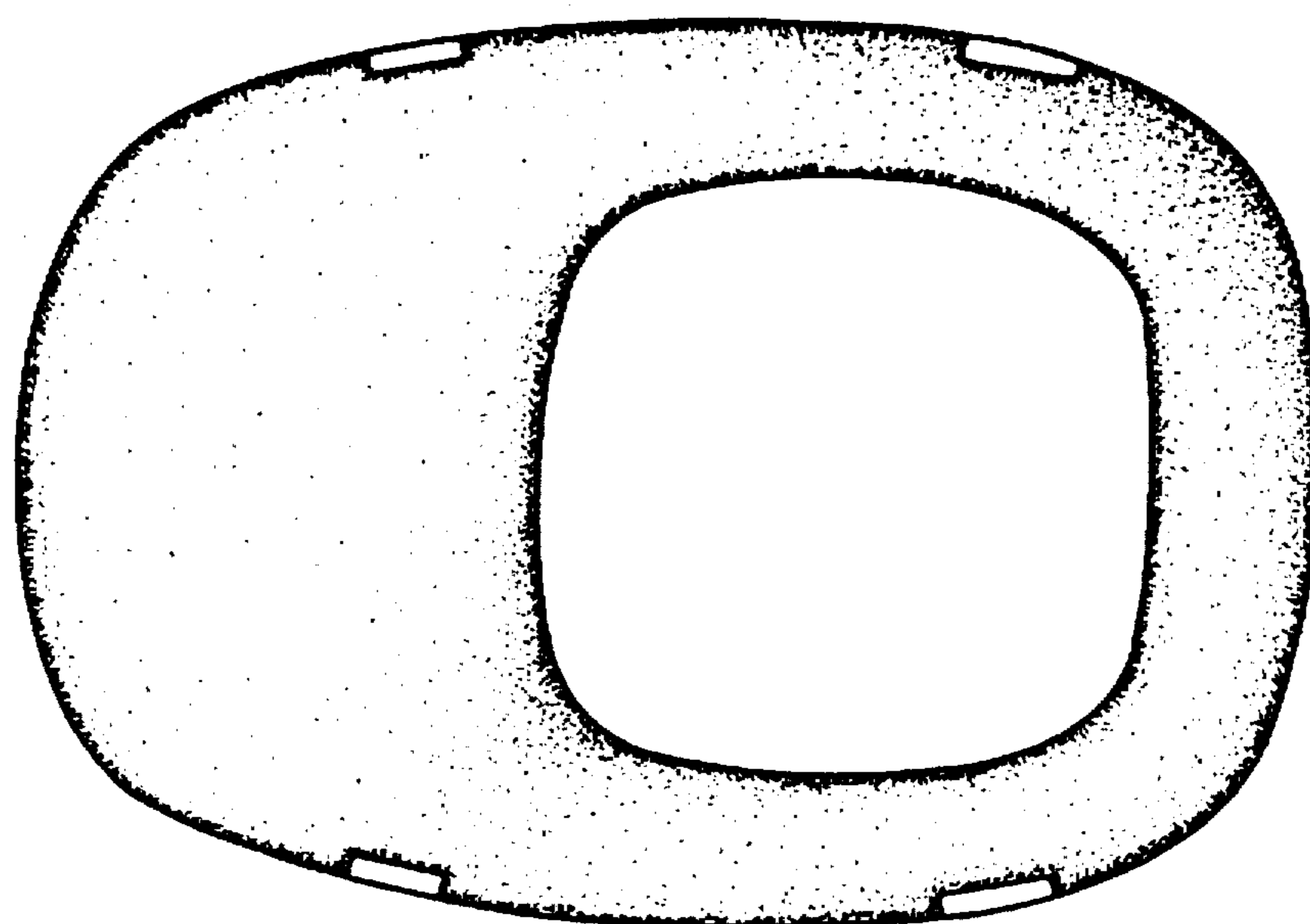


FIG. 7

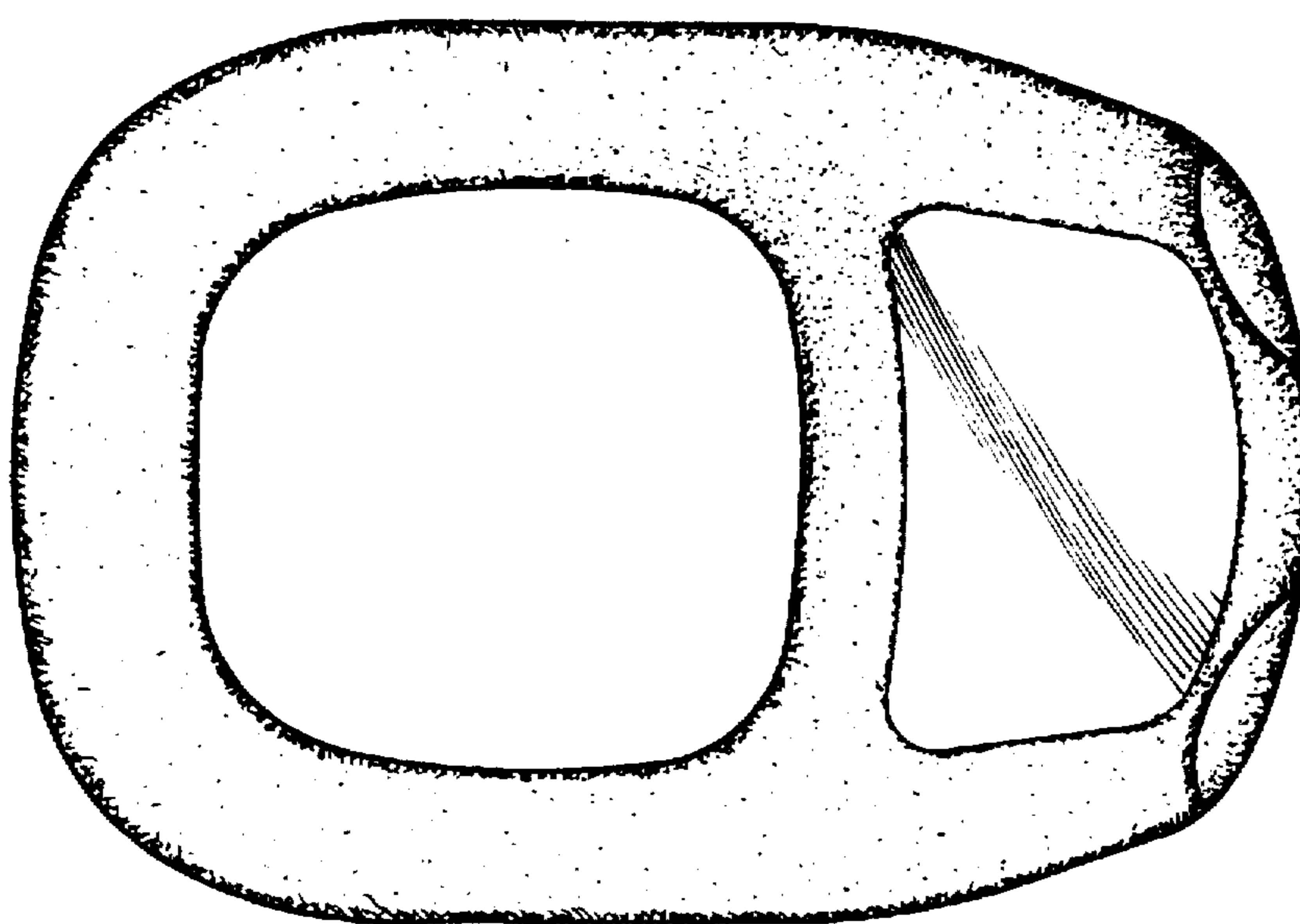


FIG. 6