



US00D397165S

United States Patent [19]
Lun

[11] **Patent Number: Des. 397,165**

[45] **Date of Patent: **Aug. 18, 1998**

[54] **DECORATIVE HAND HELD TOY**

[75] **Inventor: Wong Chung Lun, Kowloon Bay, Hong Kong**

[73] **Assignee: Fu Hong Industries, Ltd., Mongkok, Hong Kong**

[**] **Term: 14 Years**

[21] **Appl. No.: 61,122**

[22] **Filed: Oct. 16, 1996**

Related U.S. Application Data

[62] **Division of Ser. No. 42,587, Aug. 14, 1995.**

[51] **LOC (6) Cl. 21-01**

[52] **U.S. Cl. D21/65**

[58] **Field of Search D21/59, 64, 65; D24/194, 195; 446/418, 419, 421**

[56] **References Cited**

U.S. PATENT DOCUMENTS

D. 171,950 4/1954 Moore D21/65 X
D. 234,966 4/1975 Langieri et al. D21/65

D. 265,665 8/1982 Nakao et al. D21/64
D. 269,884 7/1983 Nakao et al. D21/65
D. 276,653 12/1984 Daugherty D21/65 X
D. 304,237 10/1989 Daykin D21/65 X
D. 318,075 7/1991 Capper et al. D21/65
2,211,102 8/1940 Davis 446/419

Primary Examiner—Dominic Simone
Attorney, Agent, or Firm—Woodard, Emhardt, Naughton, Moriarty & McNett

[57] **CLAIM**

The ornamental design for a decorative hand held toy, as shown and described.

DESCRIPTION

FIG. 1 is a front perspective view of a decorative hand held toy showing my new design;
FIG. 2 is a right side plan view of the design shown in FIG. 1. The left side plan view is a mirror image of FIG. 2 and thus is not further illustrated;
FIG. 3 is a front plan view of the design shown in FIG. 1;
FIG. 4 is a top plan view of the design shown in FIG. 1;
FIG. 5 is a rear plan view of the design shown in FIG. 1; and,
FIG. 6 is a bottom view of the design shown in FIG. 1.

1 Claim, 3 Drawing Sheets




Fig. 1

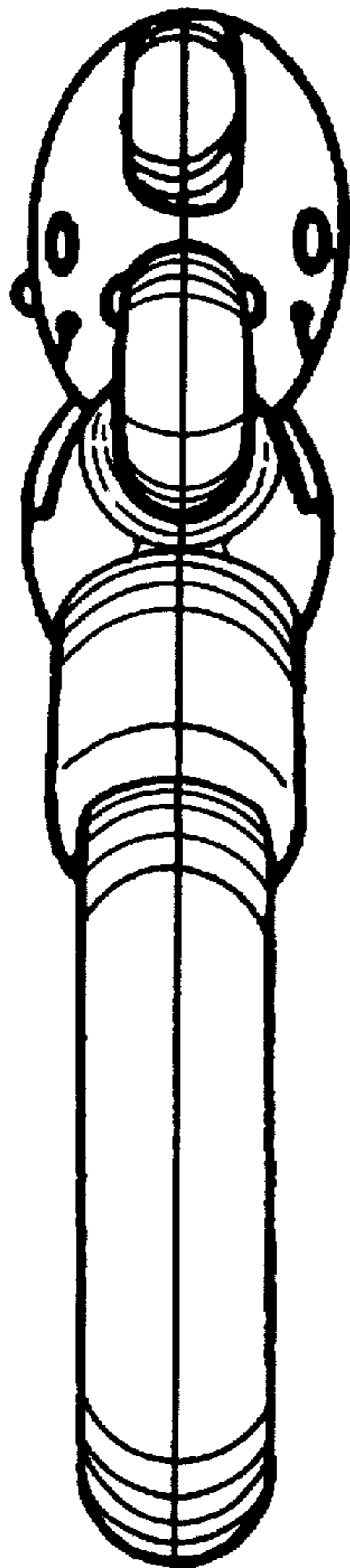



Fig. 2

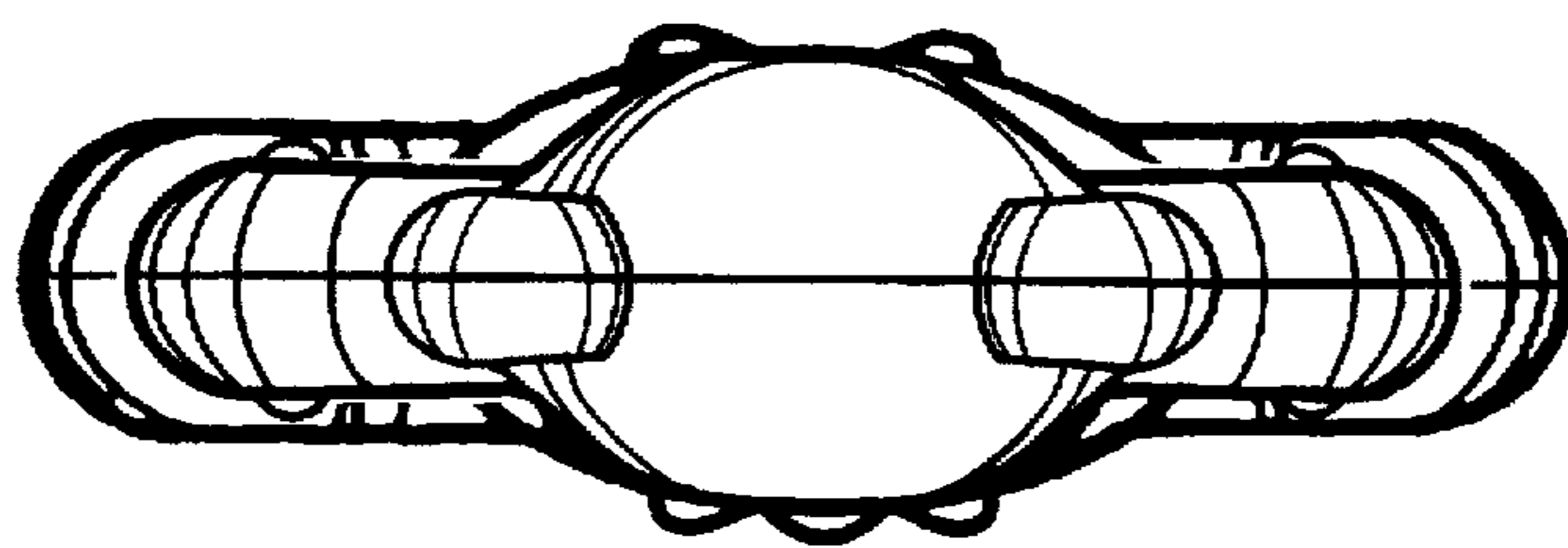


Fig. 3




Fig. 4




Fig. 5

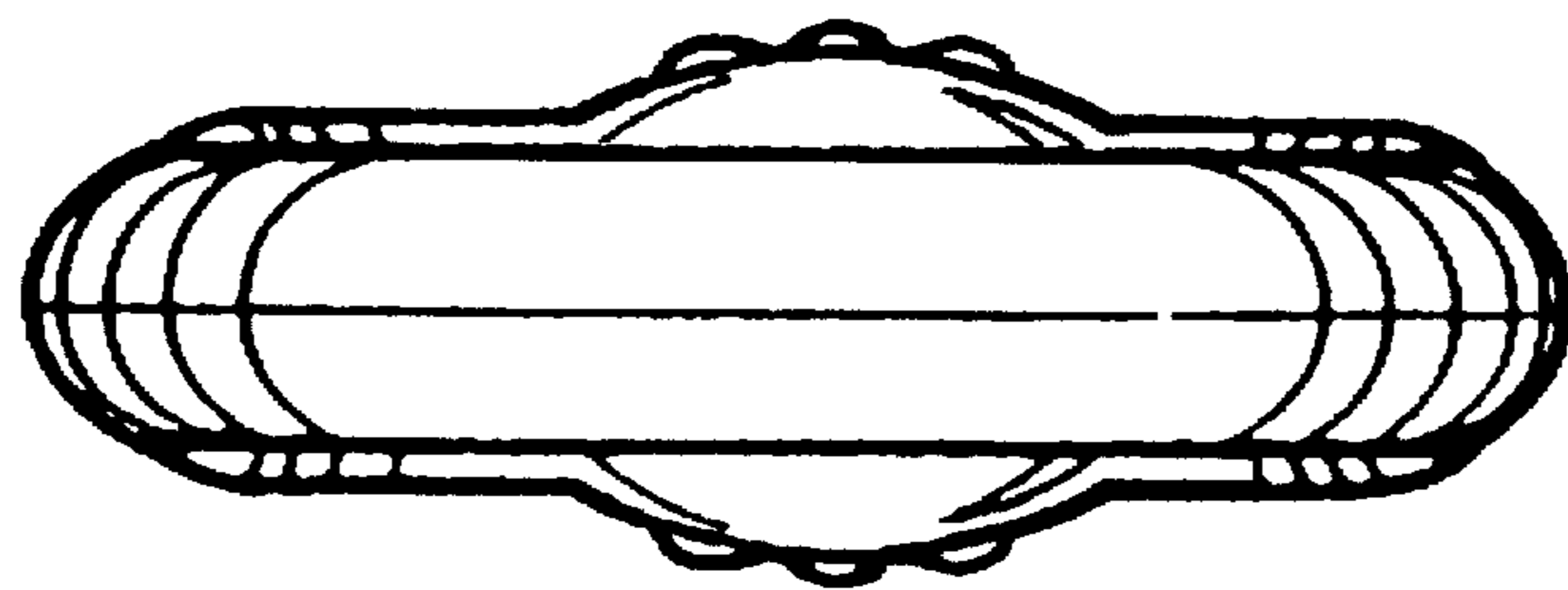


Fig. 6