



US00D397147S

United States Patent [19] Mackenzie

[11] Patent Number: **Des. 397,147**

[45] Date of Patent: ****Aug. 18, 1998**

[54] **COMBINATION PEN AND KNIFE**

[76] Inventor: **Stephen A. Mackenzie**, 32 Gafney Dr.,
Mississauga, Ontario, Canada, L5M 1E2

[**] Term: **14 Years**

[21] Appl. No.: **65,188**

[22] Filed: **Jan. 23, 1997**

[51] LOC (6) Cl. **19-06**

[52] U.S. Cl. **D19/36; D8/105; D19/49**

[58] **Field of Search** **D19/35, 36, 41-51,**
D19/53-58, 81-85; D8/98, 99, 104, 105;
401/52, 195, 82, 88, 209, 99, 18, 20, 109

[56] **References Cited**

U.S. PATENT DOCUMENTS

D. 138,875	9/1944	Weiss	D19/36 X
D. 152,847	2/1949	Weiss	D19/36 X
D. 155,561	10/1949	Weiss	D19/36 X
D. 155,613	10/1949	Kahn	D19/48
D. 163,606	6/1951	Horwitch	D19/48
181,179	8/1876	Johnson	401/18
D. 188,266	6/1960	Buhn et al.	D19/51

294,756	3/1884	Brown	401/82
D. 378,762	4/1997	Kikuchi et al.	D19/51
3,228,378	1/1966	Rohrmuller	401/109

Primary Examiner—Martie Thompson

[57] **CLAIM**

The ornamental design for a combination pen and knife, as shown.

DESCRIPTION

FIG. 1 is a front elevational view of the combination pen and knife of the present invention;

FIG. 2 is a rear elevational view of the combination pen and knife of FIG. 1;

FIG. 3 is a left side elevational view of the combination pen and knife of FIG. 1;

FIG. 4 is a right side elevational view of the combination pen and knife of FIG. 1;

FIG. 5 is a top plan view of the combination pen and knife of FIG. 1; and,

FIG. 6 is a bottom plan view of the combination pen and knife of FIG. 1.

1 Claim, 3 Drawing Sheets

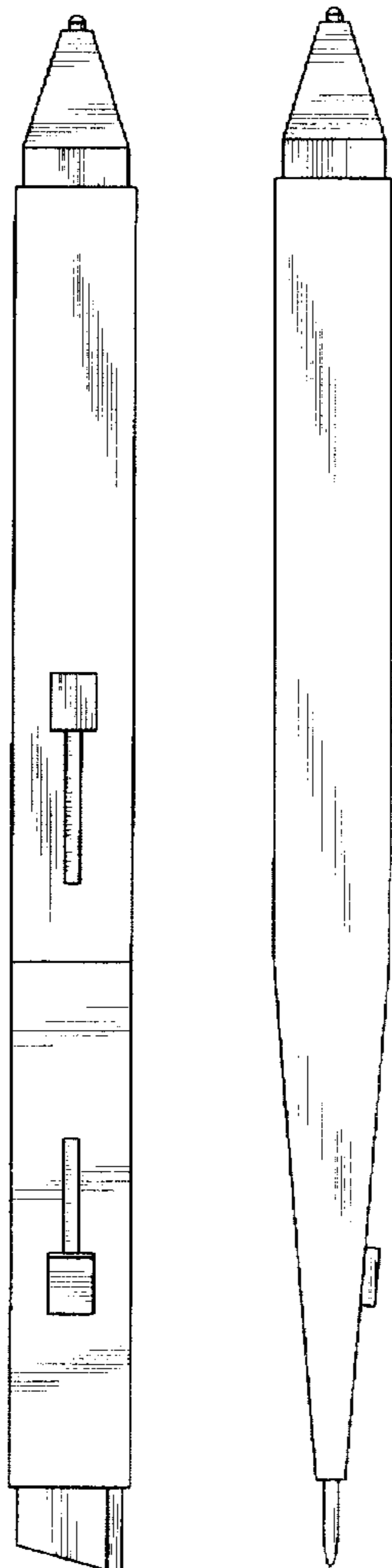


FIG. 1

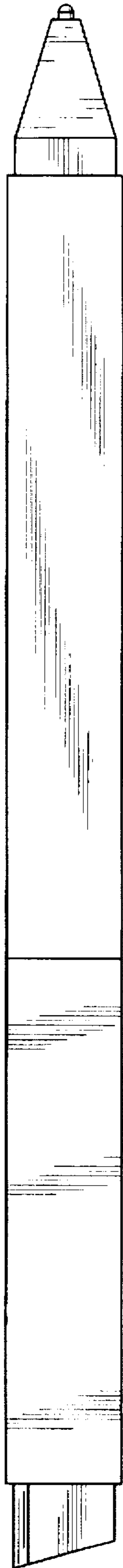


FIG. 2

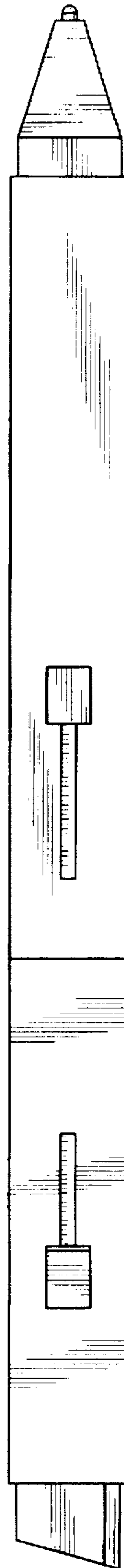


FIG. 3




FIG. 4




FIG. 5

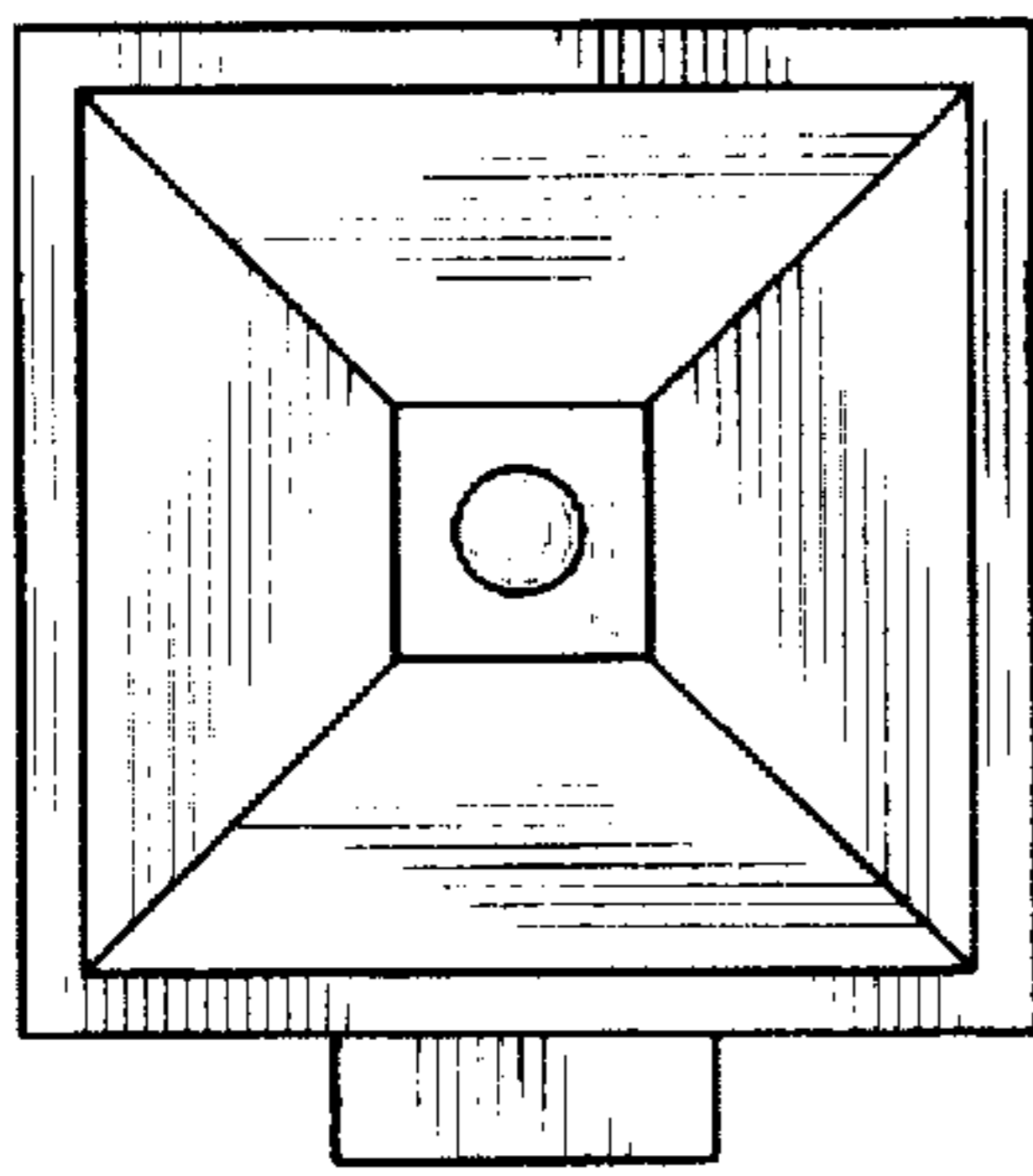


FIG. 6

