



US00D397114S

United States Patent [19]
Kataoka et al.

[11] **Patent Number: Des. 397,114**

[45] **Date of Patent: **Aug. 18, 1998**

[54] **PAGER WITH BELT CLIP AND TOP DISPLAY**

D. 371,417 7/1996 Franks D14/191 X
4,876,537 10/1989 Oyamada 340/311.1 X

[75] **Inventors: Tetsu Kataoka**, Washington Township, N.J.; **James Wicks**, San Francisco, Calif.

FOREIGN PATENT DOCUMENTS

2259205 3/1993 United Kingdom 340/311.1

[73] **Assignee: Sony Corporation of America**, Park Ridge, N.J.

Primary Examiner—Ted Shooman
Assistant Examiner—Nada Bondade
Attorney, Agent, or Firm—Jay H. Maioli

[**] **Term: 14 Years**

[57] **CLAIM**

[21] **Appl. No.: 67,115**

The ornamental design for a pager with belt clip and top display, as shown and described.

[22] **Filed: Feb. 28, 1997**

DESCRIPTION

[51] **LOC (6) Cl. 14-03**

[52] **U.S. Cl. D14/191**

[58] **Field of Search D14/124, 188, D14/191, 192, 299; 340/311.1; 455/90, 92, 100, 128, 344**

FIG. 1 is a top, front, and right-side perspective view of a pager with belt clip and top display, showing our new design;

FIG. 2 is a front elevational view thereof, the rear thereof being void of ornamentation;

FIG. 3 is a left-side elevational view thereof;

FIG. 4 is a right-side elevational view thereof; and,

FIG. 5 is a top plan view thereof, the bottom thereof being void of ornamentation.

[56] **References Cited**

U.S. PATENT DOCUMENTS

D. 311,538 10/1990 Kobayashi D14/188 X
D. 354,286 1/1995 Van Wijnen D14/191
D. 370,014 5/1996 Braxton et al. D14/191

1 Claim, 2 Drawing Sheets




FIG. 1




FIG. 2

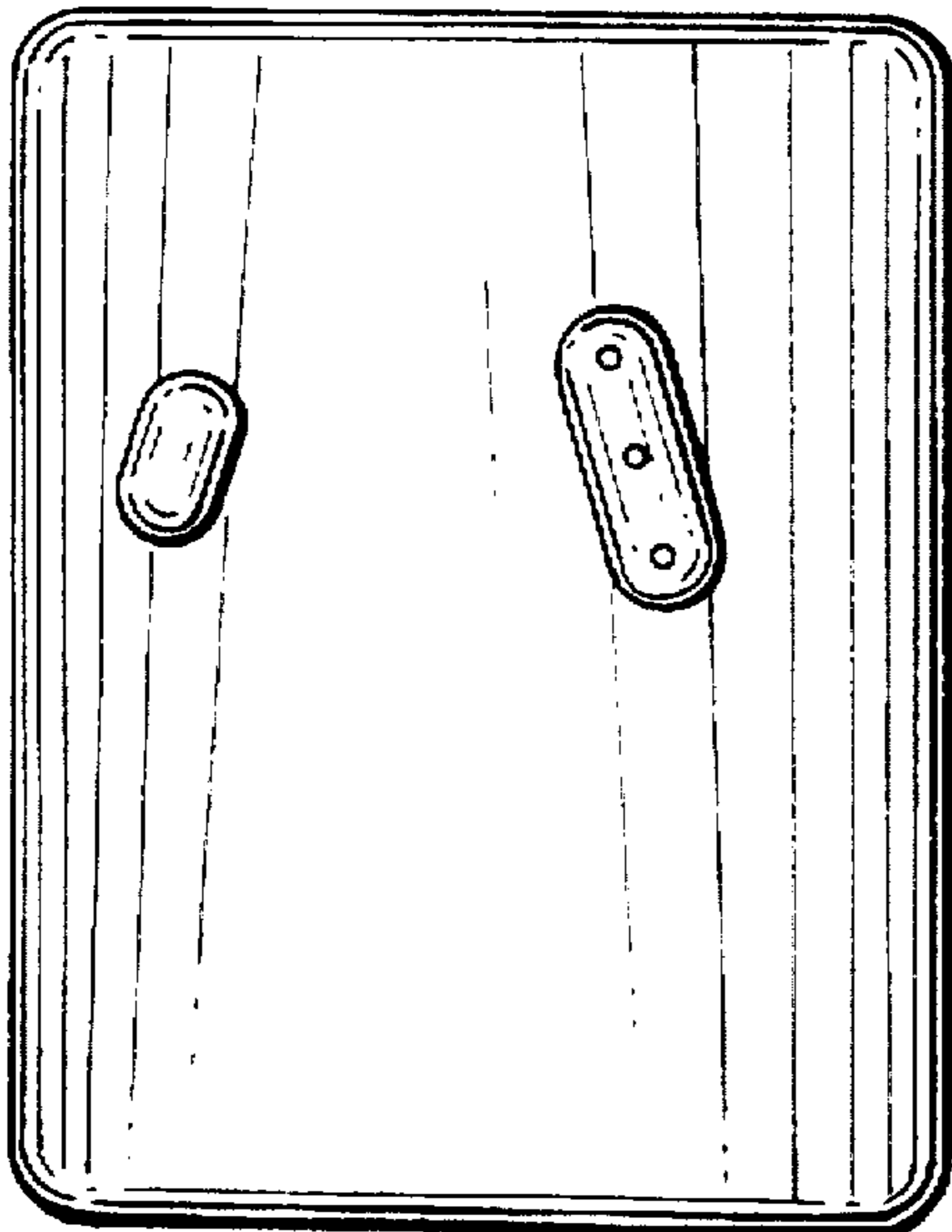


FIG. 3

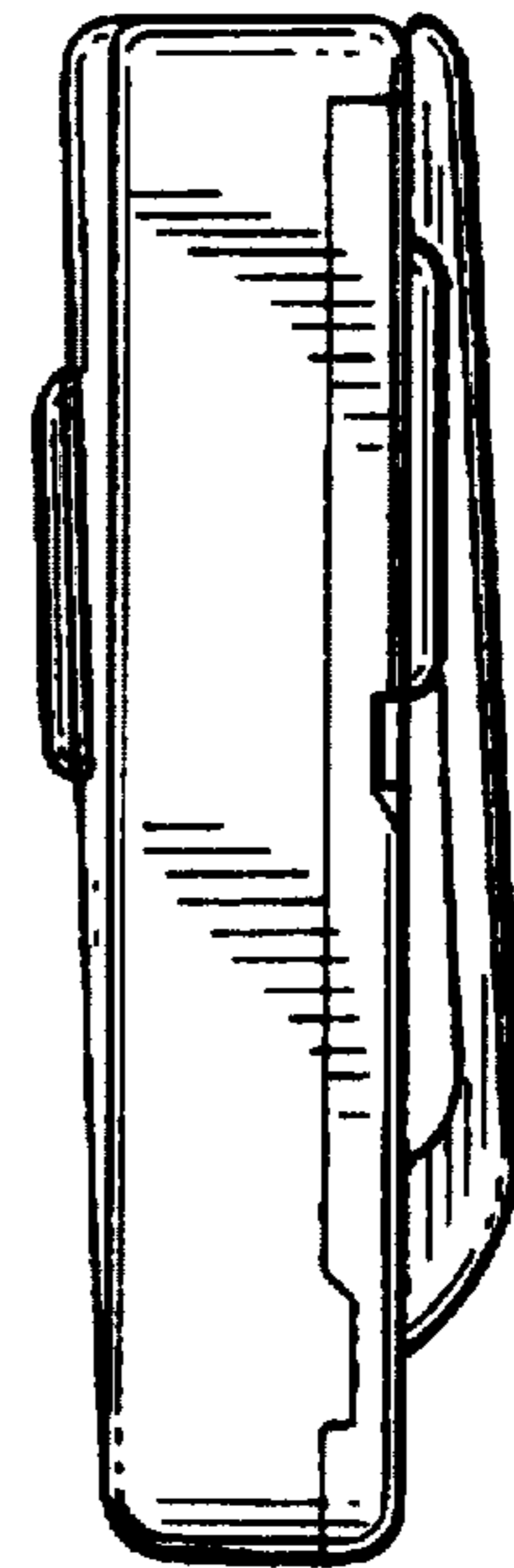
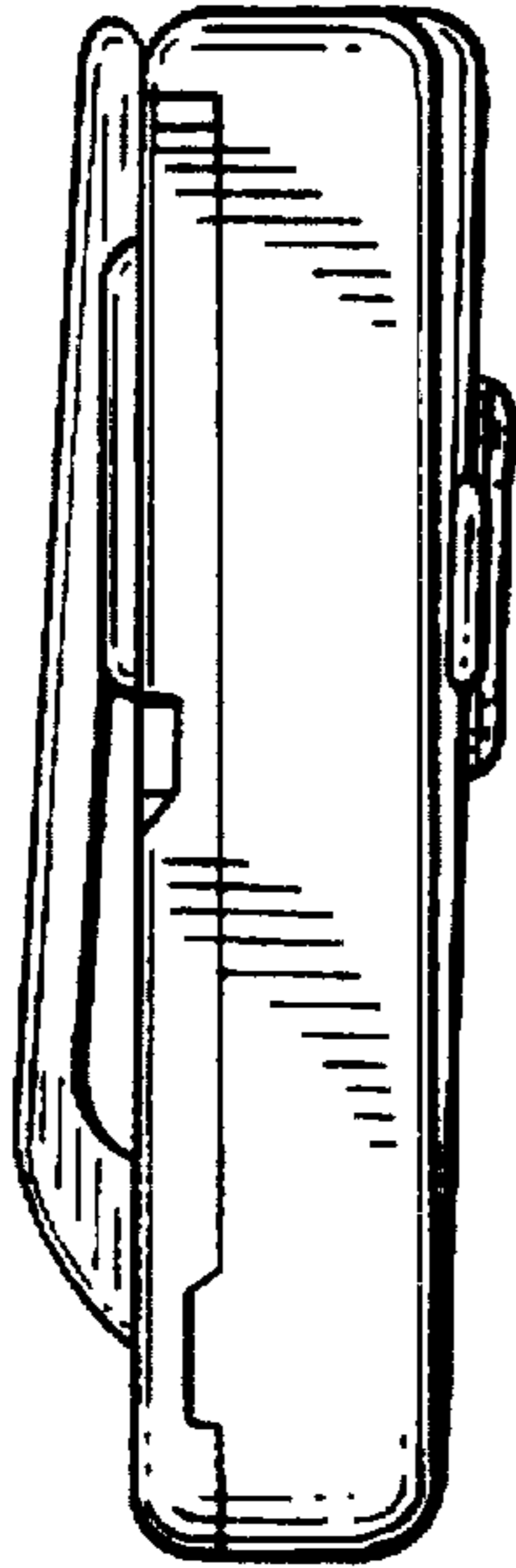


FIG. 4

FIG. 5

