



US00D397100S

United States Patent [19]

Branstetter et al.

[11] **Patent Number: Des. 397,100**

[45] **Date of Patent: **Aug. 18, 1998**

[54] **ICON FOR A DISPLAY SCREEN**

[75] **Inventors: Doug Branstetter; Kent D. Stuckey,**
both of Columbus; **Dan Shultz,**
Worthington, all of Ohio

[73] **Assignee: CompuServe Incorporated,** Columbus,
Ohio

[**] **Term: 14 Years**

[21] **Appl. No.: 28,935**

[22] **Filed: Sep. 26, 1994**

[51] **LOC (6) Cl. 14-02**

[52] **U.S. Cl. D14/114.3**

[58] **Field of Search D14/114, 114.1-114.9;**
D18/24, 27; D10/11; D19/6; 395/155, 157,
159

[56] **References Cited**

PUBLICATIONS

Dialog(R) file 226: Trademarkscan (R) US FED. Vision
Inspired Partnership CompuServe Network Services,
1941210, first use Apr. 30, 1994, Dec. 12, 1995.

Dialog (R) File 226: Trademark scan (R) US Fed. Com-
puServe CD, pending, first use Mar. 31, 1994.

The Icon Book, William Horton, John Wiley & Sons, Inc.,
goal and hard disk icons, p. 383, 1994.

The Macintosh Bible, Second Edition, Goldstein and Blair,
oval and filled oval images, p. 173, 1988.

Trademark & Symbols, vol. 2: Symbolical Designs, #482, p.
93, 1973.

Symbol Sourcebook, Henry Dreyfuss, Van Nostrand Rein-
hold, elliptical images, pp.175-176, 1972.

Primary Examiner—M. H. Tung

Attorney, Agent, or Firm—Standley & Gilcrest

[57] **CLAIM**


The ornamental design for a icon for display screen, as
shown and described.

DESCRIPTION

FIG. 1 is a front view of an icon for a display screen;
FIG. 2 is a front view of a second embodiment thereof;
FIG. 3 is a front view of a thrid embodiment thereof;
FIG. 4 is a front view of a fourth embodiment thereof;
FIG. 5 is a perspective view of the third embodiment shown
in FIG. 3, on a reduced scale;
FIG. 6 is a perspective view of the fourth embodiment
shown in FIG. 4, on a reduced scale;
FIG. 7 is a front view of the original embodiment shown in
FIG. 1, on an enlarged scale, the icon is shown separately for
clarity of illustration;
FIG. 8 is a front view of the second embodiment shown in
FIG. 2, on an enlarged scale, the icon is shown separately for
clarity of illustration;
FIG. 9 is a fifth embodiment thereof, the icon is shown
separately for clarity of illustration; and,
FIG. 10 is a sixth embodiment thereof, the icon is shown
separately for clarity of illustration.

The broken line drawings of a display screen and base in
FIGS. 1 and 2, a display screen in FIGS. 3 and 4, a portable
computer in FIGS. 5 and 6, and letters in FIGS. 1-8 are for
illustrative purposes only and form no part of the claimed
design.

1 Claim, 5 Drawing Sheets






Fig. 1

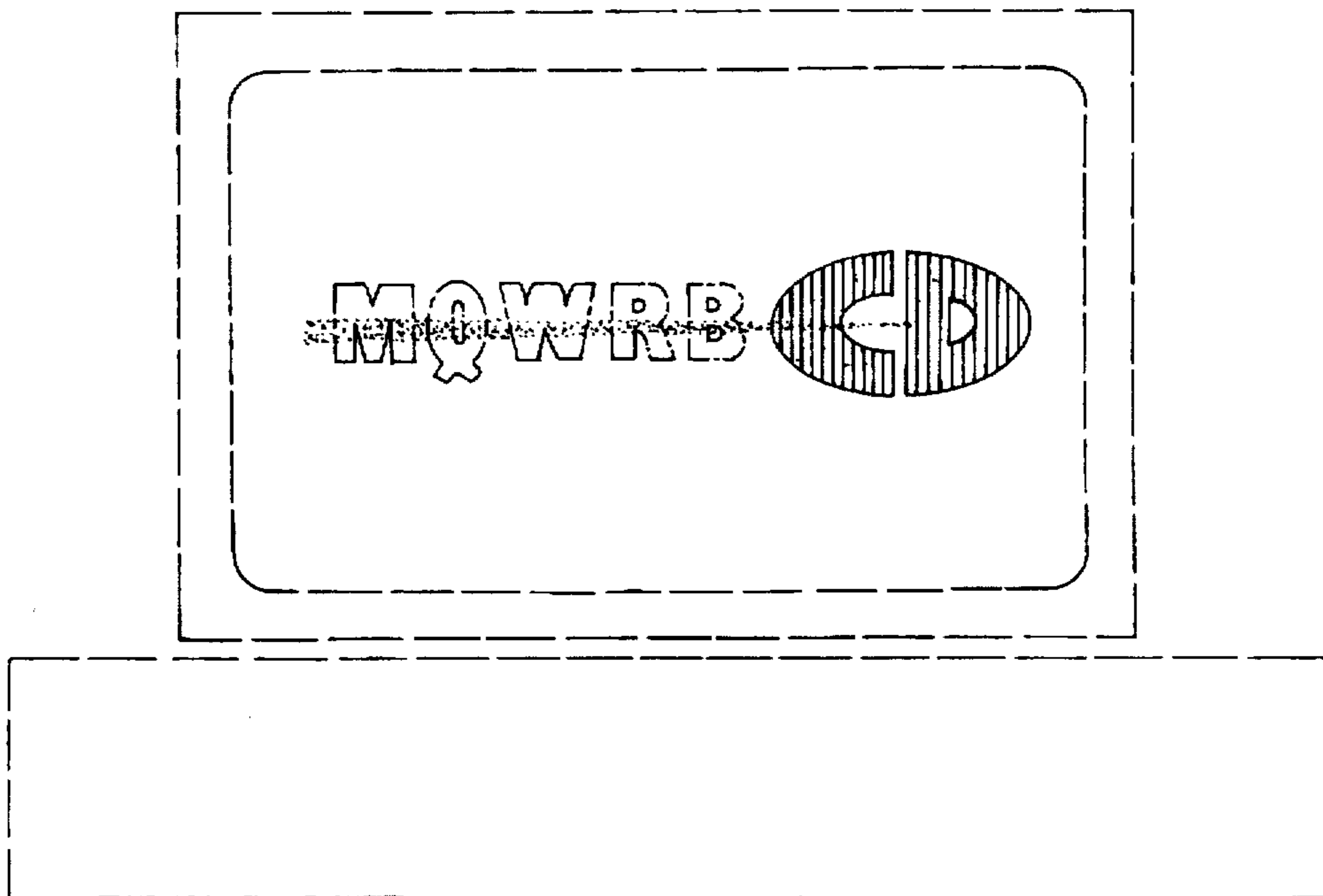


Fig. 2




Fig. 3




Fig. 4

Fig. 5

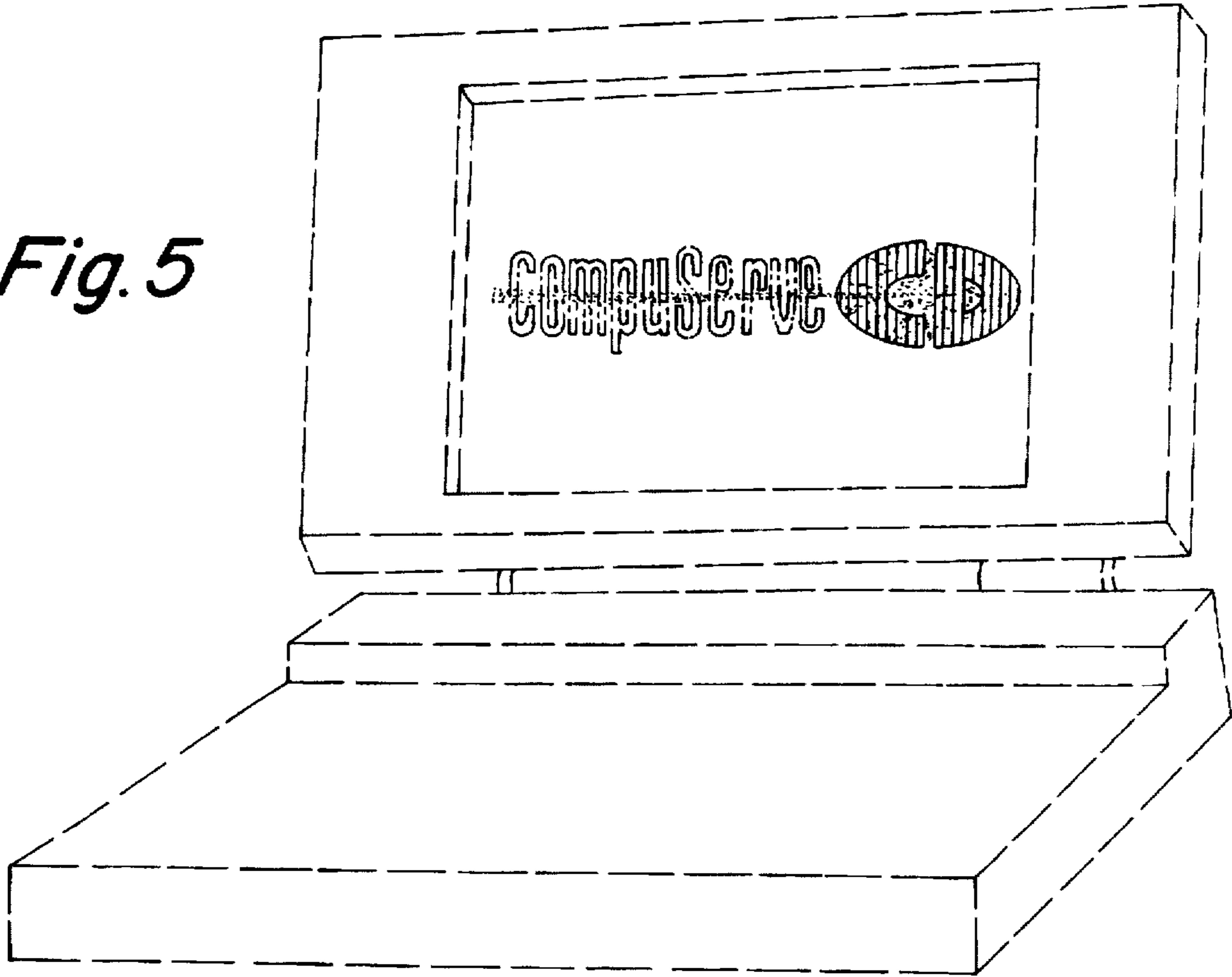
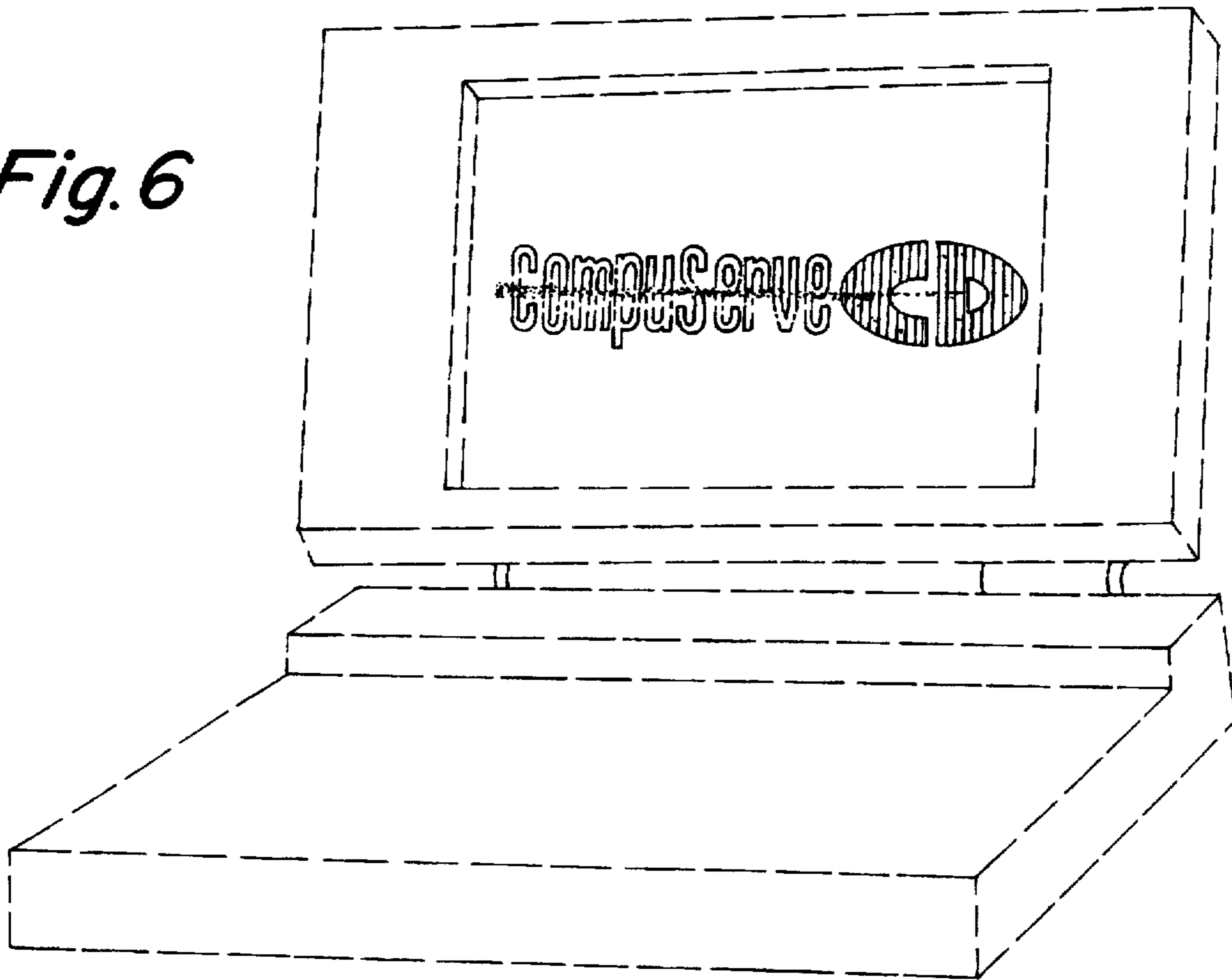


Fig. 6



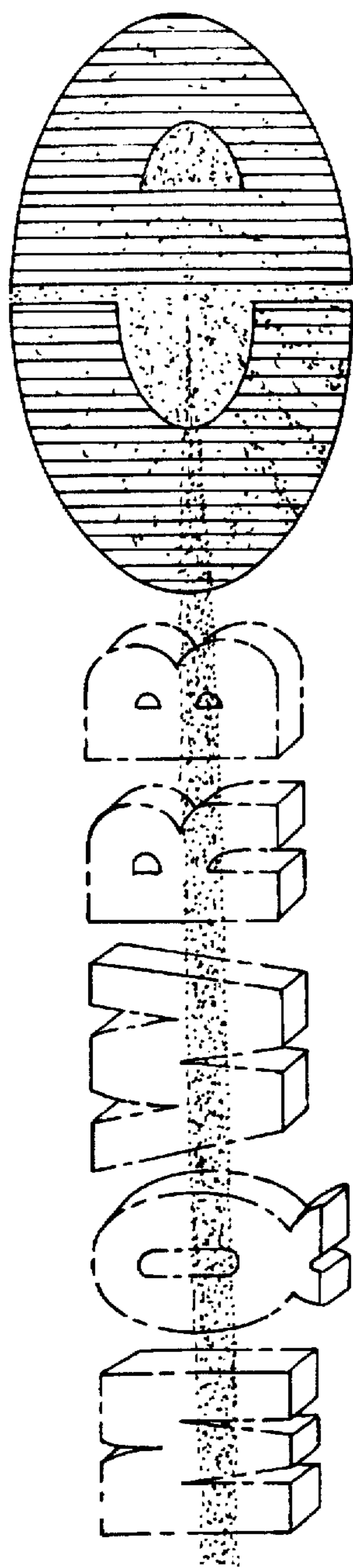


Fig. 7

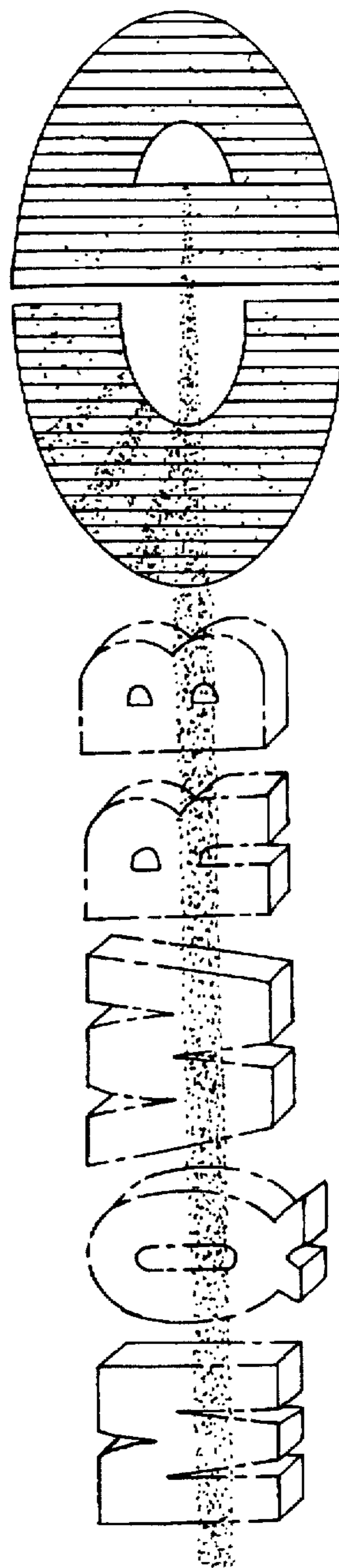


Fig. 8




Fig. 9




Fig. 10