



US00D397082S

United States Patent [19]

Kunkel

[11] **Patent Number: Des. 397,082**

[45] **Date of Patent: **Aug. 18, 1998**

[54] **VEHICLE MOUNTED KENNEL**

5,147,103 9/1992 Ducote 296/37.6

[76] **Inventor: Brian S. Kunkel, 3660 Lancaster La.
North, Apt. 25, Plymouth, Minn. 55441**

*Primary Examiner—James Gandy
Assistant Examiner—Stacia Sinuik
Attorney, Agent, or Firm—Merchant, Gould, Smith, Edell,
Welter & Schmidt, P.A.*

[**] **Term: 14 Years**

[21] **Appl. No.: 52,782**

[57] **CLAIM**

[22] **Filed: Apr. 5, 1996**

The ornamental design for vehicle mounted kennel, as shown and described.

[51] **LOC (6) Cl. 12-16**

DESCRIPTION

[52] **U.S. Cl. D12/406**

[58] **Field of Search D12/400, 406;
D30/108, 114, 116; 119/452-453, 416;
224/400-403; 296/100, 37.6, 24.1, 24.2**

FIG. 1 is a top, front and right side perspective view of a vehicle mounted kennel showing my new design, with the doors shown in an open position;

[56] **References Cited**

U.S. PATENT DOCUMENTS

D. 333,537	2/1993	Muse, Jr.	D30/114
1,183,458	7/1916	Meurer	119/453 X
1,754,610	4/1930	Clayton	224/400 X
1,847,425	3/1932	Bartlett	119/453 X
2,090,815	8/1937	Simmons, Jr.	119/452 X
3,662,712	5/1972	Singer	119/17
4,284,303	8/1981	Hather	296/100
4,564,216	1/1986	Kinyon et al.	280/770
4,762,085	8/1988	Ondrasik	119/17
4,803,951	2/1989	Davis	119/19
4,819,582	4/1989	Lichvar	119/17
4,824,157	4/1989	Nielsen et al.	296/100
4,909,188	3/1990	Tominaga	119/17
5,065,699	11/1991	Marshall	119/17

FIG. 2 is a top, front and right side perspective view thereof, with the doors shown in a closed position;

FIG. 3 is an enlarged top plan view thereof;

FIG. 4 is an enlarged front elevational view thereof;

FIG. 5 is an enlarged bottom plan view thereof;

FIG. 6 is an enlarged rear elevational view thereof;

FIG. 7 is an enlarged right side elevational view thereof, the left side being a mirror image of that shown; and

FIG. 8 is a front elevational view of a second embodiment thereof, the only differences residing in the shapes of the doors and the notches at the lower left and right corners to receive wheel wells in the bed of a pickup truck.

The broken-line disclosure of a pickup truck in the views is for illustrative purposes only and forms no part of the claimed design.

1 Claim, 4 Drawing Sheets

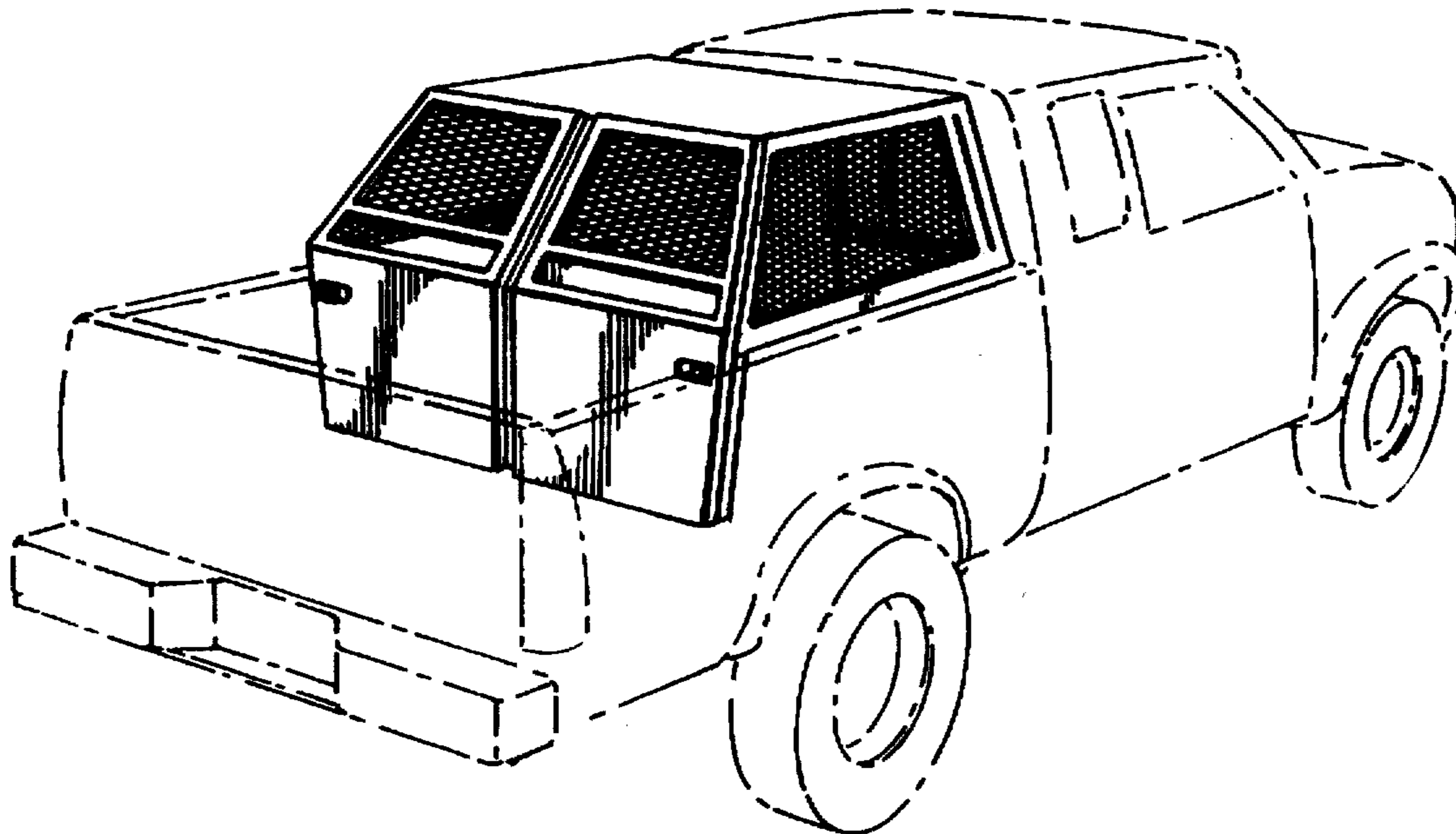


FIG. 1




FIG. 2




FIG.3

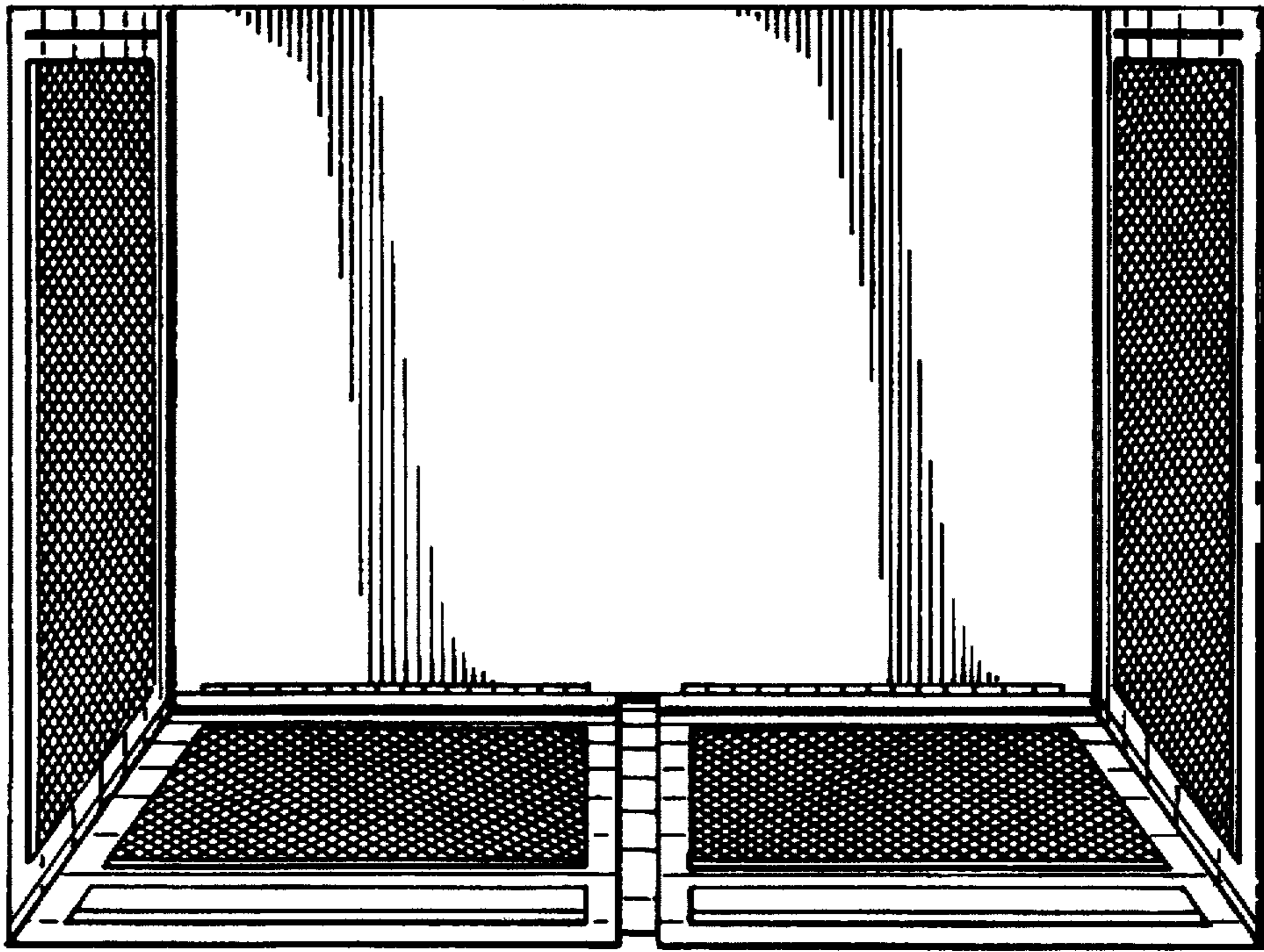


FIG.4

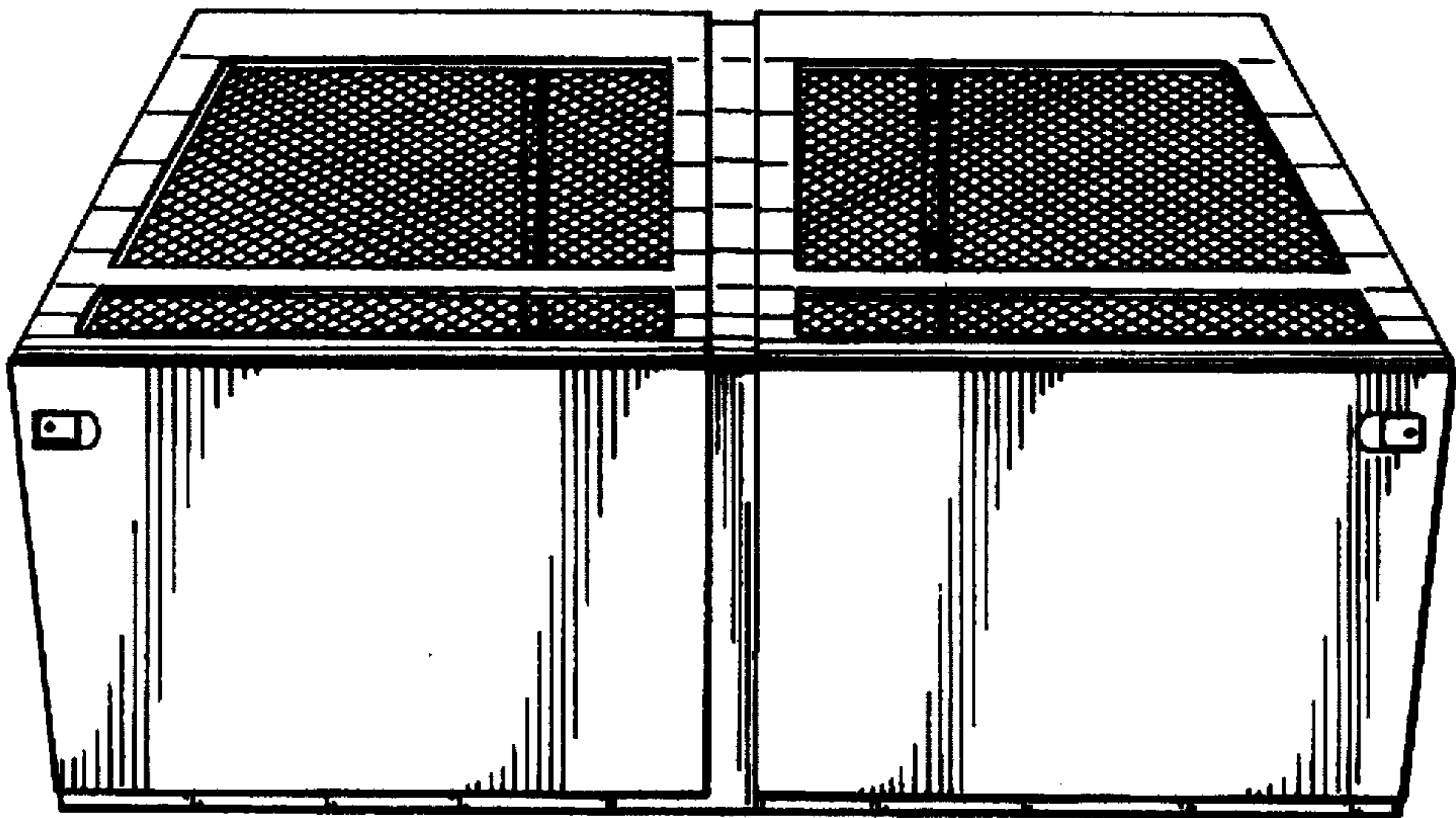


FIG. 5

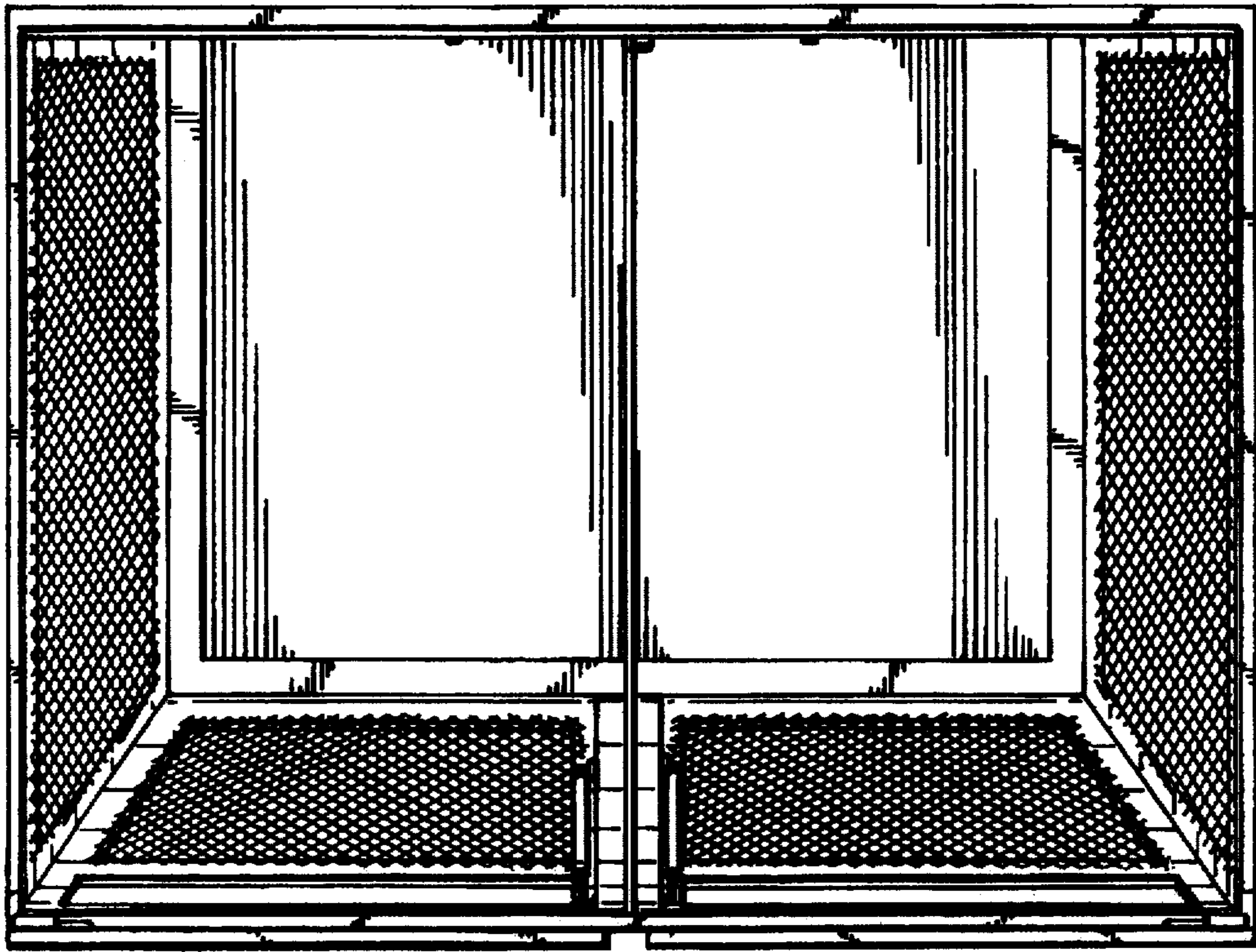


FIG. 6

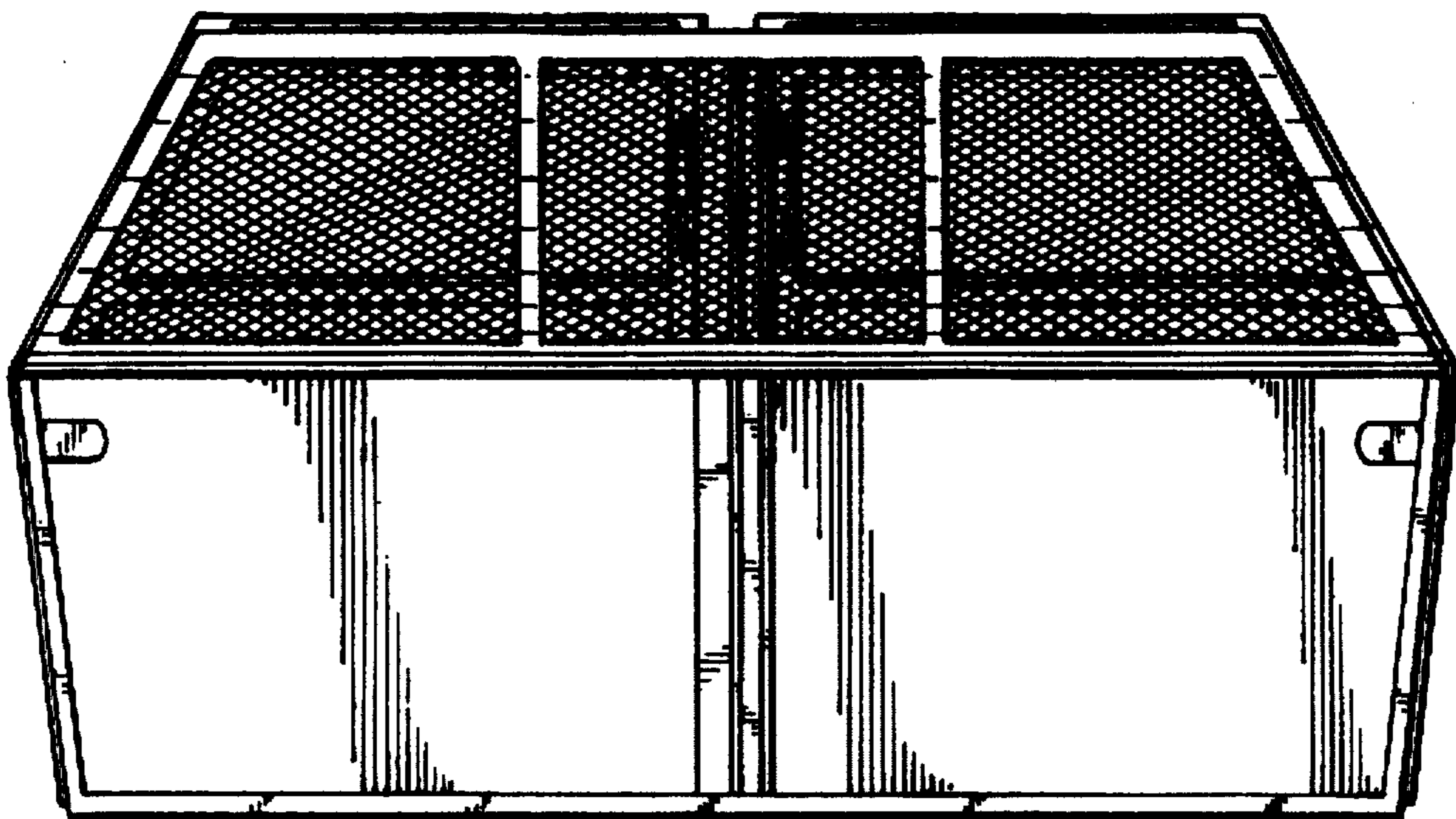


FIG. 7

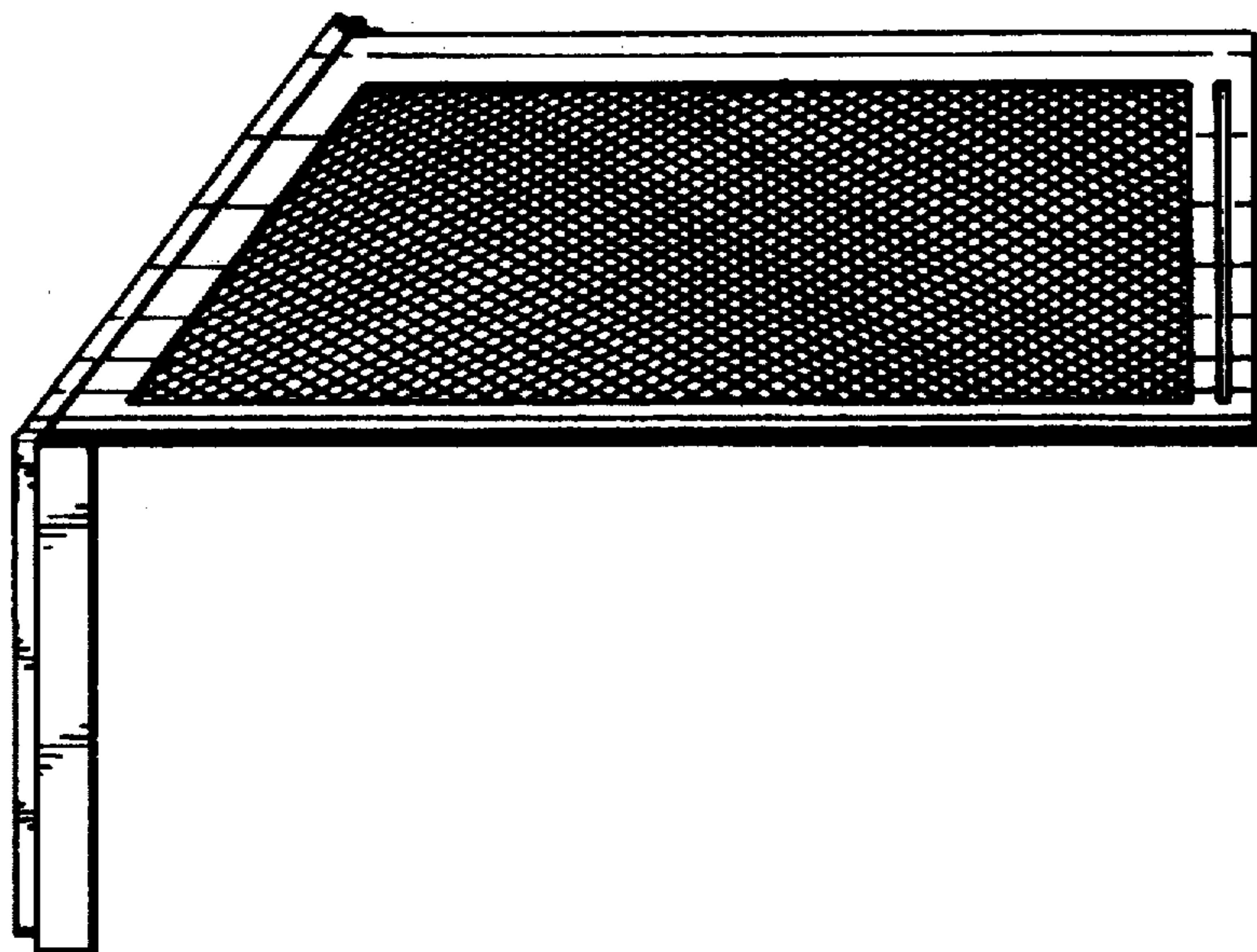


FIG. 8

