



US00D397077S

United States Patent [19]
Cullen

[11] **Patent Number:** **Des. 397,077**
[45] **Date of Patent:** ****Aug. 18, 1998**

- [54] **VEHICLE-WHEEL FRONT FACE**
- [75] **Inventor:** **Murray S. Cullen, Irvine, Calif.**
- [73] **Assignee:** **Mobile Hi-Tech Wheels, Torrance, Calif.**
- [**] **Term:** **14 Years**
- [21] **Appl. No.:** **80,176**
- [22] **Filed:** **Dec. 2, 1997**
- [51] **LOC (6) Cl.** **12-16**
- [52] **U.S. Cl.** **D12/209**
- [58] **Field of Search** **D12/204-213;**
 301/64.1, 65, 37.1

Primary Examiner—James Gandy
Assistant Examiner—Stacia Sinuik
Attorney, Agent, or Firm—Christie, Parker & Hale, LLP

[57] **CLAIM**

The ornamental design for vehicle-wheel front face, as shown and described.

DESCRIPTION

FIG. 1 is a perspective view of a vehicle-wheel front face according to my new design;
FIG. 2 is an enlarged front elevational view thereof;
FIG. 3 is an enlarged side elevational view thereof; and,
FIG. 4 is a front elevational view of a vehicle-wheel front face showing a second embodiment of my new design which lacks the central cover plate shown in the other figures, it being understood that the contour of the front face of the second embodiment is the same as the first embodiment as best shown in FIGS. 1 and 3 of the drawings except that the central hub area is flat.
Portions of the wheel depicted in broken line are for illustrative purposes only, and form no part of the claimed design.

[56] **References Cited**

U.S. PATENT DOCUMENTS

D. 219,871	2/1971	Griffith	D12/209
D. 350,523	9/1994	Mobius	D12/209
D. 360,866	8/1995	Echazabal et al.	D12/209
D. 378,670	4/1997	Echazabal et al.	D12/209
D. 384,026	9/1997	Chrysanto	D12/209
D. 384,027	9/1997	Roesianto	D12/209

1 Claim, 4 Drawing Sheets

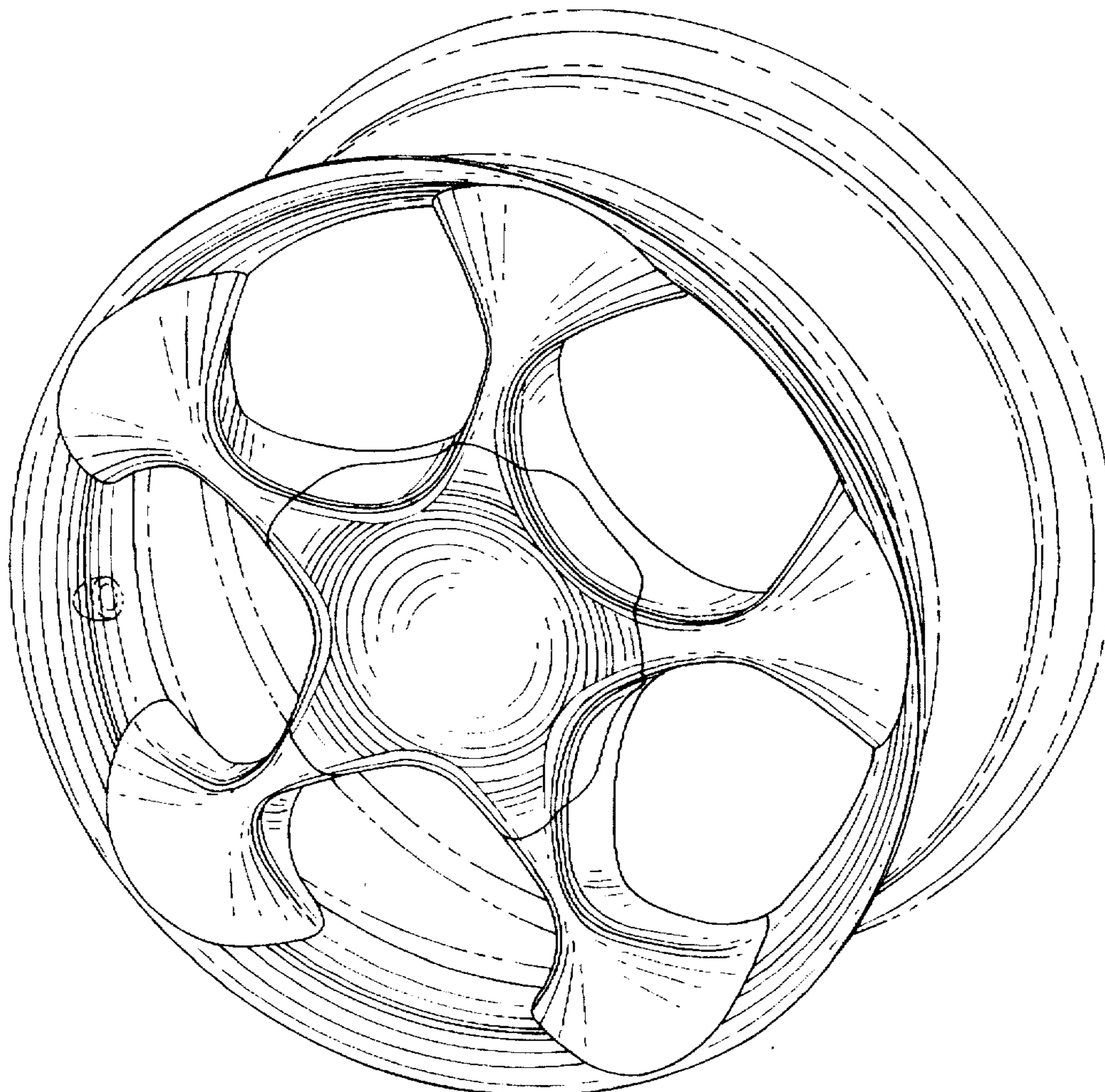


Fig. 1

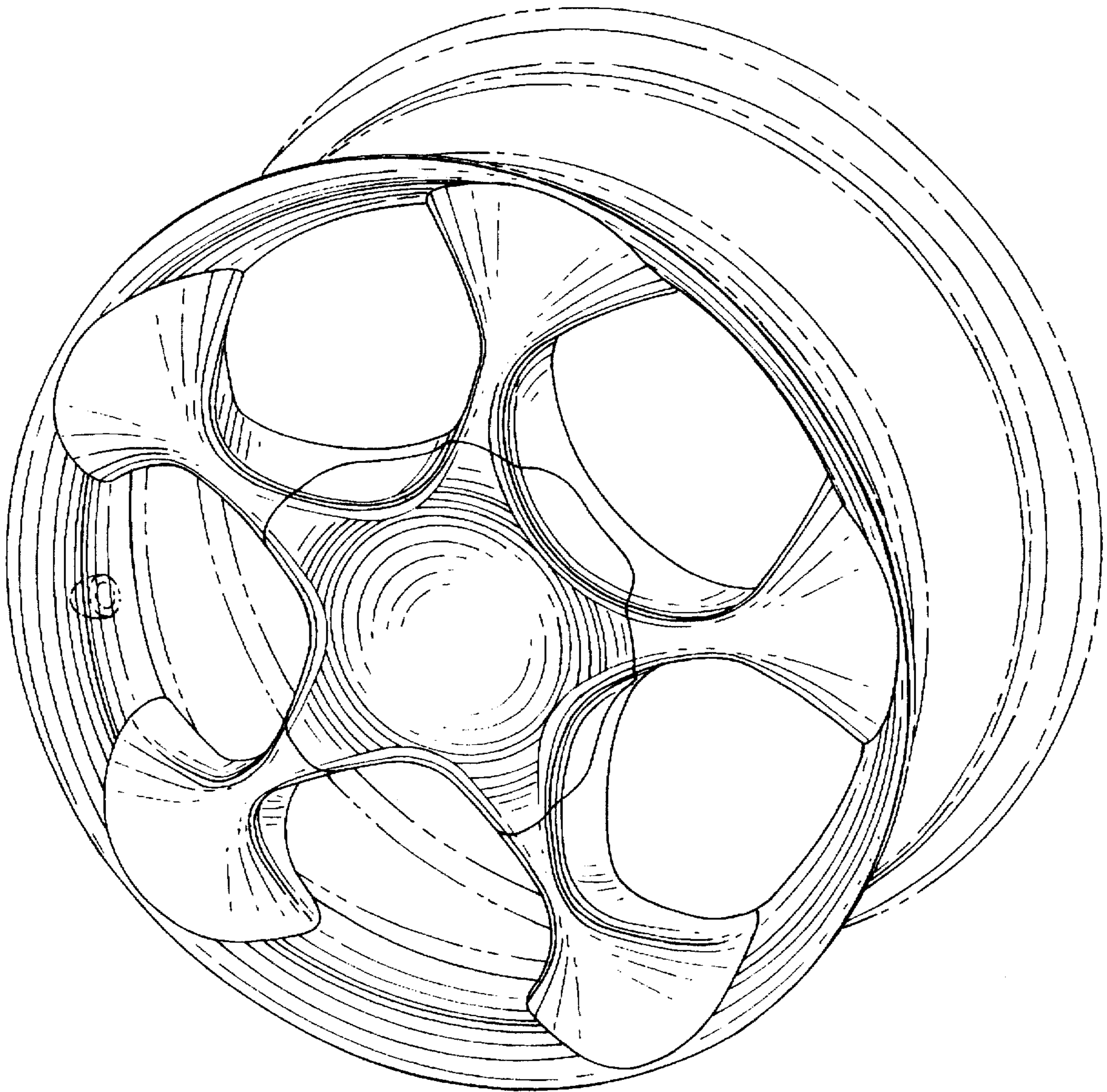


FIG. 2

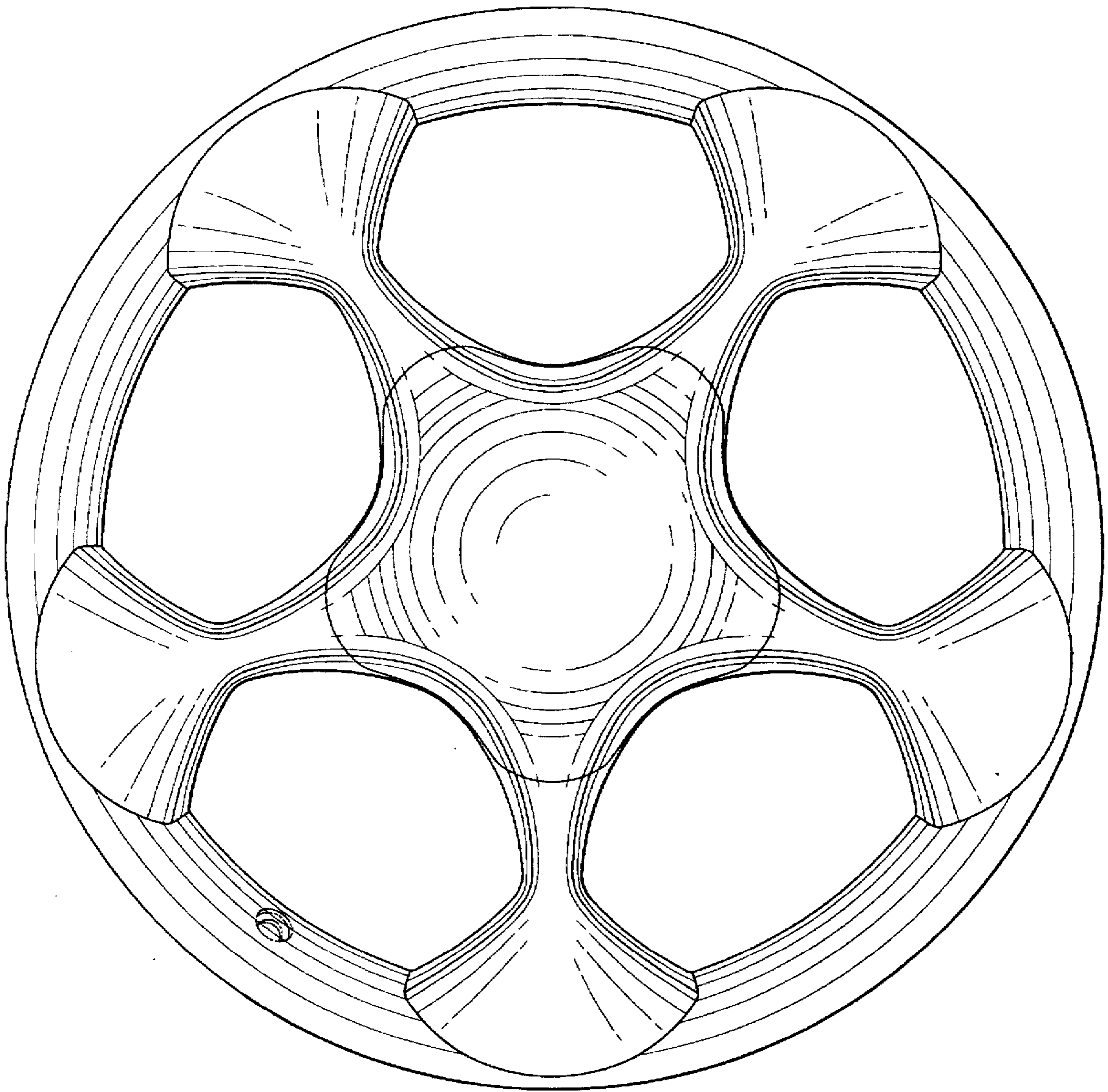


FIG. 3

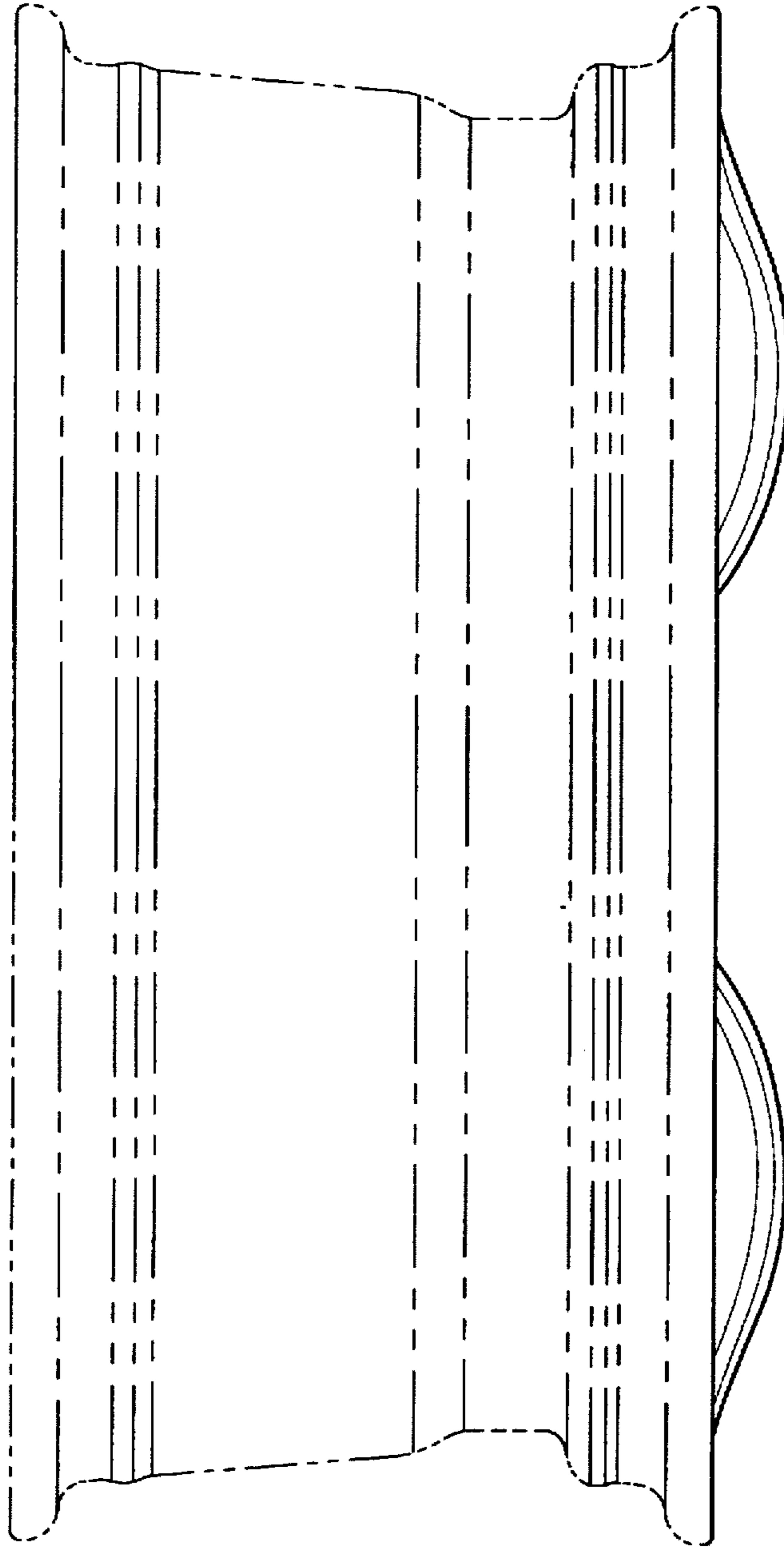


FIG. 4

