



US00D397075S

United States Patent [19] Spencer

[11] Patent Number: Des. 397,075

[45] Date of Patent: **Aug. 18, 1998

[54] LICENSE PLATE FRAME

[76] Inventor: Paul E. Spencer, 6733 Northface La.,
Colorado Springs, Colo. 80919

[**] Term: 14 Years

[21] Appl. No.: 79,431

[22] Filed: Nov. 17, 1997

[51] LOC (6) Cl. 12-16

[52] U.S. Cl. D12/193

[58] Field of Search D12/193; D6/300,
D6/303-306, 310-314; 40/200, 207-210

[56] **References Cited**

U.S. PATENT DOCUMENTS

D. 298,023	10/1988	Corey	D12/193
D. 305,417	1/1990	Corey	D12/193
D. 332,596	1/1993	Corey	D12/193
D. 335,117	4/1993	Spencer	D12/193
D. 346,578	5/1994	Corey	D12/193
D. 348,425	7/1994	Leu	D12/193
D. 352,022	11/1994	Liu	D12/193
D. 375,072	10/1996	Chiou	D12/193
D. 377,927	2/1997	Kreidt	D12/193
D. 379,450	5/1997	Clark et al.	D12/193
D. 380,429	7/1997	Clark et al.	D12/193

Primary Examiner—James Gandy
Assistant Examiner—Stacia Sinuik

Attorney, Agent, or Firm—Timothy Thut Tyson; Freilich,
Hornbaker & Rosen

[57] **CLAIM**

The ornamental design for a license plate frame, as shown.

DESCRIPTION

FIG. 1 is a front elevation view of a license plate frame showing my new design;
 FIG. 2 is a top plan view thereof;
 FIG. 3 is a left side elevation view thereof;
 FIG. 4 is a right side elevation view thereof;
 FIG. 5 is a bottom plan view thereof;
 FIG. 6 is a rear elevation view thereof;
 FIG. 7 is a front elevation view of a second embodiment;
 FIG. 8 is a top plan view of FIG. 7;
 FIG. 9 is a left side elevation view of FIG. 7;
 FIG. 10 is a right side elevation view of FIG. 7;
 FIG. 11 is a bottom plan view of FIG. 7;
 FIG. 12 is a rear elevation view of FIG. 7;
 FIG. 13 is a front elevation view of a third embodiment;
 FIG. 14 is a top plan view of FIG. 13;
 FIG. 15 is a left side elevation view of FIG. 13;
 FIG. 16 is a right side elevation view of FIG. 13;
 FIG. 17 is a bottom plan view of FIG. 13; and,
 FIG. 18 is a rear elevation view of FIG. 13.

1 Claim, 9 Drawing Sheets




FIG. 1






FIG. 2



FIG. 3



FIG. 4



FIG. 5




FIG. 6

FIG. 7

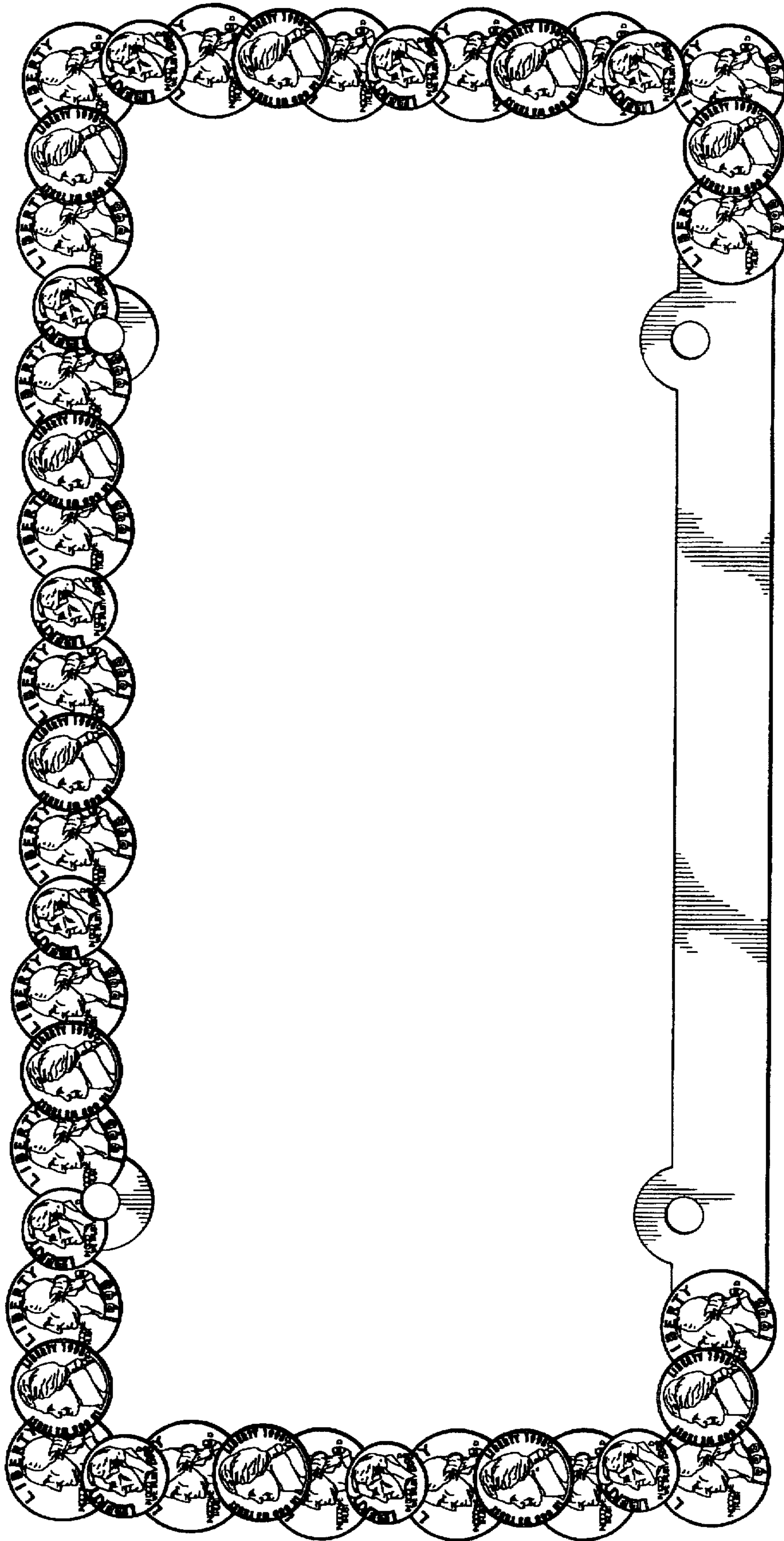




FIG. 8



FIG. 9



FIG. 10



FIG. 11

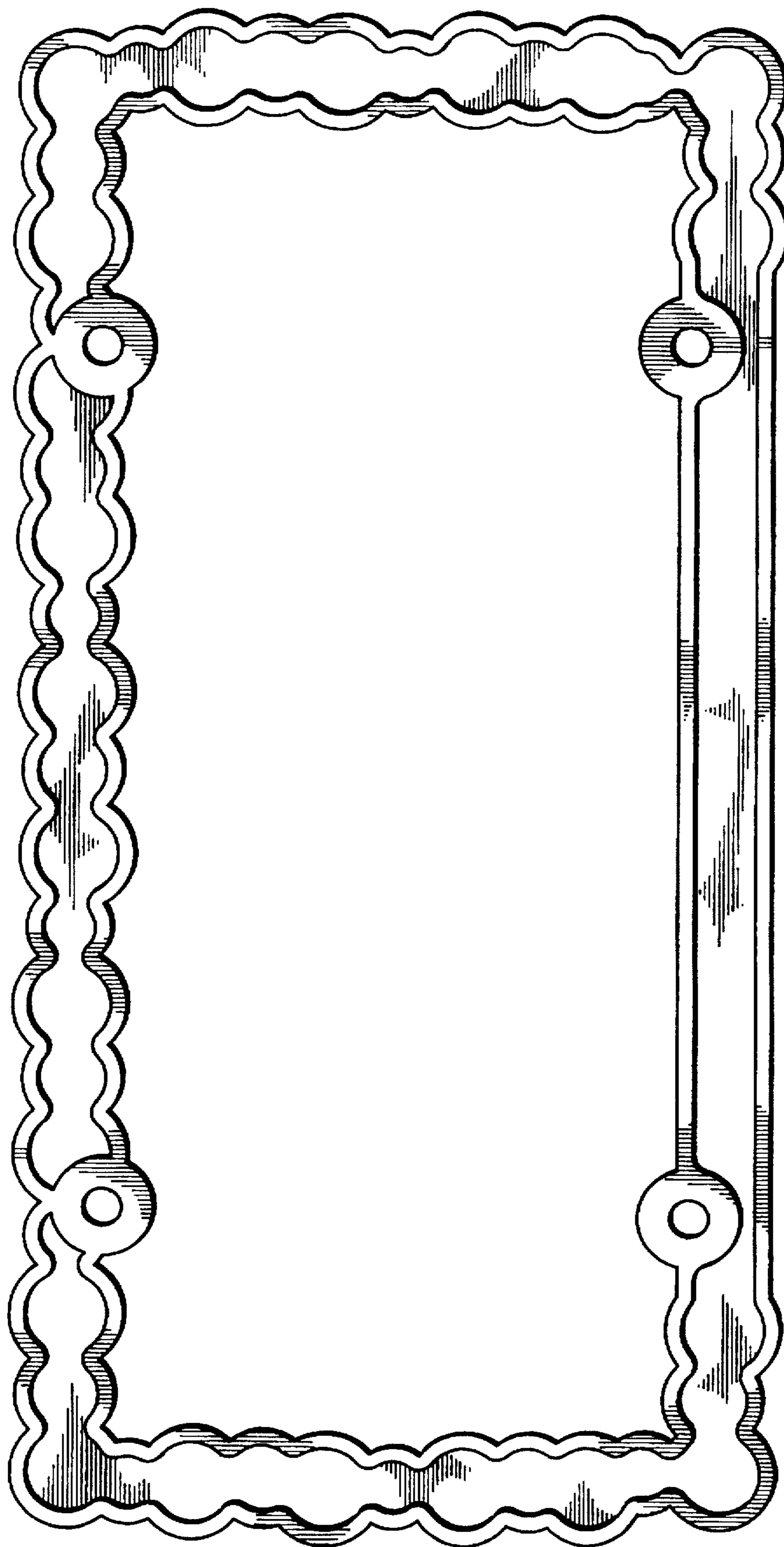


FIG. 12

FIG. 13






FIG. 14



FIG. 15



FIG. 16



FIG. 17

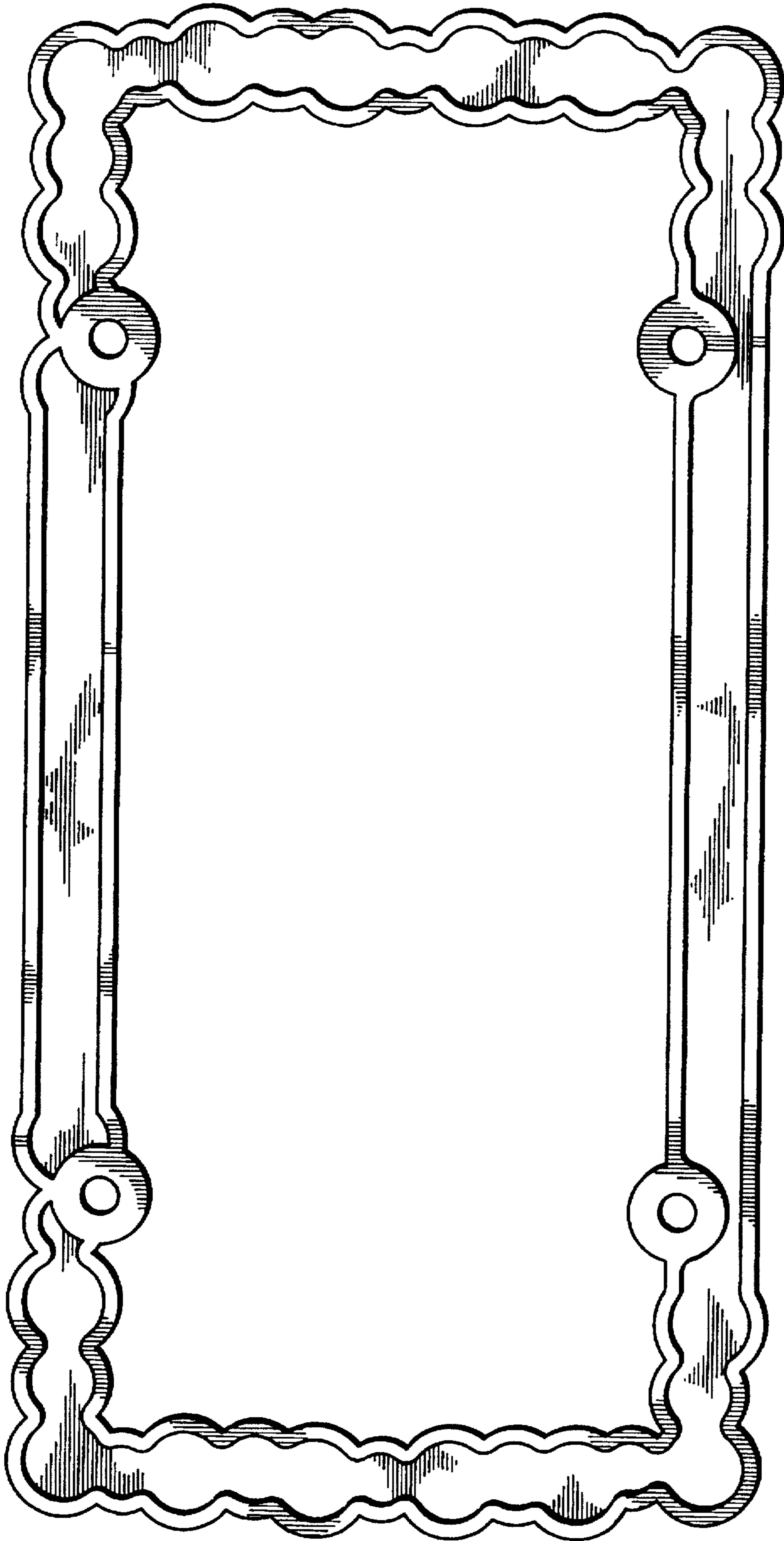


FIG. 18