

US00D397074S

United States Patent [19]

[11] Patent Number: **Des. 397,074**

Wang

[45] Date of Patent: ****Aug. 18, 1998**

[54] **TRIANGULAR EMBELLISHED LICENSE
PLATE FRAME**

D. 352,022	11/1994	Liu	D12/193
D. 375,072	10/1996	Chiou	D12/193
D. 377,927	2/1997	Kreidt	D12/193
D. 379,450	5/1997	Clark et al.	D12/193
D. 385,244	10/1997	Spencer	D12/193

[76] Inventor: **Calvin S. Wang**, 14317 E. Don Julian Rd., Industry, Calif. 91746

[**] Term: **14 Years**

Primary Examiner—James Gandy
Assistant Examiner—Stacia Sinuik
Attorney, Agent, or Firm—Albert O. Cota

[21] Appl. No.: **72,042**

[22] Filed: **Jun. 13, 1997**

[57] CLAIM

[51] LOC (6) Cl. **12-16**

[52] U.S. Cl. **D12/193**

[58] Field of Search D12/193; D6/300,
D6/303, 310, 311, 313; D11/99, 133; D20/35,
13; 40/200-203, 209, 210

The ornamental design for a triangular embellished license plate frame, as shown and described.

DESCRIPTION


[56] References Cited

U.S. PATENT DOCUMENTS

D. 141,306	5/1945	Michelli	D6/300
D. 305,417	1/1990	Corey	D12/193
D. 332,596	1/1993	Corey	D12/193
D. 345,541	3/1994	Schmitz	D12/193

FIG. 1 is a front elevational view of a triangular embellished license plate frame showing my new design;
FIG. 2 is a top plan view thereof;
FIG. 3 is a left-side elevational view thereof; the right-side elevational view being a mirror image thereof;
FIG. 4 is a rear elevational view thereof; and,
FIG. 5 is a bottom plan view thereof.

1 Claim, 2 Drawing Sheets



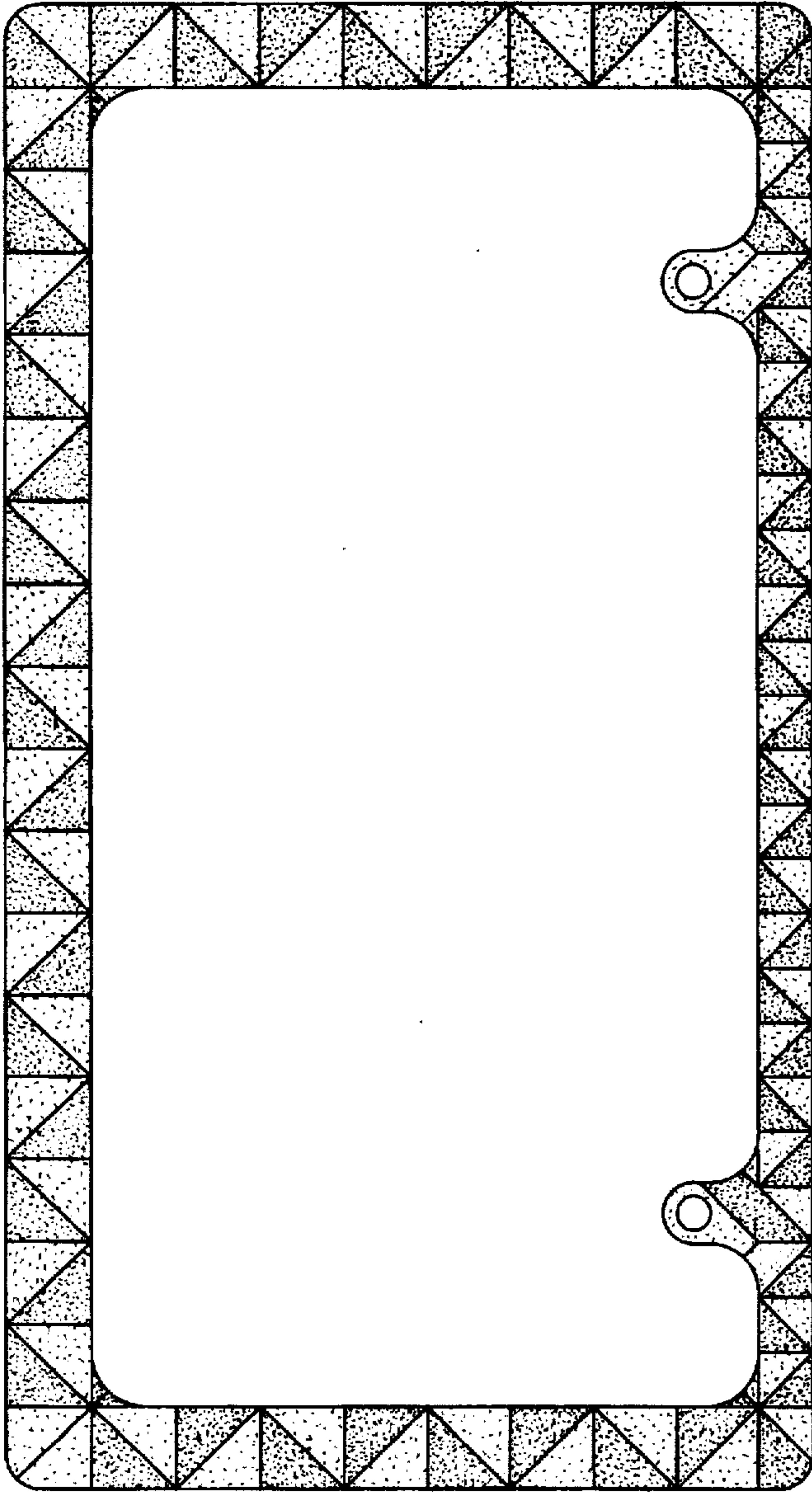


FIG. 1



FIG. 3



FIG. 2




FIG. 4

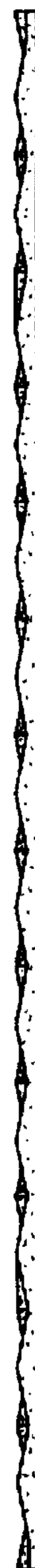


FIG. 5