



US00D397031S

United States Patent [19] Fricke

[11] Patent Number: Des. 397,031
[45] Date of Patent: **Aug. 18, 1998

[54] TAMPER EVIDENT CLOSURE

[75] Inventor: Mark Fricke, Lancaster, Pa.

[73] Assignee: Kerr Group Inc., Pa.

[**] Term: 14 Years

[21] Appl. No.: 67,708

[22] Filed: Mar. 7, 1997

[51] LOC (6) Cl. 09-01

[52] U.S. Cl. D9/444; D9/452

[58] Field of Search D9/435, 436, 438,
D9/444, 452, 454, 503, 504, 529; 215/252,
253, 297

[56] References Cited

U.S. PATENT DOCUMENTS

D. 304,681	11/1989	Metaxa	D9/529 X
4,432,461	2/1984	Mumford et al. .	
4,457,438	7/1984	Varlet et al. .	
4,493,427	1/1985	Wolkonsky .	
4,511,053	4/1985	Brandes et al. .	
4,511,054	4/1985	Shank .	
4,550,844	11/1985	Lininger .	
4,595,547	6/1986	Herr .	
4,598,833	7/1986	Herr .	
4,629,082	12/1986	Badia Iniesta	215/253 X
4,643,321	2/1987	Gach .	
4,679,696	7/1987	Bonnenfant et al. .	
4,694,970	9/1987	Hayes .	
4,748,735	6/1988	Hayes .	
4,749,095	6/1988	Rote .	
4,801,031	1/1989	Barriac .	
4,875,594	10/1989	Ochs .	
4,919,285	4/1990	Roof et al. .	
4,936,474	6/1990	Szczesniak et al. .	
5,027,964	7/1991	Banich, Sr. .	
5,031,786	7/1991	Ingram et al.	215/253 X
5,076,453	12/1991	Odet .	
5,103,991	4/1992	Collins .	
5,145,078	9/1992	Hannon et al. .	
5,190,177	3/1993	Collins .	
5,213,224	5/1993	Luch .	
5,219,084	6/1993	King .	
5,271,512	12/1993	Ekkert .	
5,328,044	7/1994	Röhrs et al. .	
5,356,019	10/1994	Kelly .	

5,397,009	3/1995	Salmon et al. .	
5,433,331	7/1995	Morini .	
5,465,858	11/1995	Gargione .	
5,487,481	1/1996	Sander et al. .	
5,488,888	2/1996	Kowal .	
5,501,349	3/1996	McCandless .	
5,564,582	10/1996	Kamath .	
5,590,799	1/1997	King .	
5,603,422	2/1997	Herrmann	215/253 X
5,609,262	3/1997	Trout .	
5,609,263	3/1997	Perchepied .	
5,611,443	3/1997	King .	
5,660,288	8/1997	Nyman, Jr. .	
5,662,233	9/1997	Reid	215/247

FOREIGN PATENT DOCUMENTS

034 997	2/1981	European Pat. Off. .
2 290 364	12/1976	France .
2 291 915	12/1976	France .
27 00 322	7/1978	Germany .

Primary Examiner—James Gandy
Assistant Examiner—Cathron B. Matta
Attorney, Agent, or Firm—Kenyon & Kenyon

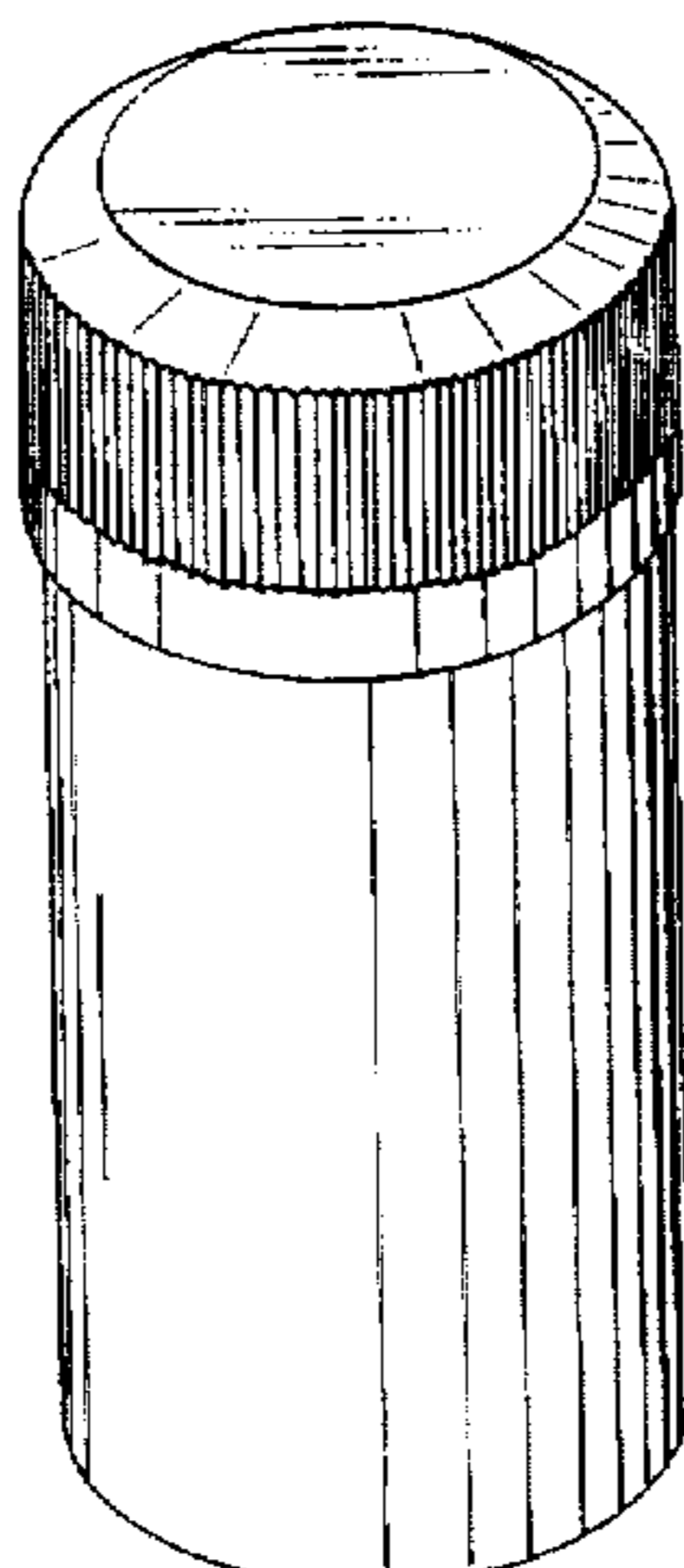
[57] CLAIM

The ornamental design for a tamper evident closure, as shown and described.

DESCRIPTION

FIG. 1 is a perspective view of a tamper evident closure according to my design;
FIG. 2 is a perspective view of the closure portion of a tamper evident closure, shown at an enlarged scale, and shown without the ring portion for ease of illustration, and with a portion cut away to reveal an interior cross section;
FIG. 3 is a perspective view of the ring portion of a tamper evident closure, shown at an enlarged scale, and shown without the closure portion for ease of illustration, and with a portion cut away to reveal interior elements and an interior cross section; it being understood that the interior side shown is a mirror image of that not shown; and,
FIG. 4 is a perspective view of a tamper evident closure, shown with a portion cut away to reveal interior elements and an interior cross section.

1 Claim, 4 Drawing Sheets



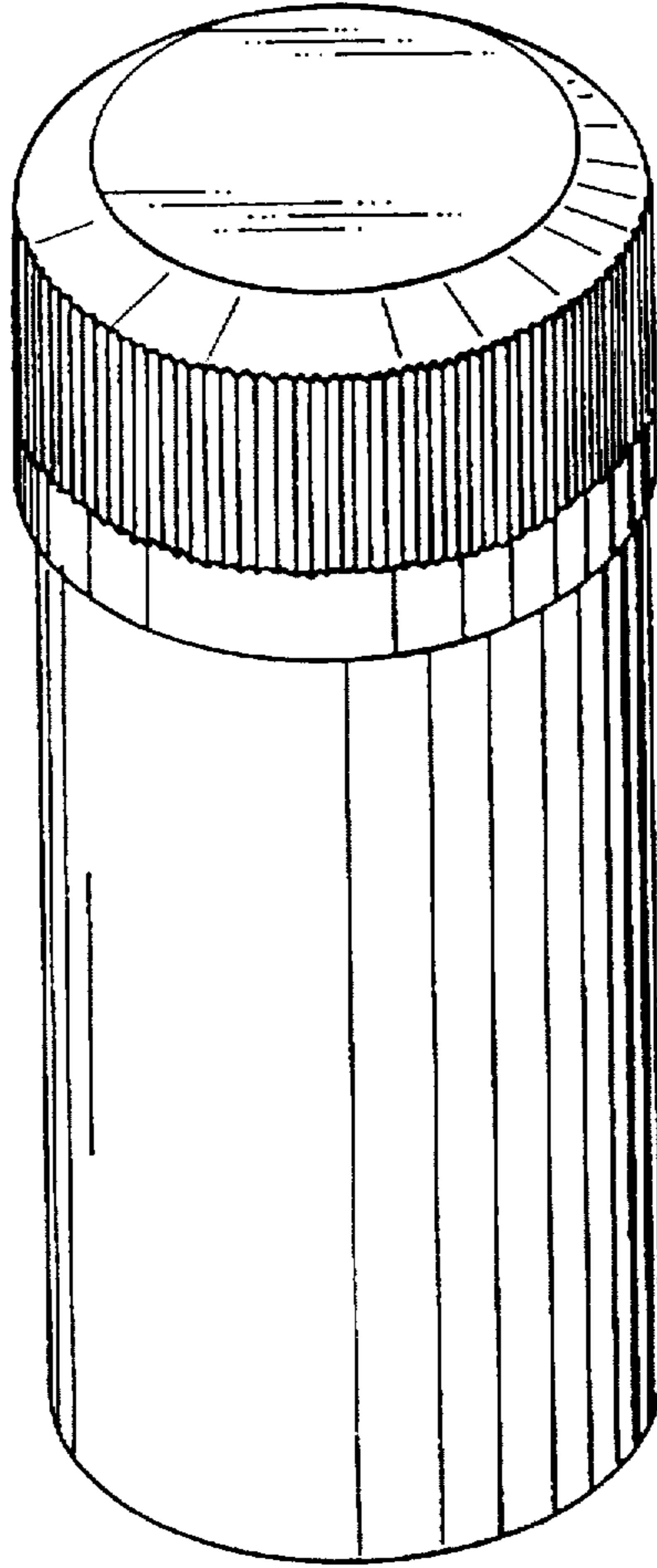


FIG. 1

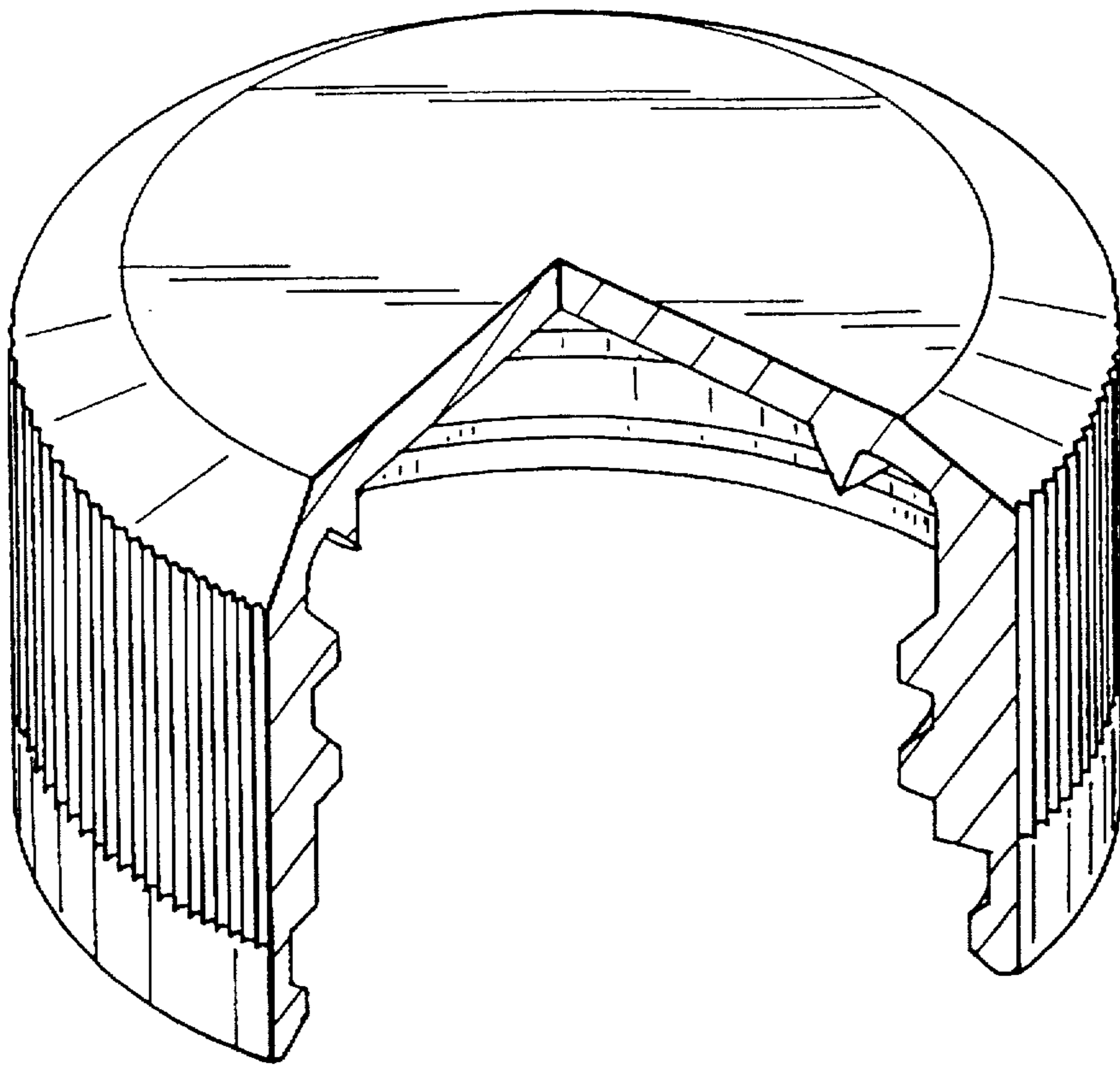


FIG. 2

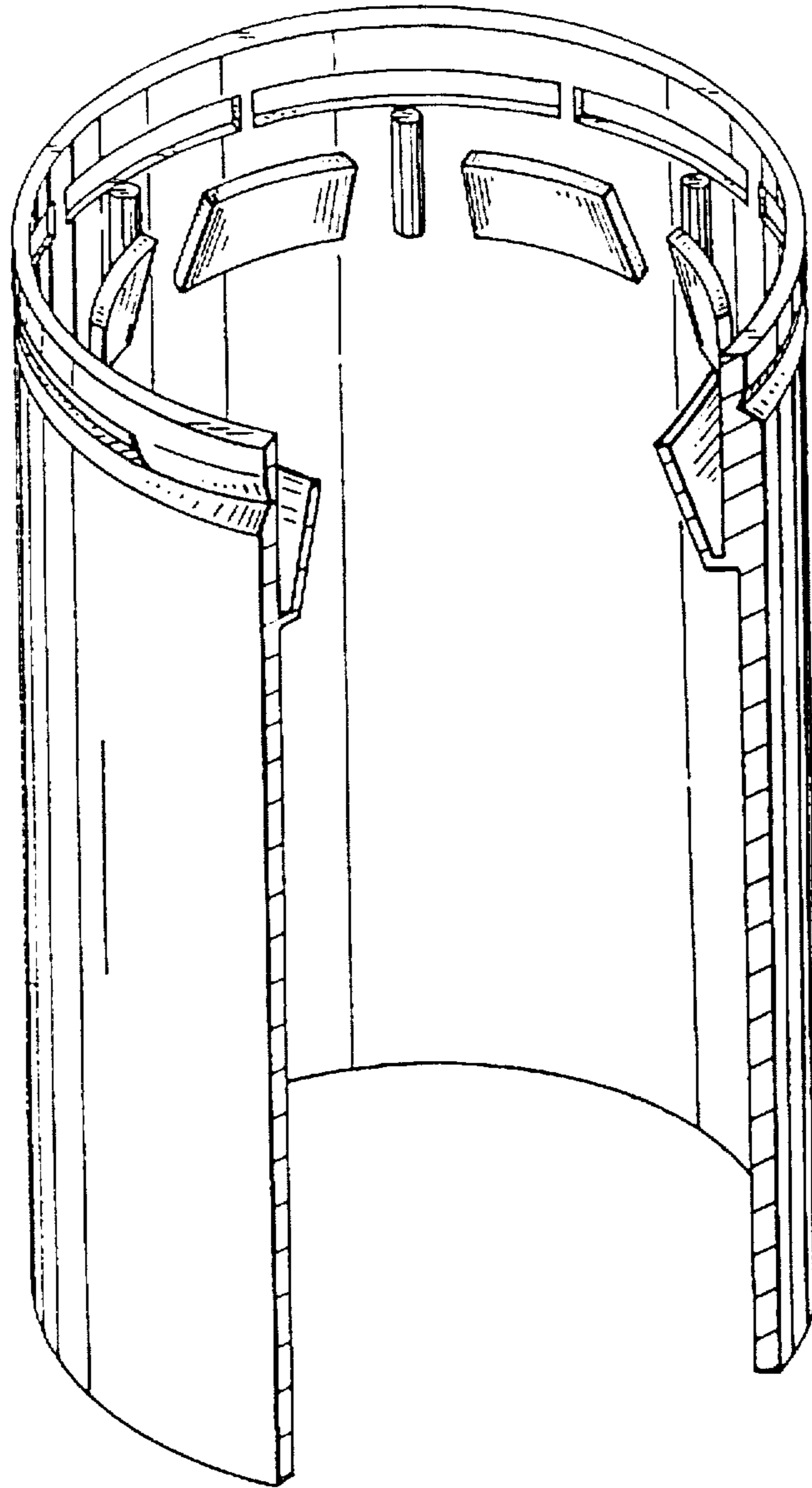


FIG. 3

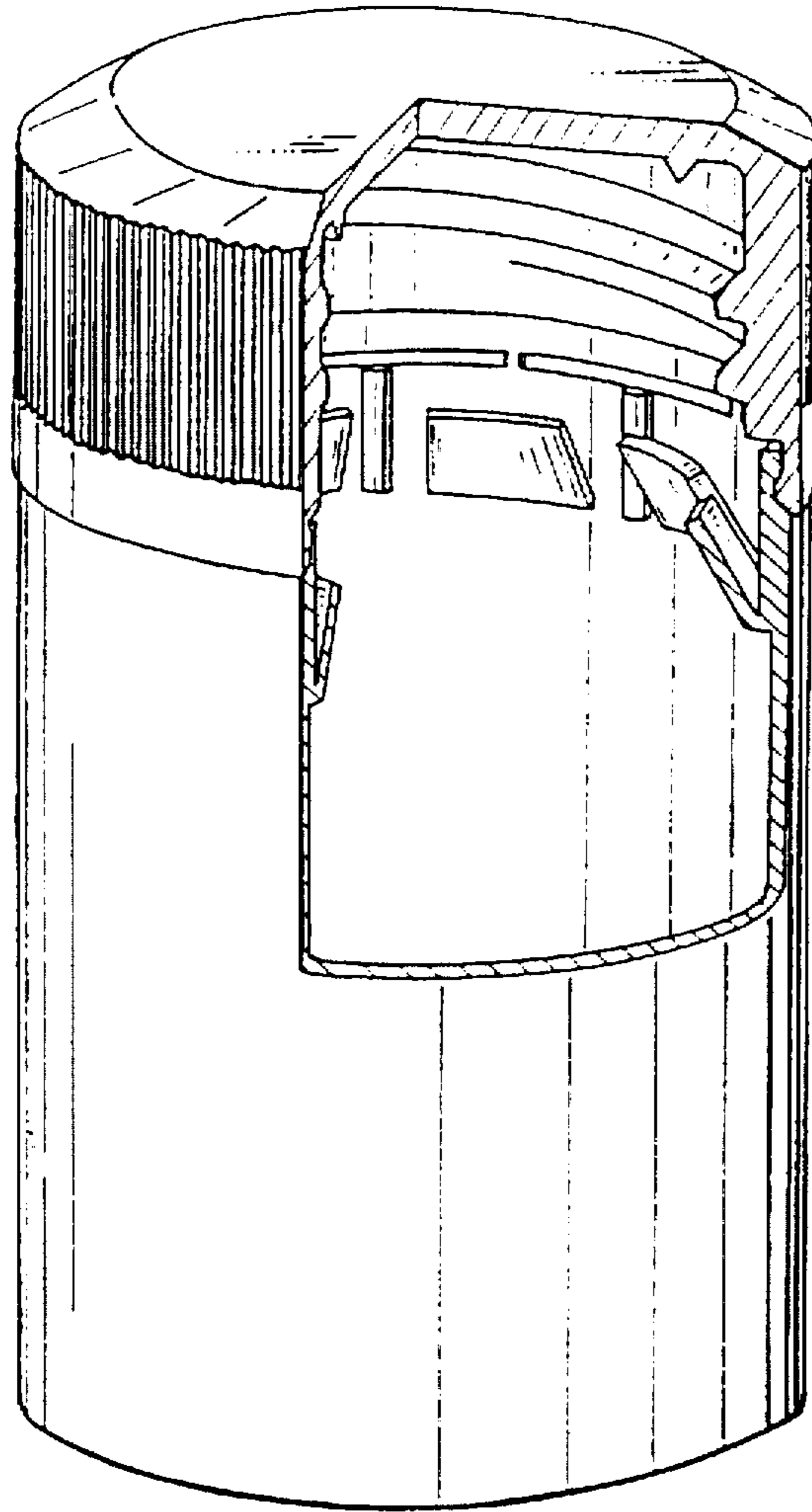


FIG. 4