



US00D397027S

United States Patent [19]
Brown

[11] **Patent Number:** **Des. 397,027**
[45] **Date of Patent:** ****Aug. 18, 1998**

[54] **HOUSE KEY**

1,794,498 3/1931 Ridgway .
2,529,815 11/1950 Rothe .
5,577,403 11/1996 Steeley .

[76] **Inventor:** **Jeremy Brown, 5810 Las Virgenes Rd.,
Calabassas, Calif. 91302**

Primary Examiner—Brian N. Vinson
Attorney, Agent, or Firm—Loeb & Loeb LLP

[**] **Term:** **14 Years**

[57] **CLAIM**

[21] **Appl. No.:** **66,230**

The ornamental design for a house key, as shown and described.

[22] **Filed:** **Feb. 7, 1997**

[51] **LOC (6) Cl.** **08-07**

[52] **U.S. Cl.** **D8/348**

[58] **Field of Search** **D8/347, 348; 70/393,
70/402, 405, 408**

DESCRIPTION

FIG. 1 is a side elevational view of a house key showing my new design, the side opposite being identical in appearance; FIG. 2 is a perspective view thereof; FIG. 3 is a top plan view thereof; FIG. 4 is a bottom plan view thereof; and, FIG. 5 is a front elevational view thereof, the rear being identical in appearance.

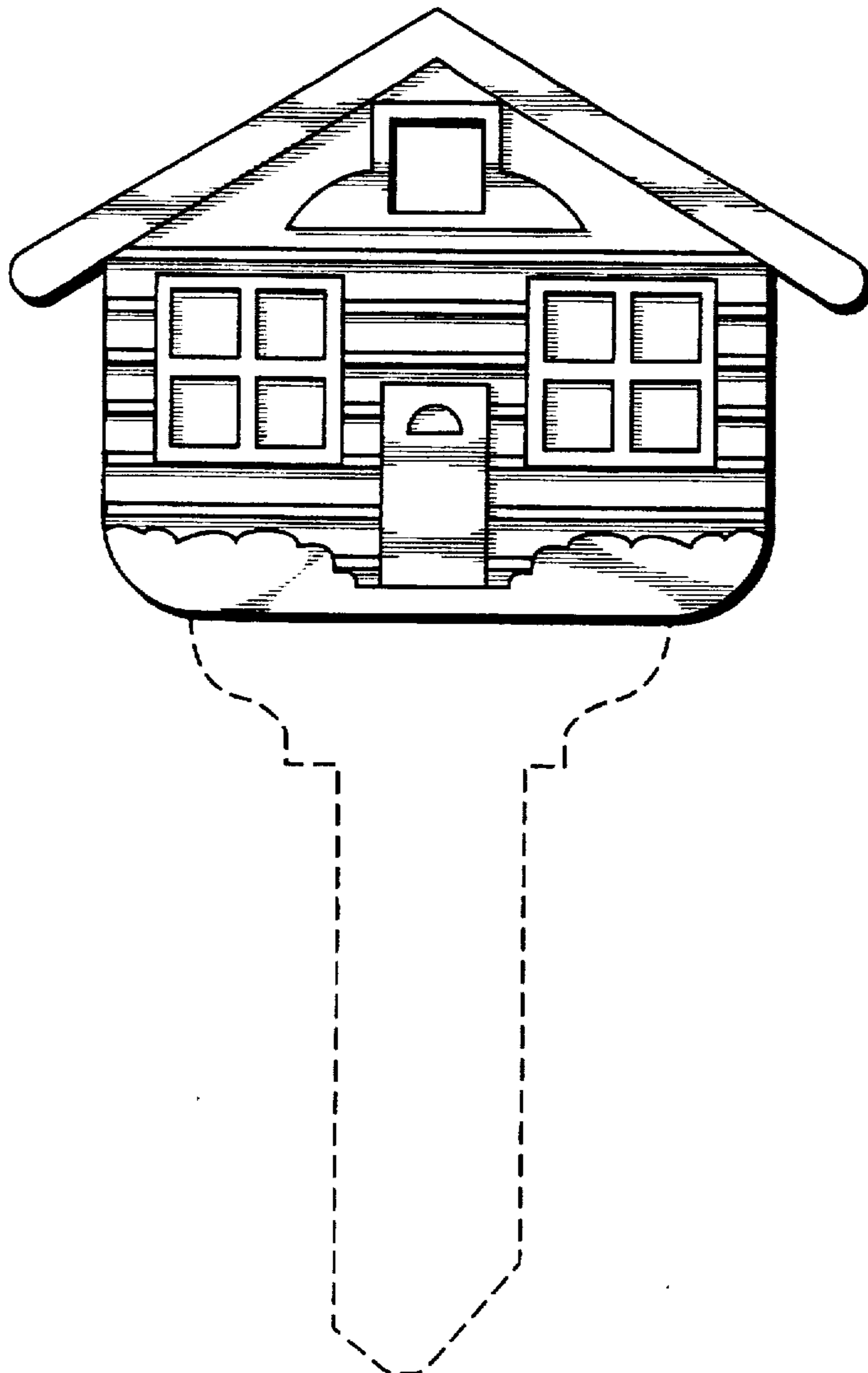
The broken-line disclosure of the key blade are for illustrative purposes only and form no part of the claimed design.

[56] **References Cited**

U.S. PATENT DOCUMENTS

D. 71,880	1/1927	Marcus .	
D. 150,887	9/1948	Rothe	D8/348
D. 190,598	6/1961	Manzardo	D8/348
D. 221,051	7/1971	Kato	D8/348
D. 259,994	7/1981	Salcedo	D8/348

1 Claim, 2 Drawing Sheets



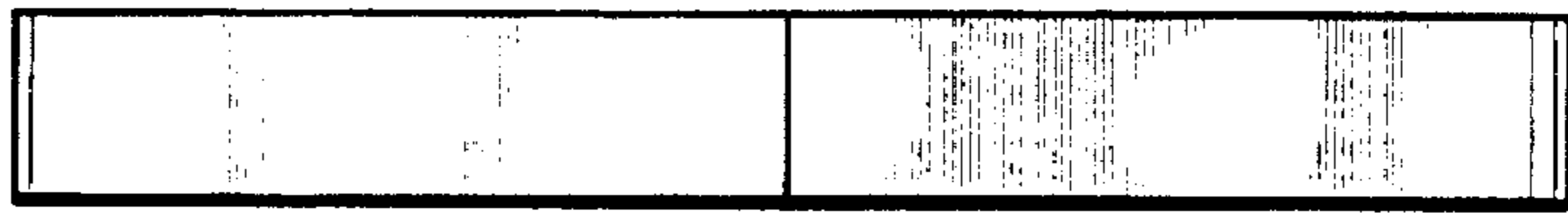


Fig. 3

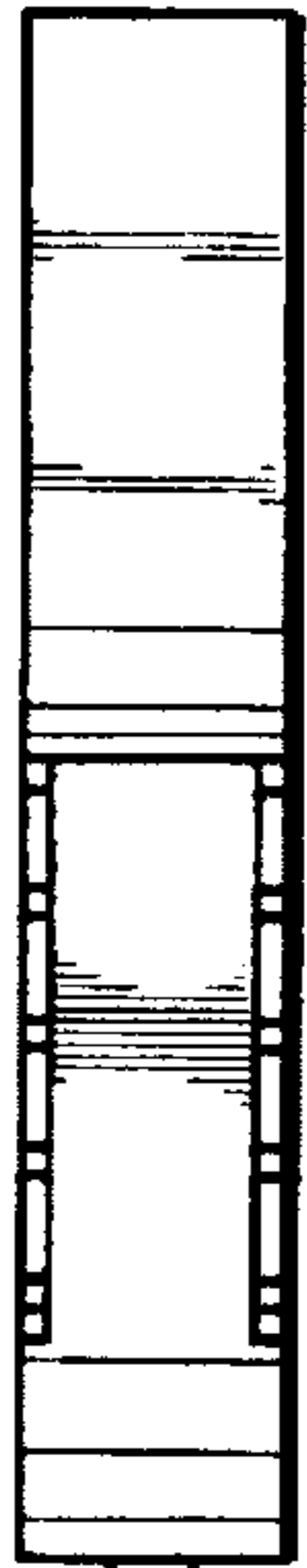


Fig. 1




Fig. 5

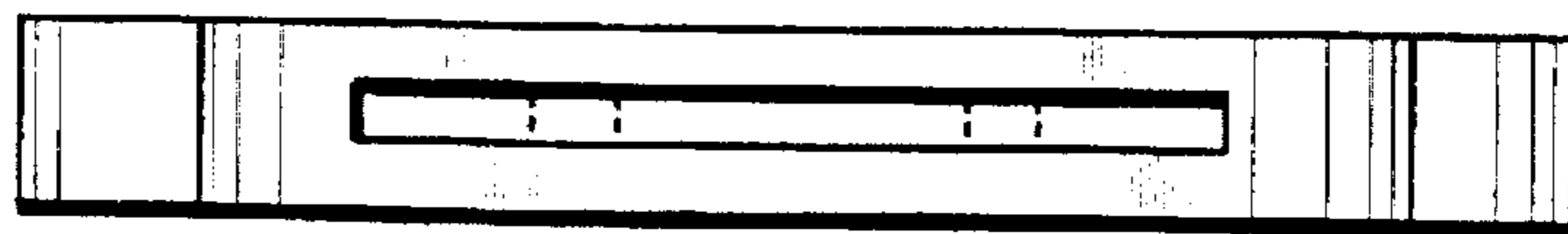


Fig. 4

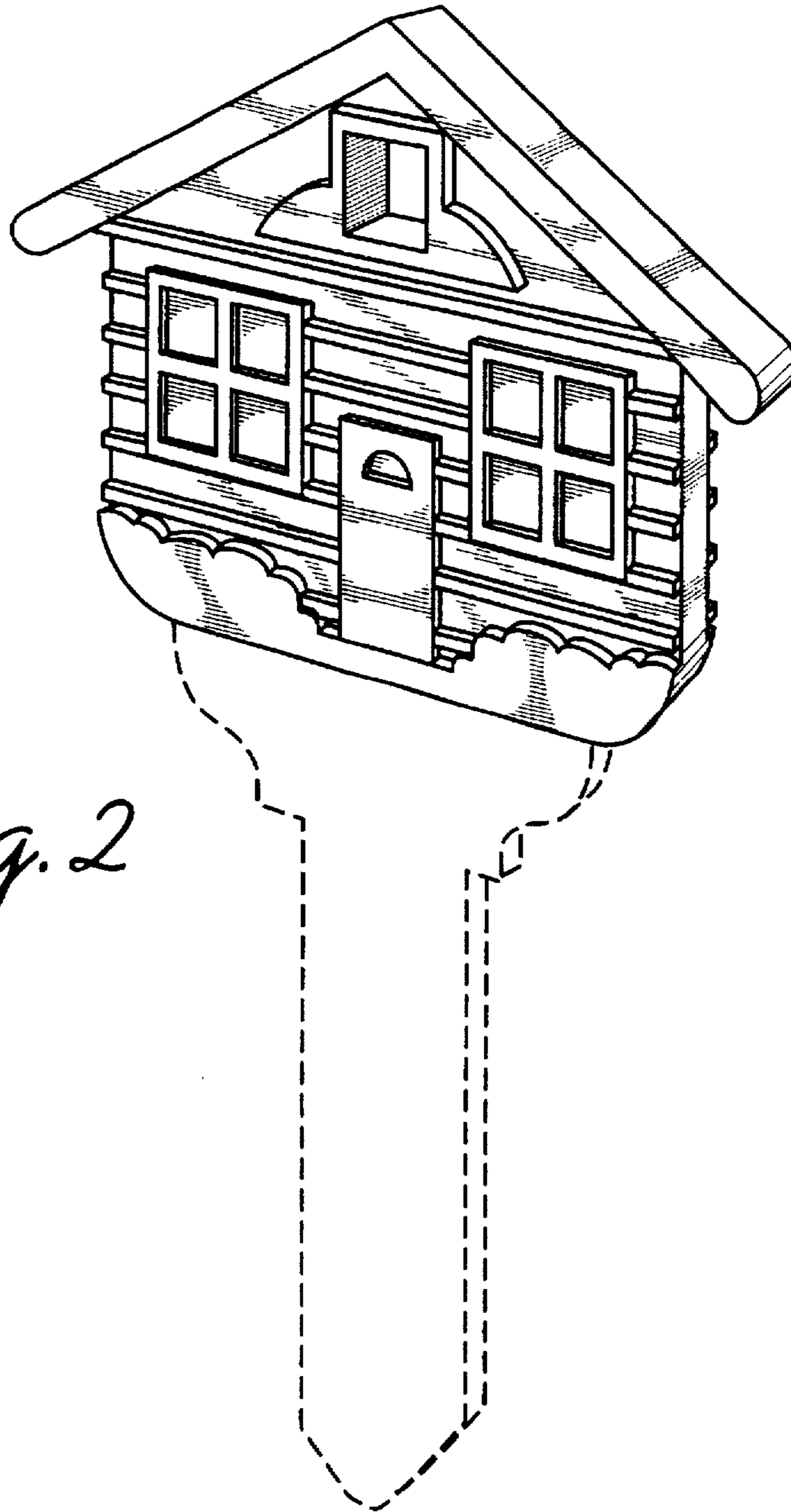


Fig. 2