



US00D397018S

United States Patent [19]

Mosley

[11] Patent Number: Des. 397,018

[45] Date of Patent: **Aug. 18, 1998

[54] ERGONOMIC KNIFE HANDLE

[76] Inventor: Harold D. Mosley, P.O. Box 106, Crawford, Miss. 39743

[**] Term: 14 Years

[21] Appl. No.: 67,077

[22] Filed: Feb. 27, 1997

[51] LOC (6) Cl. 08-03

[52] U.S. Cl. D8/107; D22/118

[58] Field of Search D8/95, 96, 97, D8/98, 107, 14; D7/395; D22/118; 30/136, 164, 165, 287, 340

[56] References Cited

U.S. PATENT DOCUMENTS

D. 121,502	7/1940	Weaver	D8/97
D. 257,686	12/1980	Silva	D22/118
D. 291,171	8/1987	Ygfors	D8/97
D. 323,966	2/1992	Tanabe	D8/97
D. 379,914	6/1997	Bloch	D22/118
2,017,895	10/1935	Davey	D8/97
2,604,130	7/1952	Derby	D8/97

Primary Examiner—Philip S. Hyder
Attorney, Agent, or Firm—Walker, McKenzie & Walker, P.C.

[57] CLAIM

The ornamental design for an ergonomic knife handle, as shown and described.

DESCRIPTION

FIG. 1 is a front elevation view of an ergonomic knife

handle, showing my new design, wherein the broken line portions of the drawing are for illustrative purposes only and form no part of the claimed design, the rear elevation view being a mirror image thereof;

FIG. 2 is a top plan view of the ergonomic knife handle of FIG. 1;

FIG. 3 is a bottom plan view of the ergonomic knife handle of FIG. 1;

FIG. 4 is a left end elevation of the ergonomic knife handle of FIG. 1;

FIG. 5 is a right end elevation of the ergonomic knife handle of FIG. 1;

FIG. 6 is a sectional view as taken on line 6—6 of FIG. 1 to more clearly show certain ornamental features of the ergonomic knife handle of FIG. 1;

FIG. 7 is a sectional view as taken on line 7—7 of FIG. 1 to more clearly show certain ornamental features of the ergonomic knife handle of FIG. 1 and with portions thereof omitted for clarity;

FIG. 8 is a sectional view as taken on line 8—8 of FIG. 1 to more clearly show certain ornamental features of the ergonomic knife handle of FIG. 1 and with portions thereof omitted for clarity; and,

FIG. 9 is a sectional view as taken on line 9—9 of FIG. 1 to more clearly show certain ornamental features of the ergonomic knife handle of FIG. 1 and with portions thereof omitted for clarity.

1 Claim, 1 Drawing Sheet

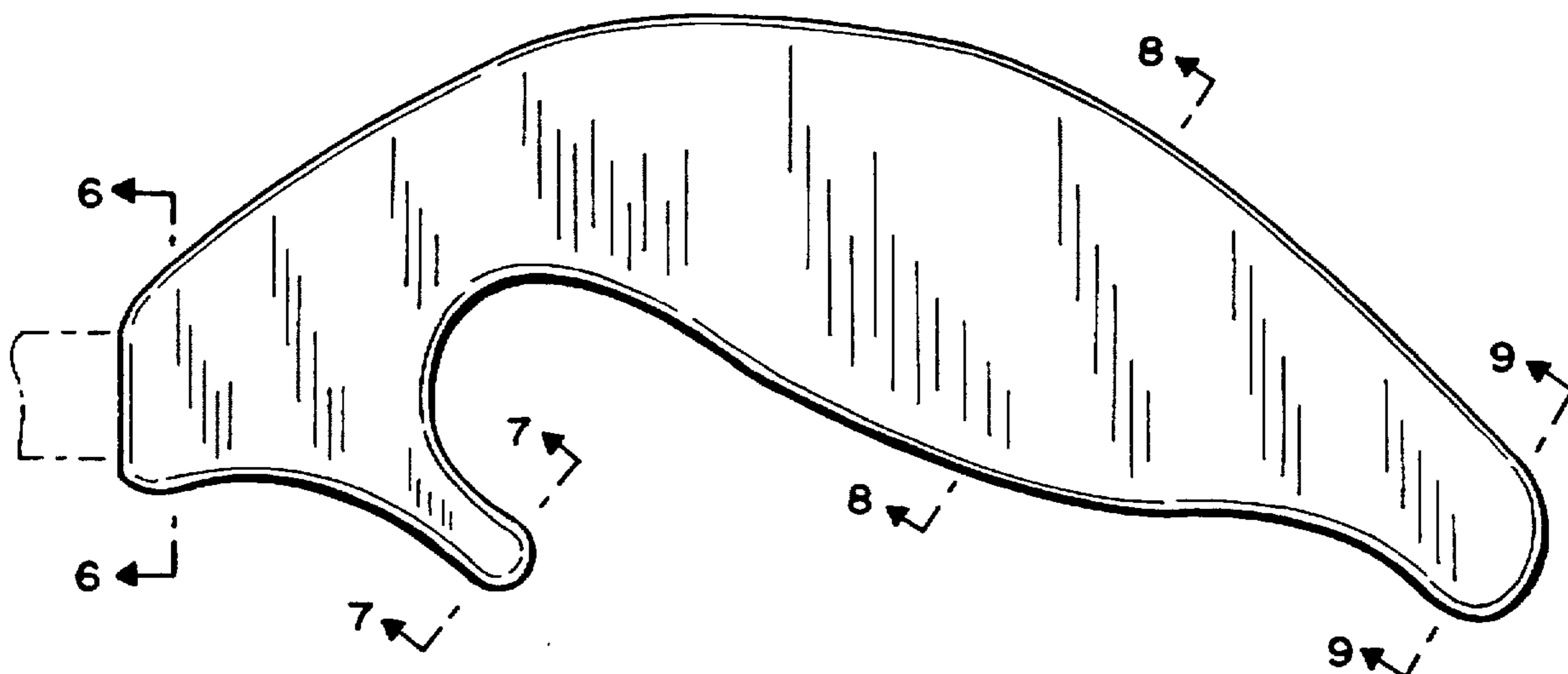


FIG. 1

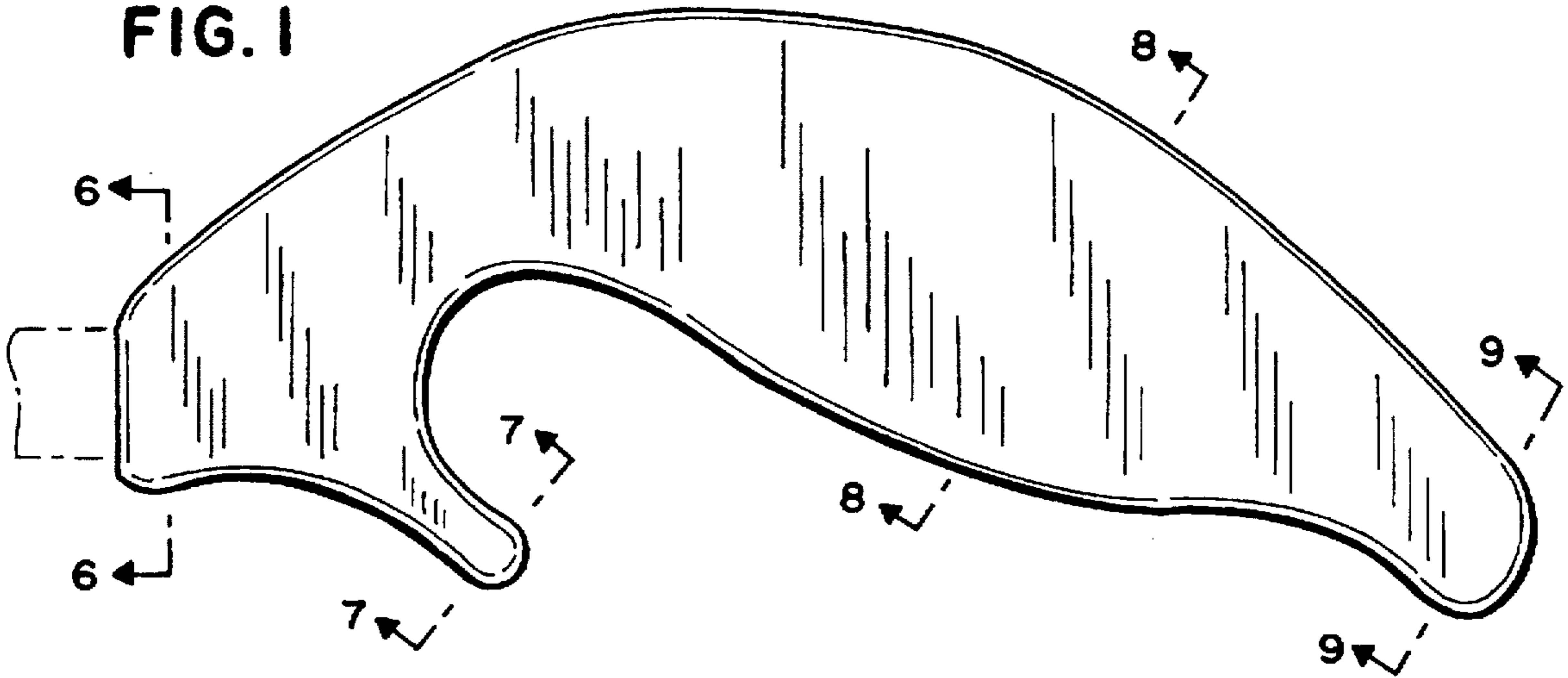


FIG. 2




FIG. 3




FIG. 4




FIG. 5




FIG. 6

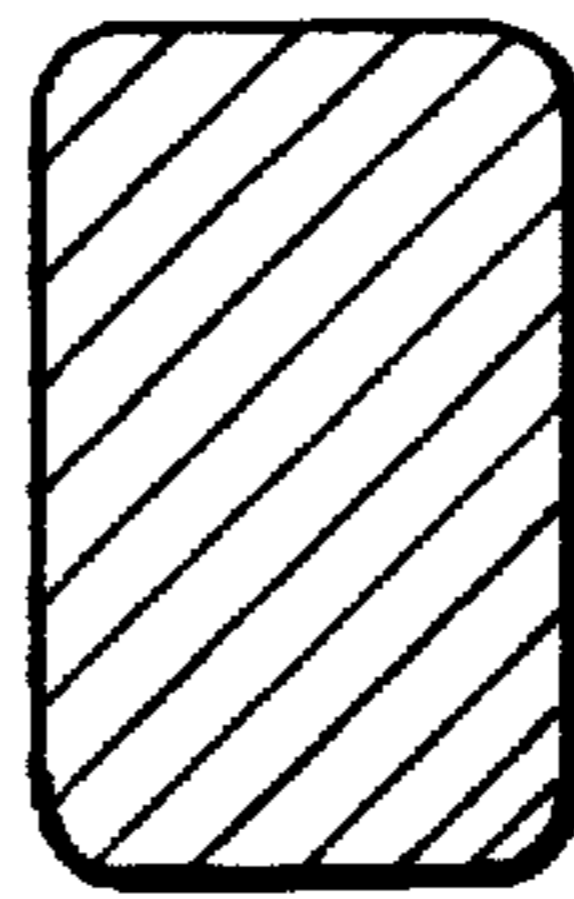


FIG. 7



FIG. 8




FIG. 9

