



US00D397016S

**United States Patent** [19]  
**Pohl**

[11] **Patent Number: Des. 397,016**

[45] **Date of Patent: \*\*\*Aug. 18, 1998**

[54] **KNIFE**  
[75] **Inventor: Dietmar Pohl, Leverkusen, Germany**  
[73] **Assignee: Heinr. Boker GmbH & Company, Solingen, Germany**

5,060,379 10/1991 Neely ..... D8/99  
5,095,624 3/1992 Ennis ..... 30/159  
5,400,509 3/1995 Collins ..... 30/155  
5,450,670 9/1995 Sakai ..... 30/155

[\*] **Notice:** The portion of the term of this patent subsequent to Jun. 3, 2011, has been disclaimed.

[\*\*] **Term: 14 Years**

[21] **Appl. No.: 68,184**

[22] **Filed: Mar. 19, 1997**

[51] **LOC (6) Cl. .... 08-03**

[52] **U.S. Cl. .... D8/99**

[58] **Field of Search .... D8/98, 99, 107; D22/118; 30/151, 152, 153, 154, 155, 156, 157, 158, 159**

[56] **References Cited**

**U.S. PATENT DOCUMENTS**

D. 347,375 5/1994 Sakai ..... D8/99  
D. 348,818 7/1994 Hasegawa ..... D8/99  
D. 365,266 12/1995 Hasegawa ..... D8/99

**OTHER PUBLICATIONS**

Atlanta Cutlery Catalog, p. 13, Ball Lock Knife 1993.  
Atlanta Cutlery Catalog, p. 17, Puma Protec Knives 1993.  
Fighting Knives Magazine, p. 37, Beretta Knives 1992.

*Primary Examiner*—Philip S. Hyder  
*Attorney, Agent, or Firm*—Lalos & Keegan

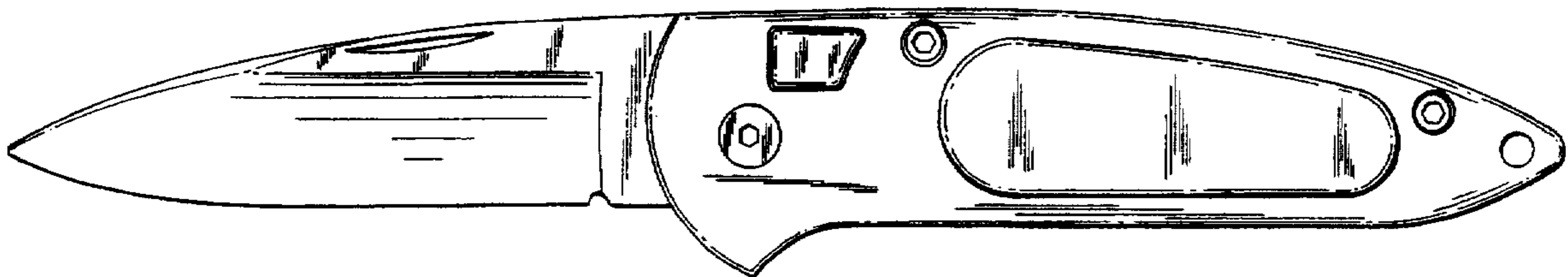
[57] **CLAIM**

The ornamental design for a knife, as shown and described.

**DESCRIPTION**

FIG. 1 is a side view of the knife embodying the design invention;  
FIG. 2 is a top view thereof;  
FIG. 3 is a rear view thereof;  
FIG. 4 is a side view thereof opposite to the side view of FIG. 1;  
FIG. 5 is a bottom view thereof;  
FIG. 6 is a front view thereof; and,  
FIG. 7 is a side view as in FIG. 1 but with blade closed.

**1 Claim, 2 Drawing Sheets**



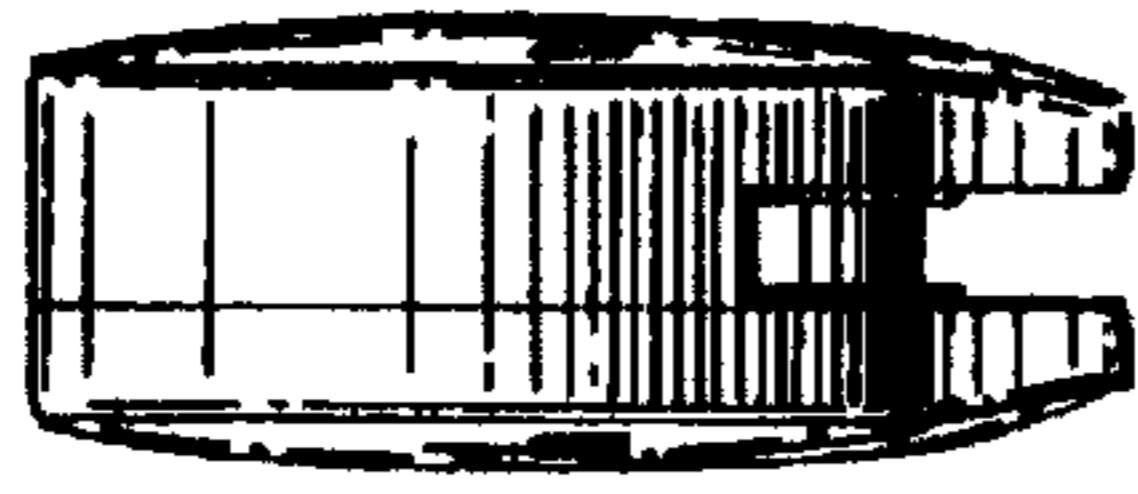


FIG. 3

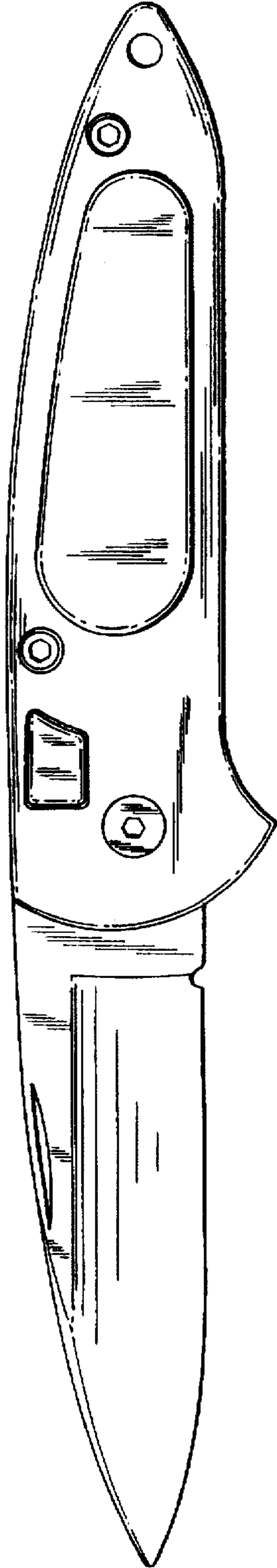


FIG. 1




FIG. 2

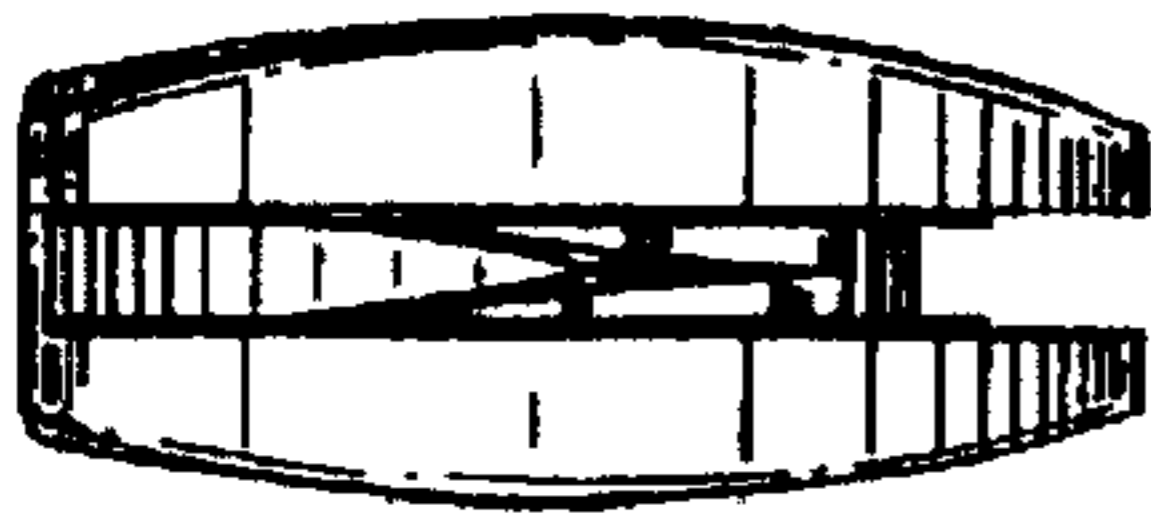


FIG. 6

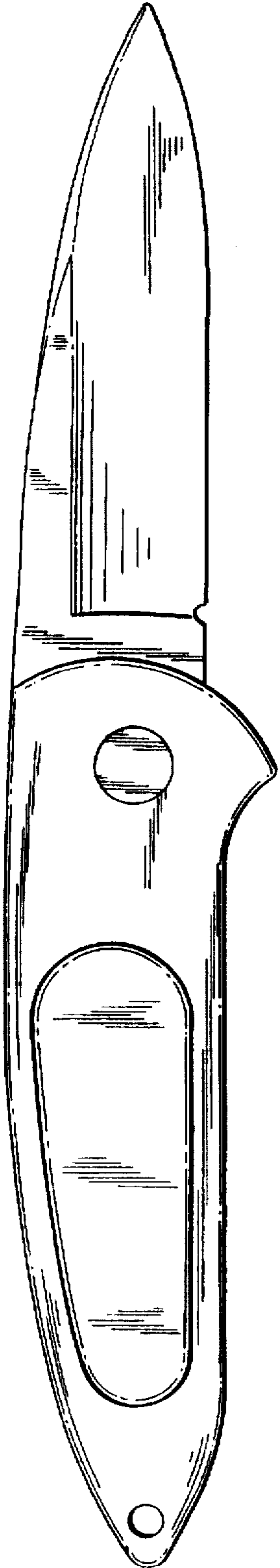


FIG. 4

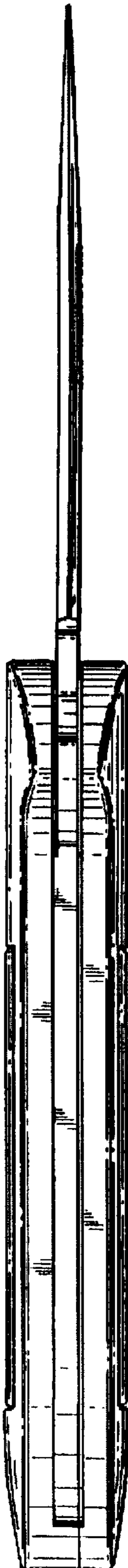


FIG. 5

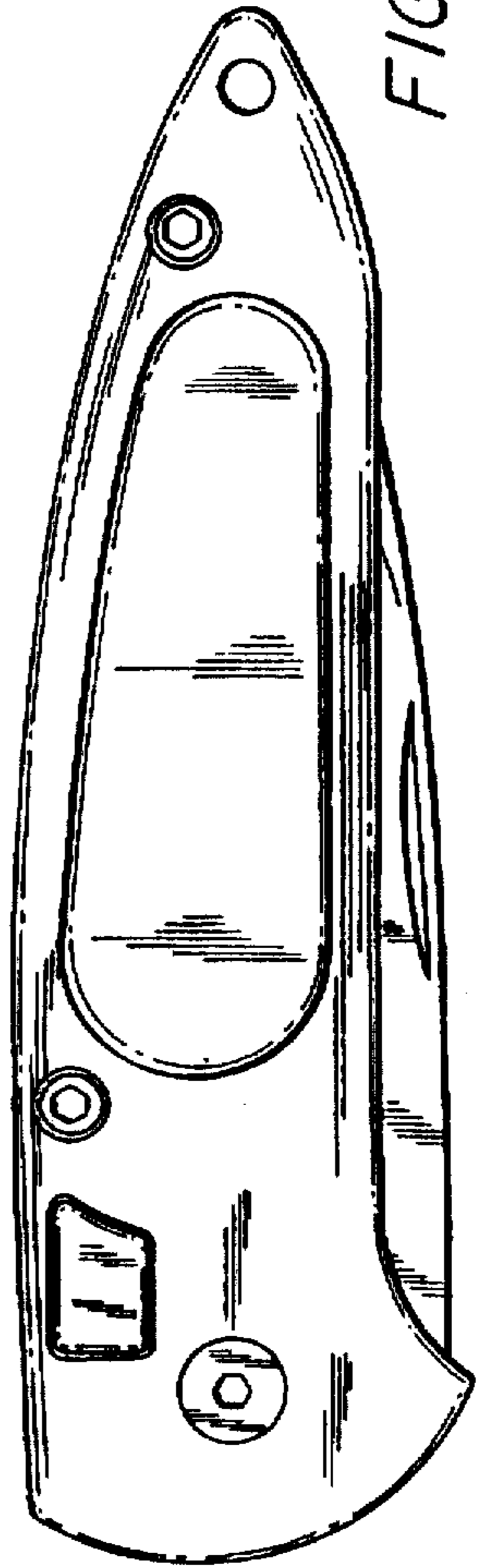


FIG. 7