



US00D397005S

United States Patent [19]
Whitehead et al.

[11] **Patent Number:** **Des. 397,005**
[45] **Date of Patent:** ****Aug. 18, 1998**

[54] **COMPACT SNOW SHOVEL FOR VEHICLES**

[75] **Inventors:** **Stephen P. Whitehead**, Elgin; **Michael R. Vogler**; **Torrence C. Anderson**, both of Aurora, all of Ill.

[73] **Assignee:** **Suncast Corporation**, Batavia, Ill.

[**] **Term:** **14 Years**

[21] **Appl. No.:** **77,637**

[22] **Filed:** **Oct. 6, 1997**

Related U.S. Application Data

[63] **Continuation of Ser. No. 58,146, Aug. 8, 1996, Pat. No. Des. 384,559, Ser. No. 58,148, Aug. 8, 1996, Pat. No. Des. 384,866, and Ser. No. 59,652, Aug. 15, 1996.**

[51] **LOC (6) Cl.** **08-01**

[52] **U.S. Cl.** **D8/10**

[58] **Field of Search** **D8/10; 294/49, 294/54.5, 55, 51**

[56] **References Cited**

U.S. PATENT DOCUMENTS

D. 360,564 7/1995 **Tisbo et al.** **D8/10**

OTHER PUBLICATIONS

Union Fork and Hoe Company Catalog, p. 1, shovel, item 4 at right of page, Dec. 1986.

Ames Catalog, p. 13, snow shovel, item No. L 16-802 at right of page, May 1986.

Primary Examiner—Holly Baynham

Attorney, Agent, or Firm—Thomas W. Tolpin

[57] **CLAIM**

The ornamental design for a compact snow shovel for vehicles, as shown.

DESCRIPTION

FIG. 1 is a perspective view of a compact snow shovel for vehicles showing our new design;

FIG. 2 is a front view thereof;

FIG. 3 is a right side view thereof; the left side view being symmetrical thereto;

FIG. 4 is a back view thereof;

FIG. 5 is a bottom view thereof; and,

FIG. 6 is a top view thereof.

1 Claim, 3 Drawing Sheets




FIG. 1

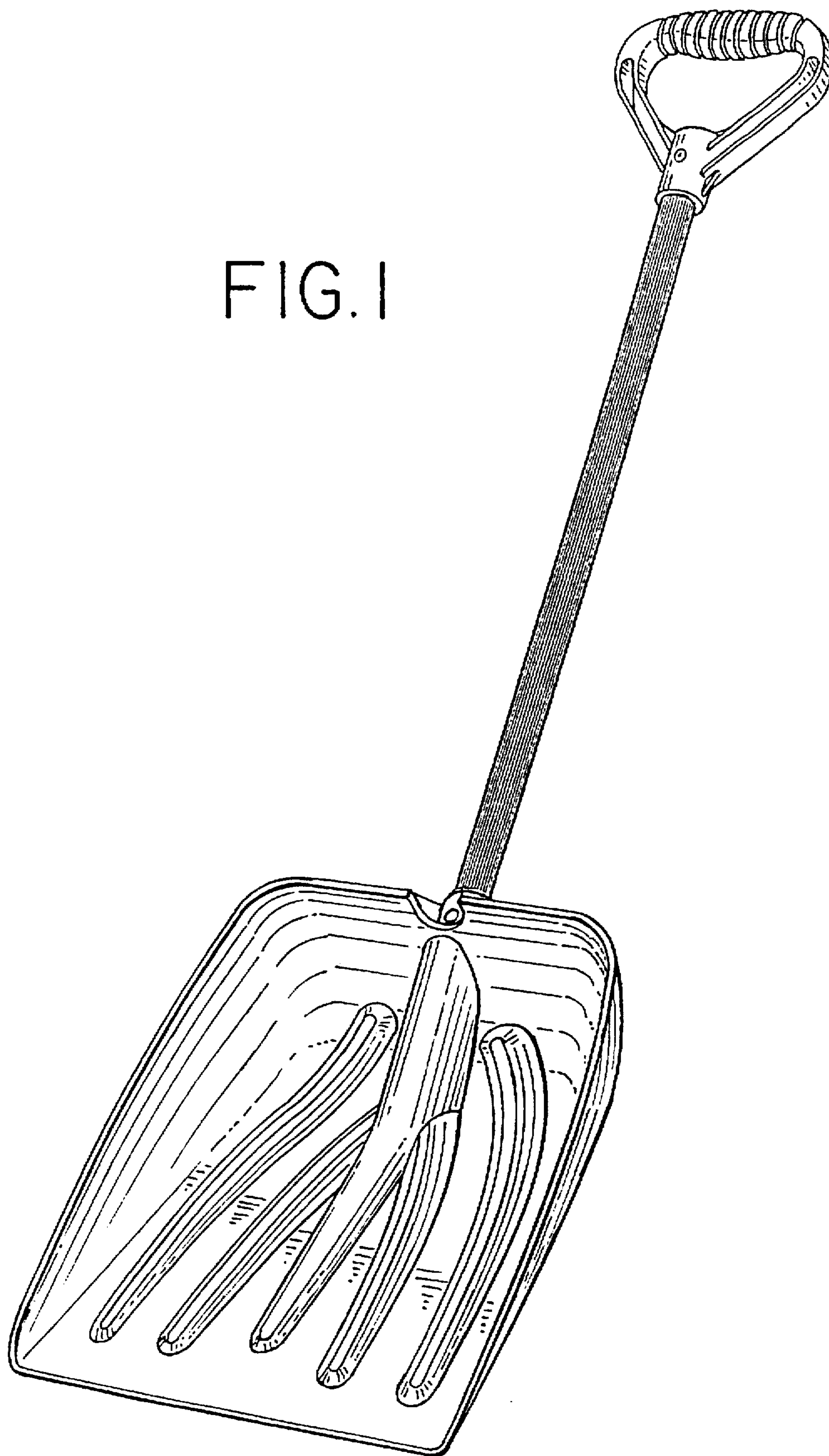


FIG. 2

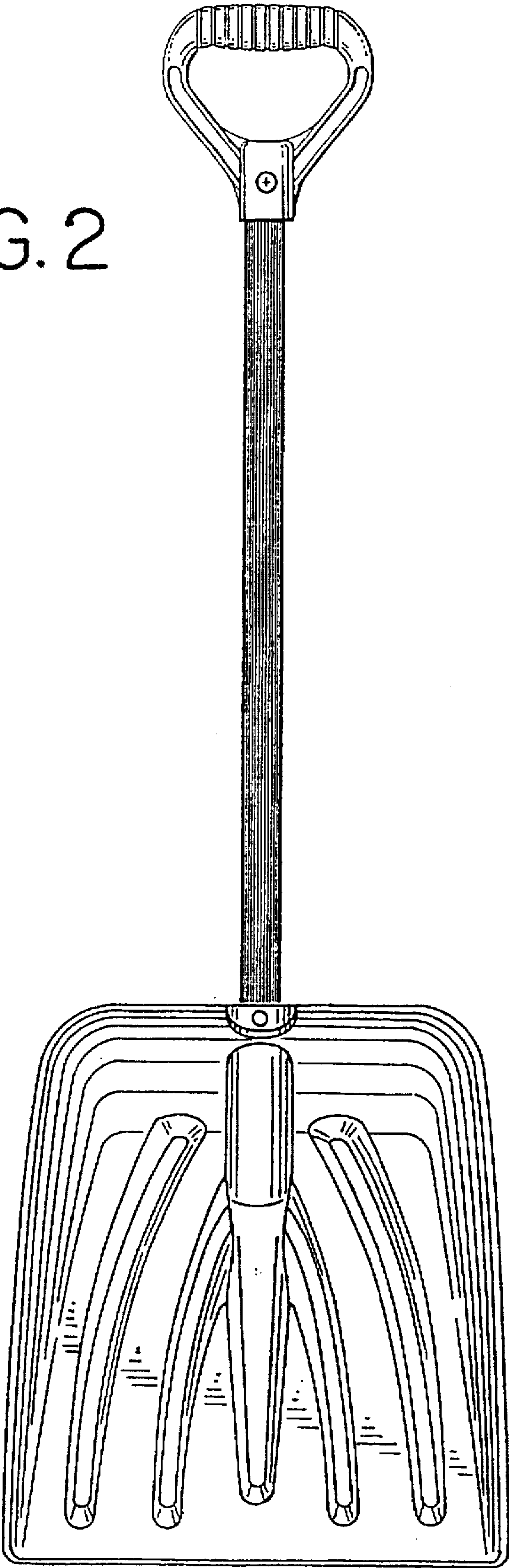


FIG. 3




FIG. 4

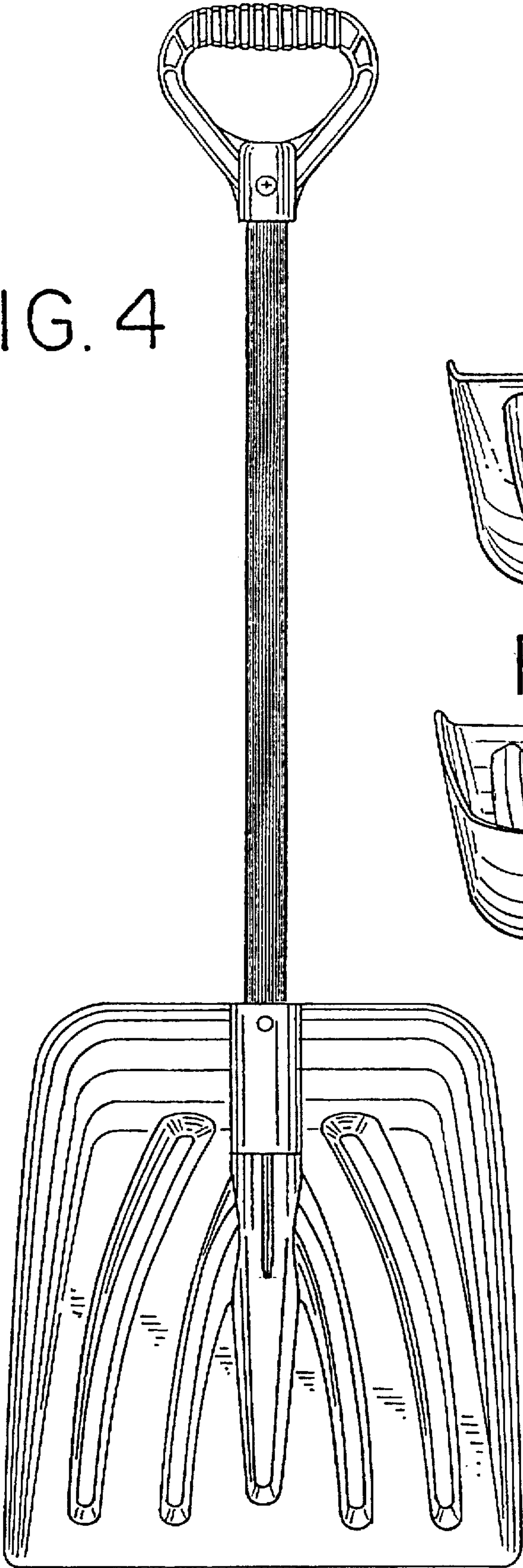


FIG. 5

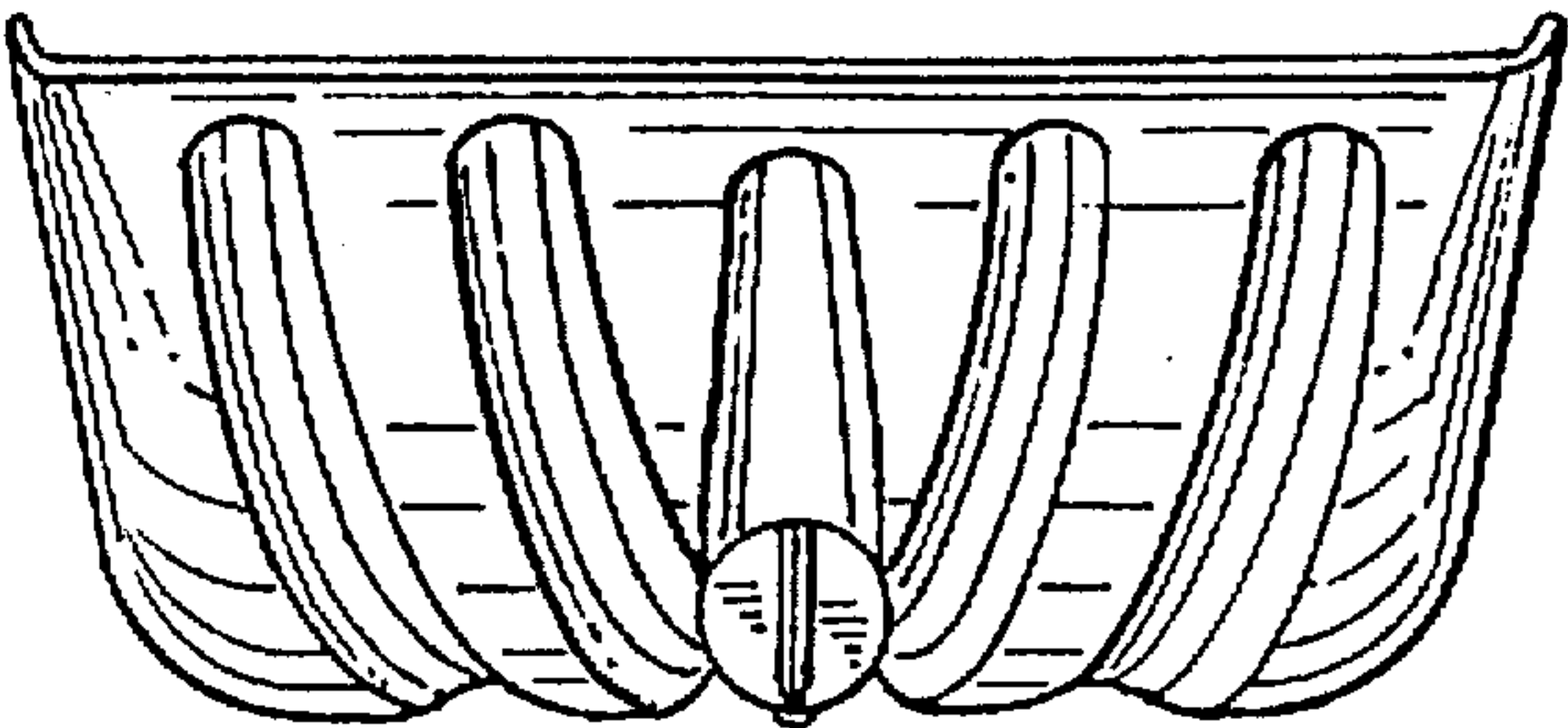


FIG. 6

