



US00D396994S

United States Patent [19]
Carrino

[11] **Patent Number: Des. 396,994**

[45] **Date of Patent: **Aug. 18, 1998**

[54] **LIGHTED TAP HANDLE**

[76] **Inventor: Joseph R. Carrino, 450 Old Chester Rd., Chester, N.J. 07930**

[**] **Term: 14 Years**

[21] **Appl. No.: 78,170**

[22] **Filed: Oct. 22, 1997**

[51] **LOC (6) Cl. 07-99**

[52] **U.S. Cl. D7/393; D7/398; D7/377**

[58] **Field of Search D7/306, 307, 308, D7/300, 322, 387, 397, 393, 398, 395; 222/465.1, 129.1; 16/DIG. 12; D26/46, 44; 40/332**

[56] **References Cited**

U.S. PATENT DOCUMENTS

D. 256,125	7/1980	Erickson	D7/398
D. 304,665	11/1989	Start	D7/313
D. 352,637	11/1994	Ugolini	D7/398
D. 354,656	1/1995	Strawbridge	D7/398
D. 359,412	6/1995	Minh	D7/307

2,145,761	1/1939	Fisher	D7/393 X
2,295,468	9/1942	Haley	D7/393 X
2,921,605	1/1960	Booth et al.	222/129.1 X

Primary Examiner—M. N. Pandozzi

[57] **CLAIM**

The ornamental design for a lighted tap handle, as shown and described.

DESCRIPTION

FIG. 1 is a front elevational view of the lighted tap handle of the present invention;

FIG. 2 is a back elevational view of the lighted tap handle of FIG. 1;

FIG. 3 is a left side elevational view of the lighted tap handle of FIG. 1;

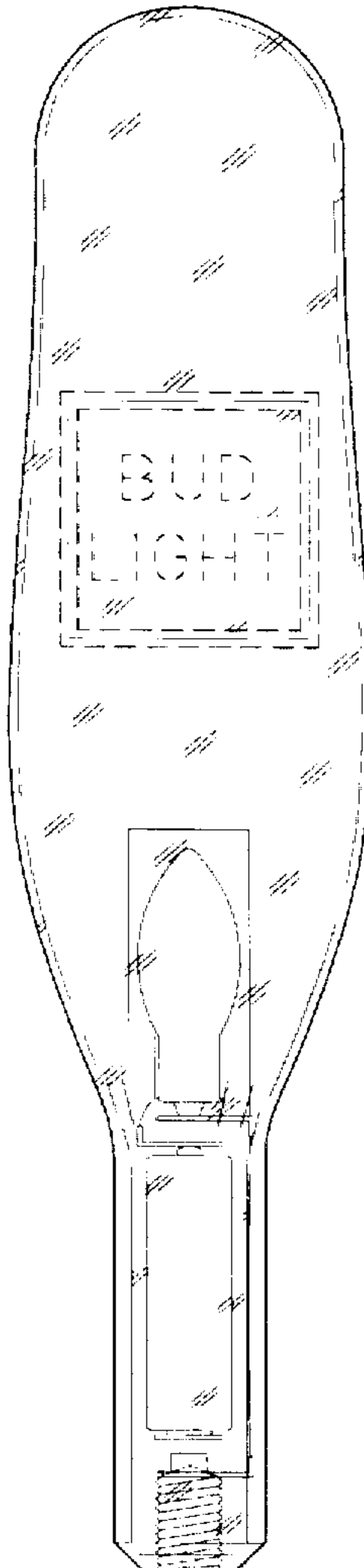
FIG. 4 is a right side elevational view of the lighted tap handle of FIG. 1;

FIG. 5 is a top plan view of the lighted tap handle of FIG. 1; and,

FIG. 6 is a bottom plan view of the lighted tap handle of FIG. 1.

The broken lines in FIGS. 1 and 2 are for illustrative purposes only and forms no part of the claimed design.

1 Claim, 3 Drawing Sheets



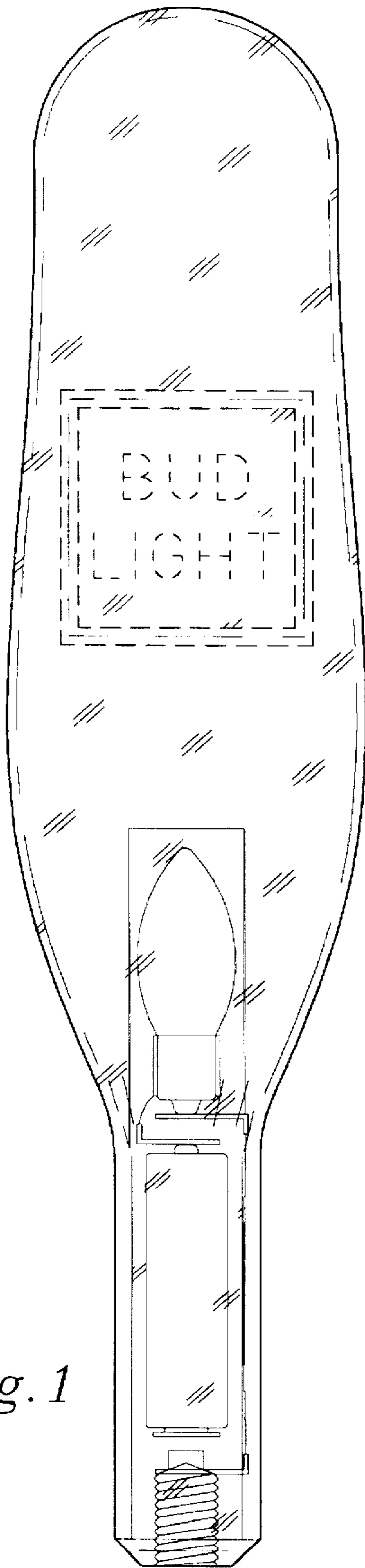


Fig. 1

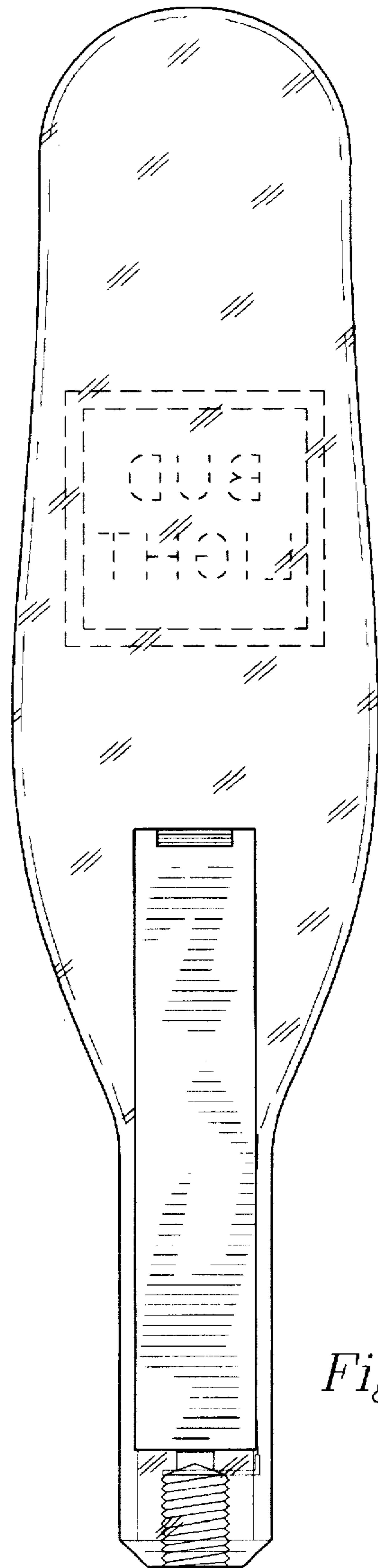


Fig. 2




Fig. 3




Fig. 4

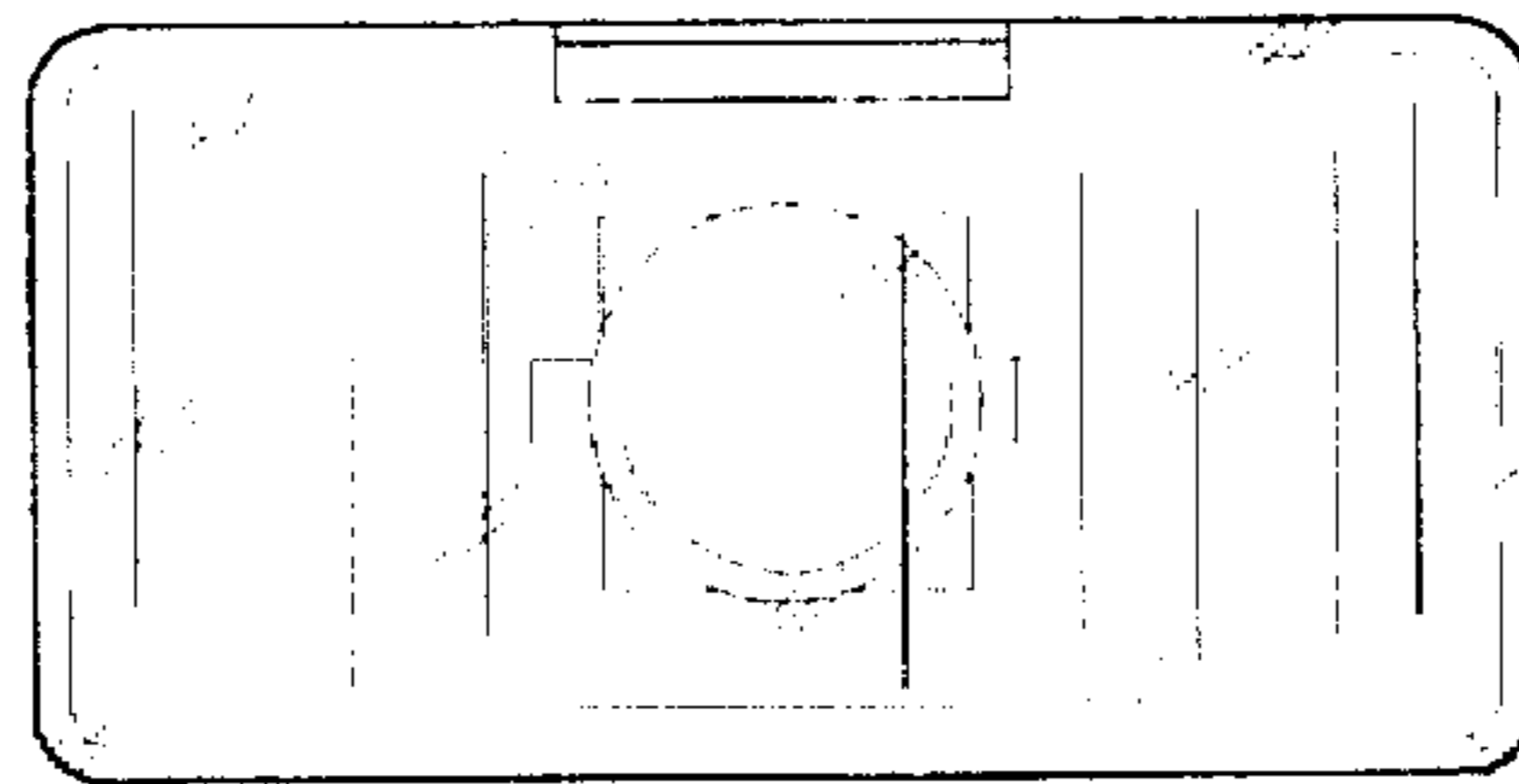


Fig. 5

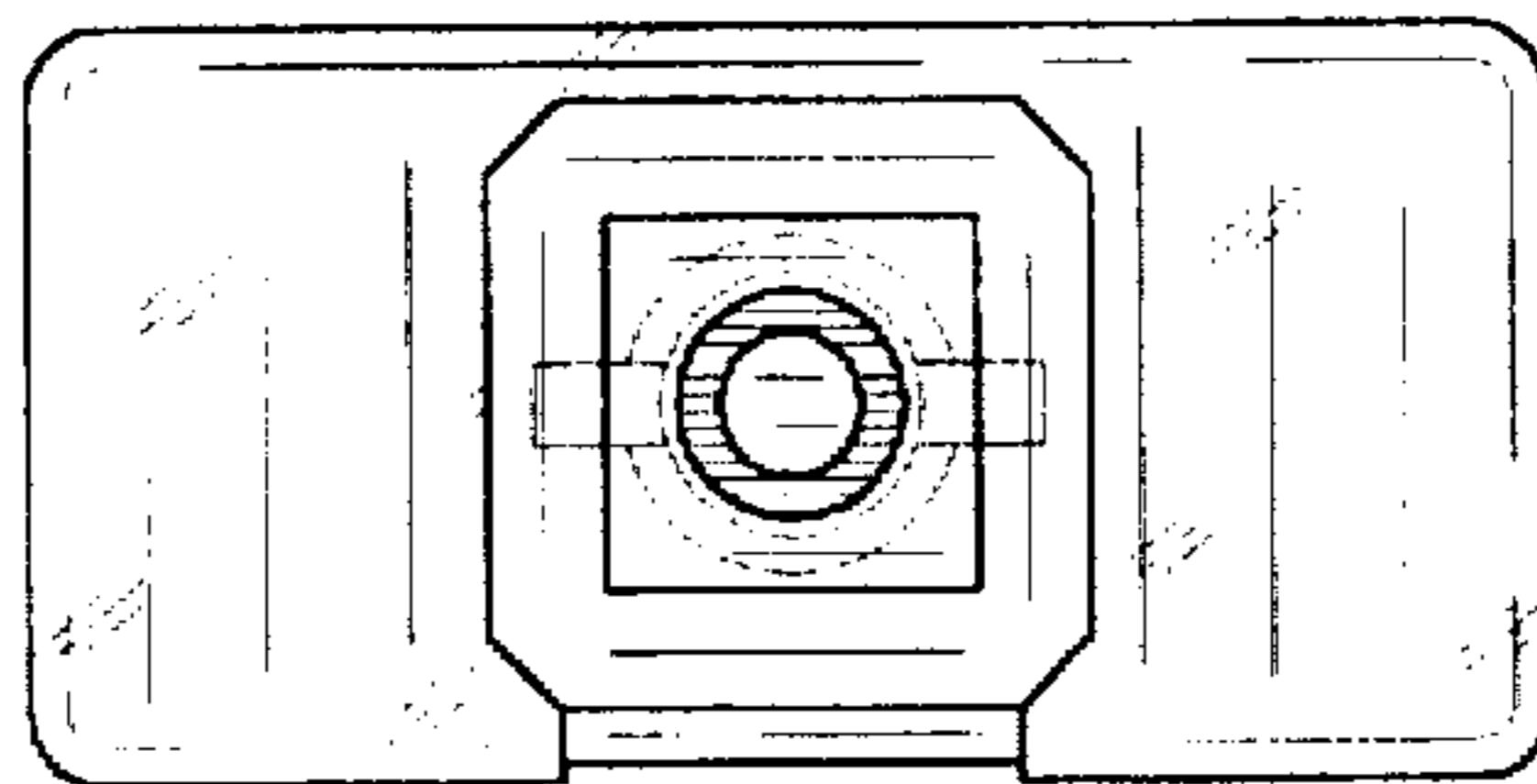


Fig. 6