



US00D396976S

**United States Patent** [19]  
**Cronk**

[11] **Patent Number:** **Des. 396,976**  
[45] **Date of Patent:** **\*\*Aug. 18, 1998**

[54] **CHAIR**  
[75] **Inventor:** **Jeffrey P. Cronk, Dallas, Tex.**  
[73] **Assignee:** **Steelcase Inc., Grand Rapids, Mich.**  
[\*\*] **Term:** **14 Years**  
[21] **Appl. No.:** **70,858**  
[22] **Filed:** **Apr. 7, 1997**  
[51] **LOC (6) Cl.** ..... **06-06**  
[52] **U.S. Cl.** ..... **D6/500; D6/366**  
[58] **Field of Search** ..... **D6/334, 364, 365,**  
**D6/366, 367, 379, 500, 501, 502; 297/411.2**

D. 358,063 5/1995 Larkin .  
D. 358,065 5/1995 Larkin .  
D. 358,944 6/1995 Citterio .  
D. 359,396 6/1995 Schmid et al. .  
D. 360,316 7/1995 Hodge et al. .  
D. 362,974 10/1995 Olson et al. .  
D. 364,044 11/1995 Proietto et al. .  
D. 371,265 7/1996 McDiarmid ..... D6/502  
D. 373,695 9/1996 Buffon ..... D6/500  
D. 380,098 6/1997 Breen ..... D6/366  
4,471,995 9/1984 Wisniewski .  
4,556,254 12/1985 Roberts .  
4,603,905 8/1986 Stucki .  
4,709,963 12/1987 Uecker et al. .  
4,775,187 10/1988 Herr .  
4,915,449 4/1990 Piretti .  
5,102,196 4/1992 Kaneda et al. .  
5,437,498 8/1995 Waelde .

[56] **References Cited**

**U.S. PATENT DOCUMENTS**

D. 257,917 1/1981 Ball .  
D. 292,655 11/1987 Hendrick ..... D6/366  
D. 298,593 11/1988 Vogtherr .  
D. 304,886 12/1989 Murry .  
D. 308,310 6/1990 Wilson .  
D. 309,385 7/1990 Buhk .  
D. 320,507 10/1991 Shields .  
D. 321,993 12/1991 Zagaroli et al. .  
D. 322,898 1/1992 Zapf .  
D. 331,154 11/1992 Sheridan .  
D. 332,011 12/1992 Fahnstrom et al. .  
D. 335,596 5/1993 Wogoman et al. .  
D. 339,924 10/1993 Fahnstrom et al. .  
D. 339,926 10/1993 Fahnstrom et al. .  
D. 339,927 10/1993 Fahnstrom et al. .  
D. 340,589 10/1993 Chu .  
D. 341,260 11/1993 Fahnstrom et al. .  
D. 343,740 2/1994 Ginat .  
D. 345,470 3/1994 Narita .  
D. 347,333 5/1994 Von Klier .  
D. 348,570 7/1994 Scheper et al. .... D6/366  
D. 348,786 7/1994 Tolleson et al. .  
D. 353,718 12/1994 Olson .  
D. 355,303 2/1995 Scheper et al. .

*Primary Examiner*—Gary D. Watson  
*Attorney, Agent, or Firm*—Price, Heneveld, Cooper, DeWitt & Litton

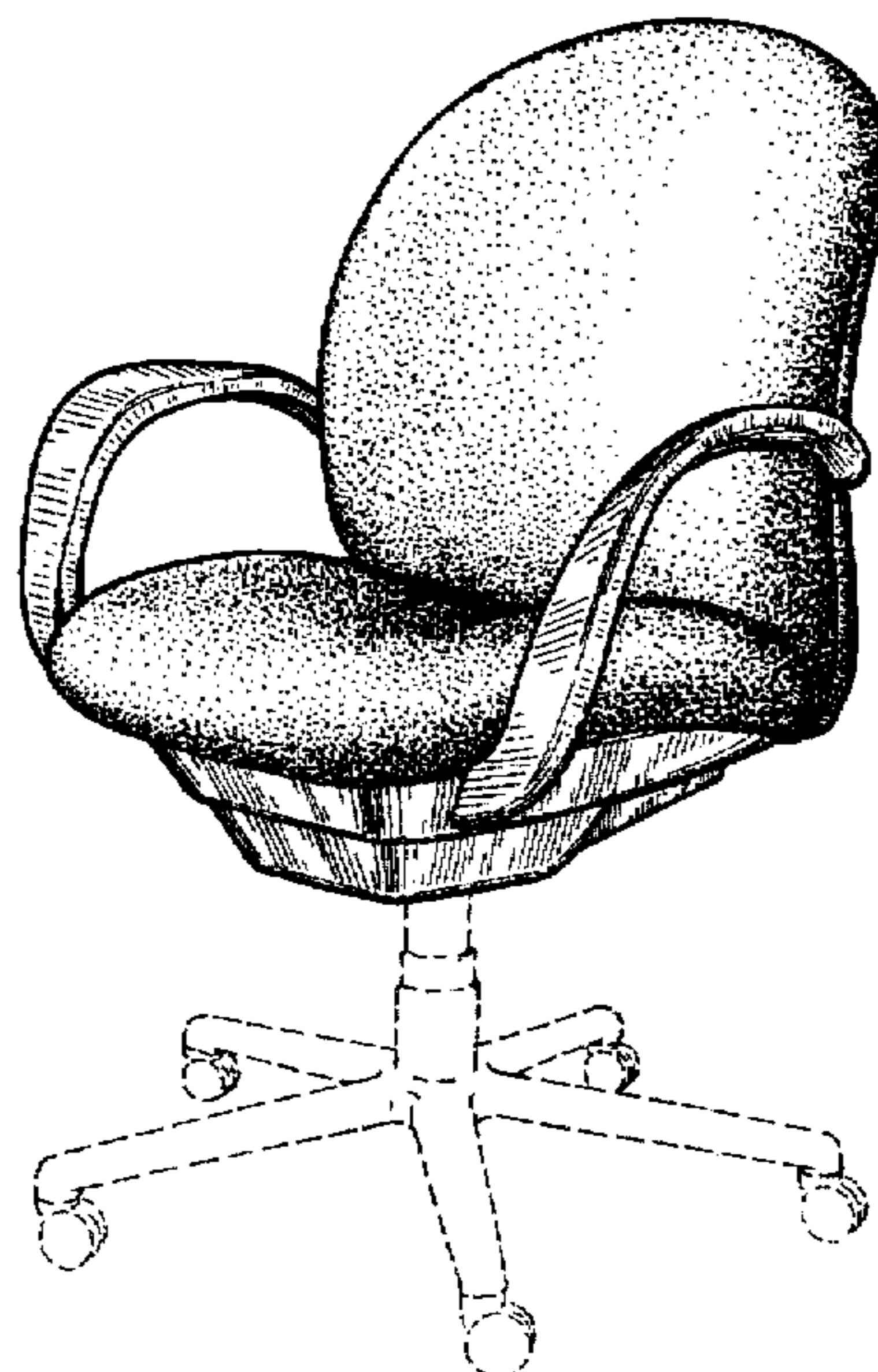
[57] **CLAIM**

The ornamental design for a chair, as shown and described.

**DESCRIPTION**

FIG. 1 is a perspective view of the chair showing my new design;  
FIG. 2 is a right side elevational view of the chair shown in FIG. 1, the left side elevational view being mirror image thereof;  
FIG. 3 is a front elevational view of the chair shown in FIG. 1;  
FIG. 4 is a top plan view of the chair shown in FIG. 1; and, FIG. 5 is a rear elevational view of the chair shown in FIG. 1.  
The broken lines showing the wheeled base member are for environmental purposes only and form no part of the claimed design.

**1 Claim, 3 Drawing Sheets**



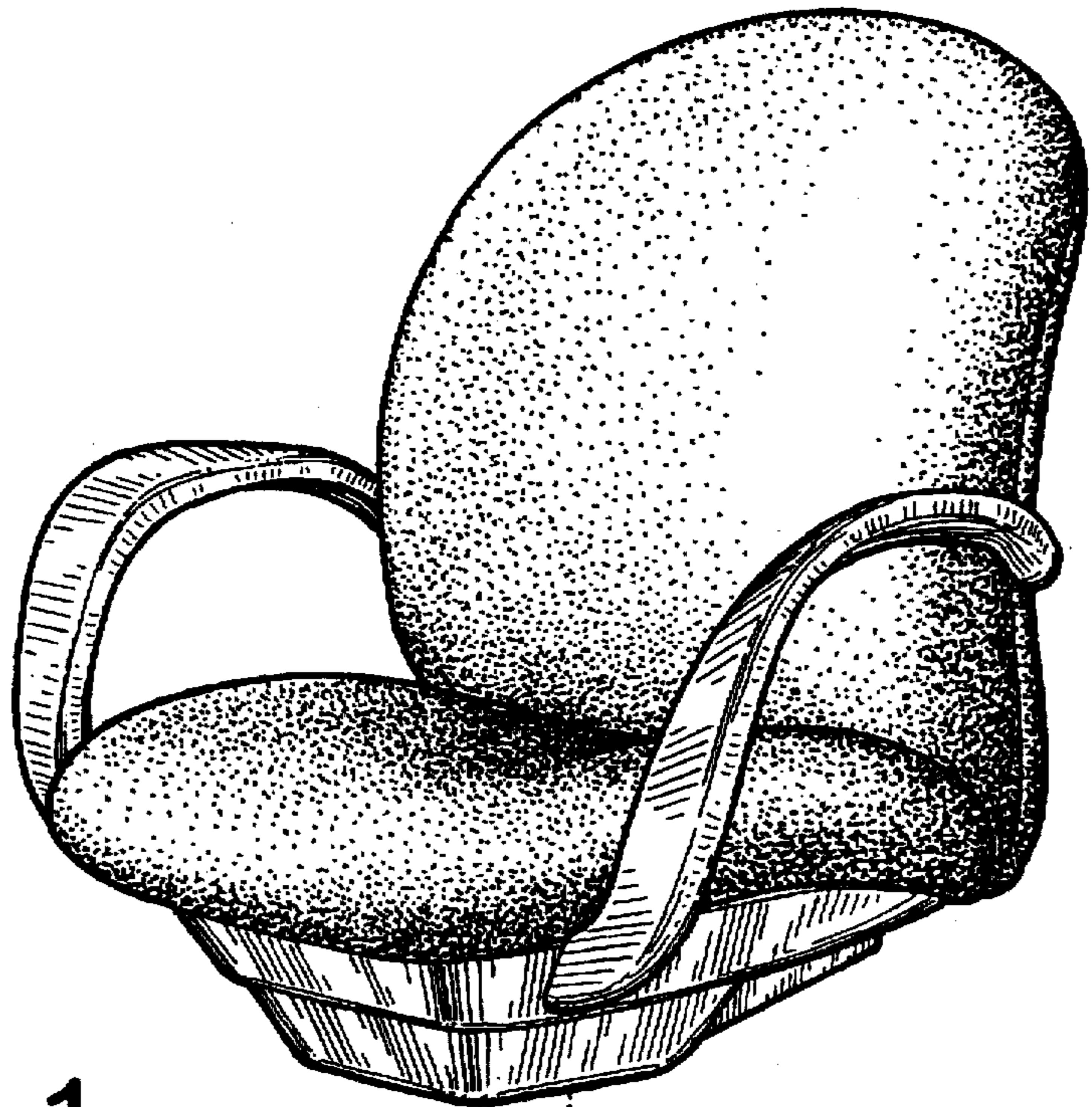


Fig. 1

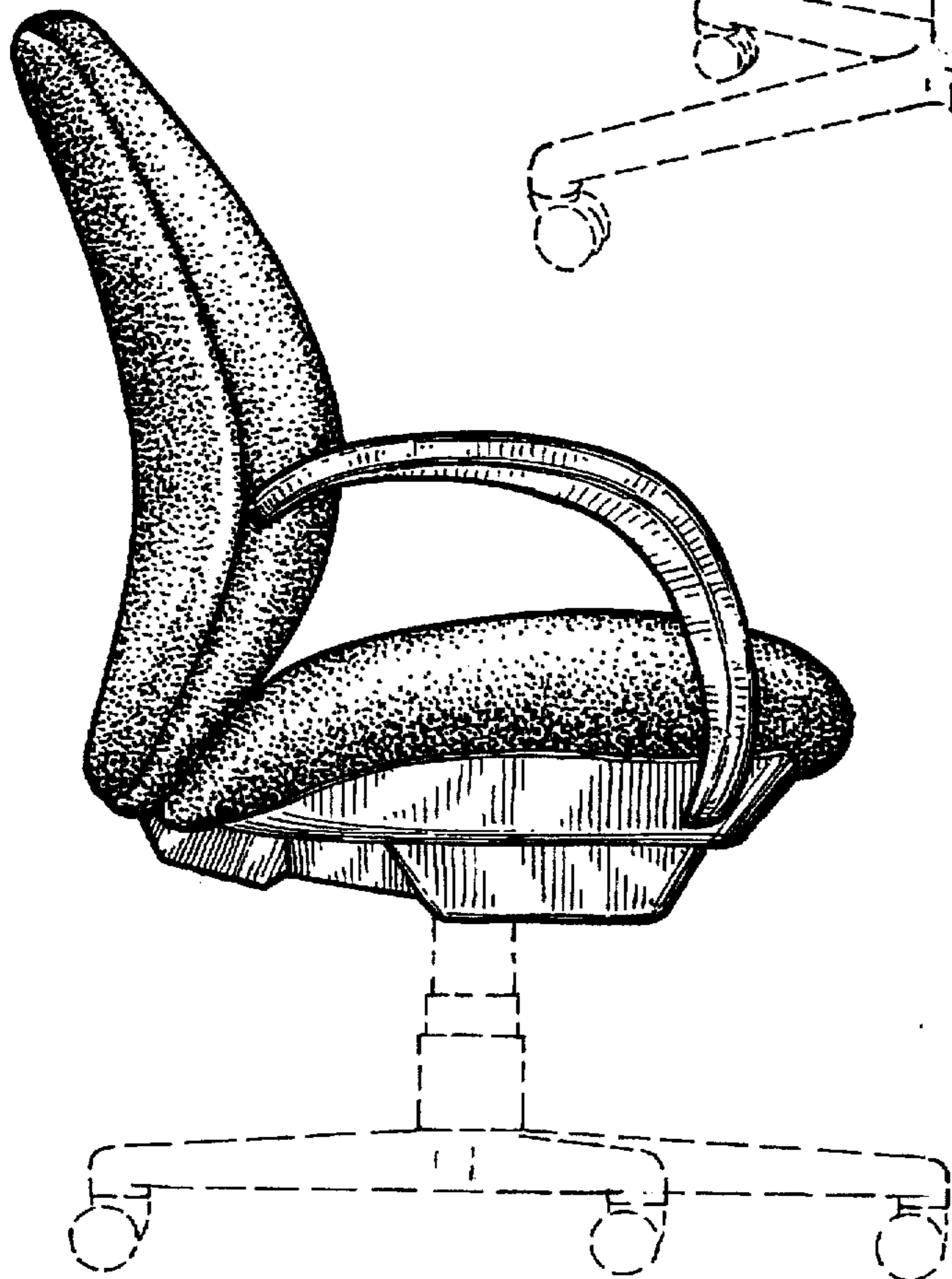


Fig. 2

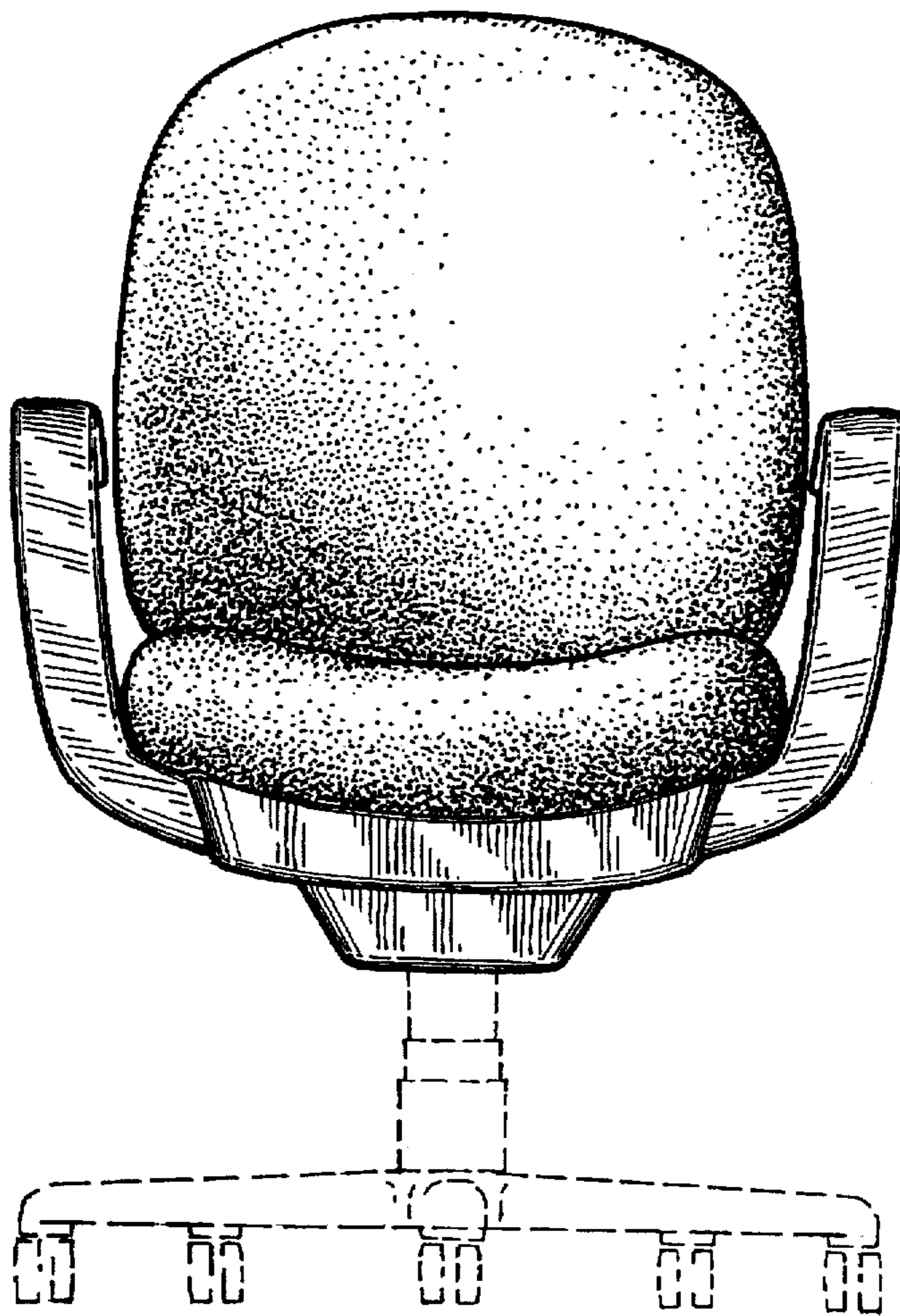


Fig. 3

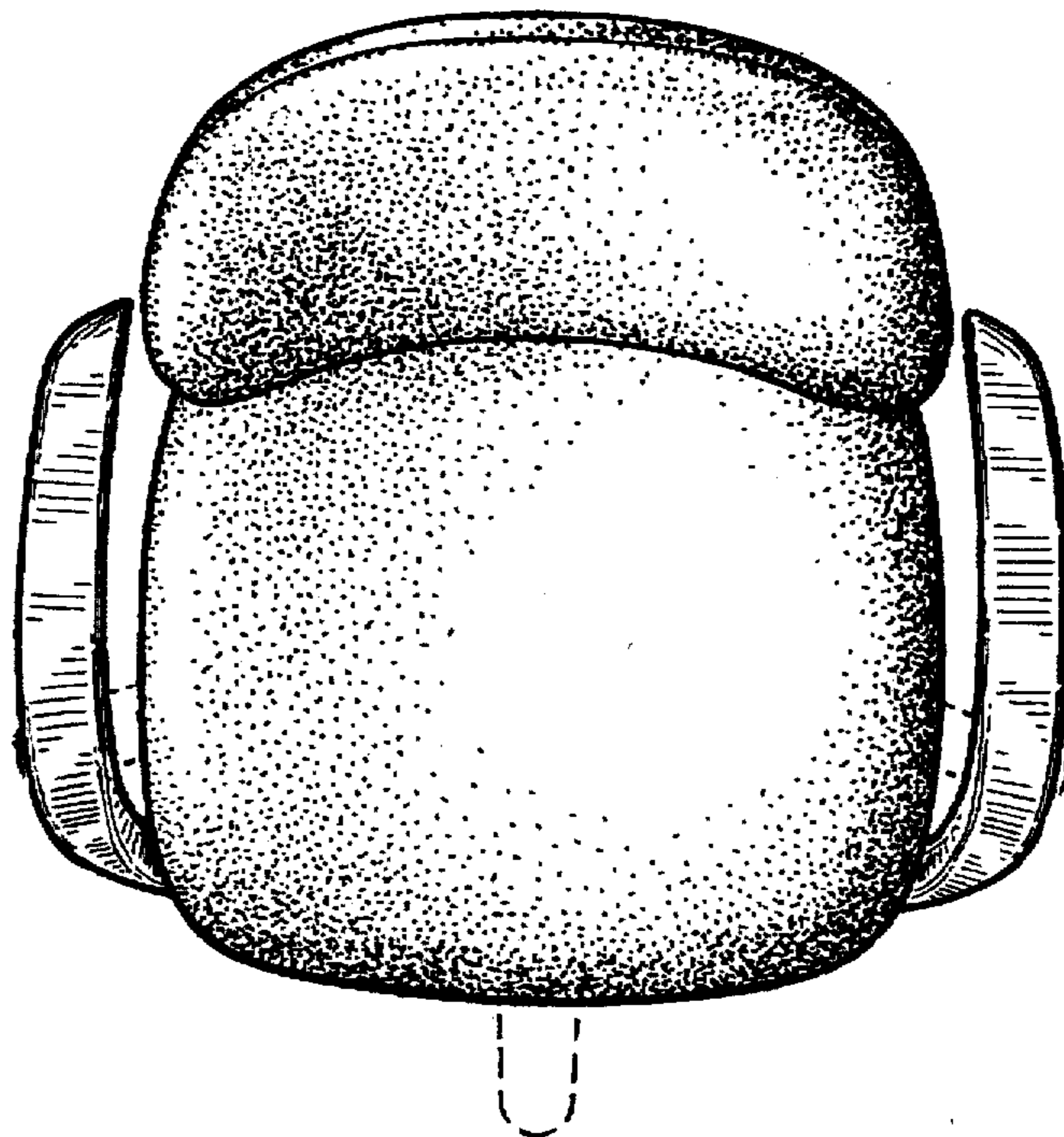


Fig. 4

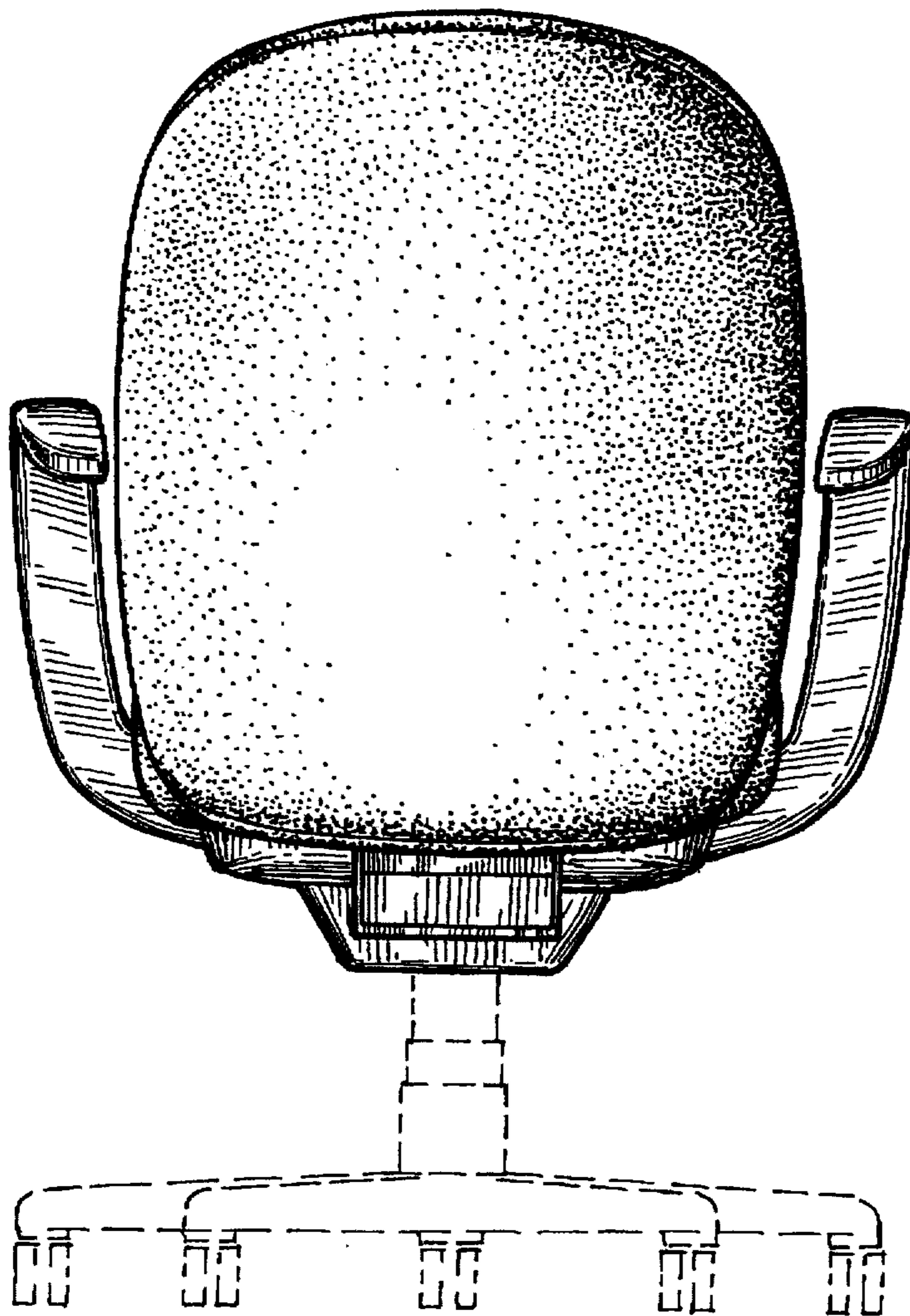


Fig. 5