



US00D396974S

# United States Patent [19]

D'Urbino et al.

[11] Patent Number: **Des. 396,974**

[45] Date of Patent: **\*\*Aug. 18, 1998**

[54] **TABLE**

[75] Inventors: **Donato D'Urbino; Paolo Lomazzi,**  
both of Milan, Italy

[73] Assignee: **Roset S.A.,** France

[\*\*] Term: **14 Years**

[21] Appl. No.: **71,830**

[22] Filed: **May 20, 1997**

[30] **Foreign Application Priority Data**

Jan. 9, 1997 [XH] Hague Agreement ..... DM/038 757

[51] **LOC (6) Cl.** ..... **06-03**

[52] **U.S. Cl.** ..... **D6/480**

[58] **Field of Search** ..... D6/480-489, 495-499,  
D6/451; 108/153, 155, 156, 157; 248/188.1,  
188.7, 188.8, 164

[56] **References Cited**

**U.S. PATENT DOCUMENTS**

D. 205,361 7/1966 Mark ..... D6/498

D. 337,220 7/1993 Bennett ..... D6/480  
D. 349,619 8/1994 Li ..... D6/499  
D. 360,548 7/1995 Laske ..... D6/480

*Primary Examiner*—Janice E. Seeger  
*Attorney, Agent, or Firm*—Mathews, Collins, Shepherd & Gould

[57] **CLAIM**

The ornamental design for a table, as shown and described.

**DESCRIPTION**

FIG. 1 is a top and side perspective view of a table, showing my new design;

FIG. 2 is a top and side perspective view thereof; taken from the side opposite to that shown in FIG. 1;

FIG. 3 is a side elevational view thereof; and,

FIG. 4 is an end elevational view thereof, taken from the right of FIG. 3.

**1 Claim, 4 Drawing Sheets**




FIG. 1




FIG. 2




FIG. 3




FIG. 4

